



OHIO VALLEY CONFERENCE 2007-08 BASKETBALL MEDIA GUIDE



AUSTIN PEAY

APSU Athletics
PO Box 4515
Clarksville, TN 37044
www.APSUGovernors.com

Men's Basketball Contact
Brad Kirtley
Sports Information Director
kirtleyb@apsu.edu

Office: (931) 221-7561
Cell: (931) 624-2904
Fax: (931) 221-7562
Press Row: (931) 221-7155



EASTERN ILLINOIS

Lantz Arena
Charleston, IL 61920
www.EIUpanthers.com

Men's Basketball Contact
Rich Moser
Sports Information Director
rlmoser@eiu.edu

Office: (217) 581-7480
Cell: (217) 508-8317
Fax: (217) 581-6434
Press Row: (217) 581-7770



EASTERN KENTUCKY

521 Lancaster Avenue
115 Alumni Coliseum
Richmond, KY 40475
www.EKUSports.com

Men's Basketball Contact
Michael Clark
Asst. Director Athletic Public Relations
michael.clark@eku.edu

Office: (859) 622-6170
Cell: (859) 358-8360
Fax: (859) 622-5108
Press Row: (859) 622-2226



JACKSONVILLE STATE

700 Pelham Road North
Jacksonville, AL 36265
www.JSUGamecockSports.com

Men's Basketball Contact
Josh Underwood
Asst. Sports Information Director
underwood@jsu.edu

Office: (256) 782-5915
Cell: (256) 302-6140
Fax: (256) 782-5958
Press Row: (256) 782-5583



MOREHEAD STATE

111 Playforth Place
Academic Athletic Center, Room 195
Morehead, KY 40351

Men's Basketball Contact
Randy Stacy
Director of Media Relations
r.stacy@moreheadstate.edu

Office: (606) 783-2500
Home: (606) 784-2922
Fax: (606) 783-2550
Press Row: (606) 783-2126



MURRAY STATE

217 Roy Stewart Stadium
Murray, KY 42071
www.GoRacers.com

Men's Basketball Contact
Dave Winder
Asst. A.D./Media Relations
dave.winder@murraystate.edu

Office: (270) 809-4271
Cell: (270) 293-0566
Fax: (270) 809-6814
Press Row: (270) 809-5551



SAMFORD

800 Lakeshore Drive
Birmingham, AL 35229
www.SamfordSports.com

Men's Basketball Contact
Zac Schrieber
Asst. Sports Information Director
zdschrie@samford.edu

Office: (205) 726-2802
Cell: (205) 532-3476
Fax: (205) 726-2545
Press Row: (205) 726-2377



SOUTHEAST MISSOURI

One University Plaza, MS 0200
Cape Girardeau, MO 63701
www.GoSoutheast.com

Men's Basketball Contact
Ron Hines
Sports Information Director
rhines@semo.edu

Office: (573) 651-2294
Cell: (573) 450-6845
Fax: (573) 651-2810
Press Row: (573) 651-5014



TENNESSEE STATE

3500 John Merritt Boulevard
Nashville, TN 37209
www.TSUTigers.com

Men's Basketball Contact
Wallace Dooley, Jr.
Assoc. A.D./Media Relations
wdooley@tnstate.edu

Office: (615) 963-5674
Cell: (615) 566-5026
Fax: (615) 963-7589
Press Row: (615) 565-7616



TENNESSEE TECH

Box 5057
Cookeville, TN 38505
www.TTUSports.com

Men's Basketball Contact
Rob Schabert
Asst. A.D./Sports Info & Broadcasting
rschabert@tntech.edu

Office: (931) 372-3088
Cell: (931) 267-1065
Fax: (931) 372-6139
Press Row: (931) 372-6077



UT MARTIN

40 Skyhawk Fieldhouse
Martin, TN 38238
www.UTMSports.com

Men's Basketball Contact
Joe Lofaro
Athletic Communications Director
jlofaro@utm.edu

Office: (731) 881-7632
Cell: (731) 514-2905
Fax: (731) 881-7624
Press Row: (731) 881-7694



OHIO VALLEY CONFERENCE
 215 Centerview Drive, Suite 115
 Brentwood, TN 37027
 Phone: (615) 371-1698
 FAX: (615) 371-1788
 www.OVCSports.com
 www.OVCSports.TV

STAFF

Dr. Jon A. Steinbrecher, Commissioner
 E-mail: jsteinbrecher@ovc.org

Ron English, Senior Associate Commissioner for Operations/COO
 E-mail: renglish@ovc.org

Jennifer Brost, Assistant Commissioner for Championships
 E-mail: jbrost@ovc.org

Kyle Schwartz, Assistant Commissioner for Media Relations
 E-mail: kschwartz@ovc.org

Jackie Mynarski, Assistant Commissioner for Institutional Services
 E-mail: jmynarski@ovc.org

Brian Pulley, Assistant Commissioner for External Affairs
 E-mail: bpulley@ovc.org

Heather Brown, Director of Media Relations
 E-mail: hbrown@ovc.org

Dale Kelley, Coordinator of Men's Basketball Officials
 E-mail: dale@dalekelley.com

Curtis Shaw, Coordinator of Men's Basketball Officials
 E-mail: user211715@aol.com

MEMBERSHIP

Austin Peay State University - Clarksville, Tenn.
 Member since 1962

Eastern Illinois University - Charleston, Ill.
 Member since 1996

Eastern Kentucky University - Richmond, Ky.
 Member since 1948

Jacksonville State University - Jacksonville, Ala.
 Member since 2003

Morehead State University - Morehead, Ky.
 Member since 1948

Murray State University - Murray, Ky.
 Member since 1948

Samford University - Birmingham, Ala.
 Member since 2003

Southeast Missouri State University - Cape Girardeau, Mo.
 Member since 1991

Tennessee State University - Nashville, Tenn.
 Member since 1986

Tennessee Technological University - Cookeville, Tenn.
 Member since 1949

University of Tennessee at Martin - Martin, Tenn.
 Member since 1992

TABLE OF CONTENTS

Introduction	
Men's Basketball Contacts	IFC
Table of Contents	1
Media Information	2
OVCSports.TV	3
Ohio Valley Conference	4-5
Ohio Valley Conference Staff	6-7
OVC Honors and Award	8
Conference Alignment	9
OVC Basketball Venues	10-11
Wilson	12
Men's Basketball Information	
Introduction Page	13
Men's Basketball Notes	14-15
O'Reilly ESPNU BracketBusters	16-17
Composite Schedule	18-19
Austin Peay	20-21
Eastern Illinois	22-23
Eastern Kentucky	24-25
Jacksonville State	26-27
Morehead State	28-29
Murray State	30-31
Samford	32-33
Southeast Missouri	34-35
Tennessee State	36-37
Tennessee Tech	38-39
UT Martin	40-41
2006-07 All-OVC Teams	42
Superlatives, Players of the Week, NCAA Stats	43
Overall Team Statistics	44-45
Conference-Only Team Statistics	46-47
Overall Individual Statistics	48-49
Year-by-Year Final Standings	50-51
Team Champions/Individual Honors	52
All-Conference Teams	53-55
Record Book	56-57
Career and Season Top 10's	58-59
Year-by-Year Statistical Leaders	60-61
OVC Tournament	62-63
All-Time Tournament Results	64-65
All-Time All-Tournament Teams	66
Tournament Records	67
Postseason History	68-69
NCAA Bracket	70
Women's Basketball Information	
Introduction Page	71
Women's Basketball Notes	72-73
Composite Schedule	74-75
Austin Peay	76-77
Eastern Illinois	78-79
Eastern Kentucky	80-81
Jacksonville State	82-83
Morehead State	84-85
Murray State	86-87
Samford	88-89
Southeast Missouri	90-91
Tennessee State	92-93
Tennessee Tech	94-95
UT Martin	96-97
2006-07 All-OVC Teams	98
Superlatives, Players of the Week, NCAA Stats	99
Overall Team Statistics	100-101
Conference-Only Team Statistics	102-103
Overall Individual Statistics	104-105
Year-by-Year Final Standings	106-107
Team Champions/Individual Honors	108
All-Conference Teams	109-111
Record Book	112-113
Career and Season Top 10's	114
WBCA Information	115
Year-by-Year Statistical Leaders	116-117
OVC Tournament	118-119
All-Time Tournament Results	120-121
All-Time All-Tournament Teams	122
Tournament Records	123
Postseason History	124-125
NCAA Bracket	126
Women's Basketball Contacts	IBC

CREDITS

This 2007-08 Ohio Valley Conference Basketball Media Guide was written, designed and edited by Kyle Schwartz, Assistant Commissioner for Media Relations, and Heather Brown, Director of Media Relations. Editorial assistance by Scott Mann. A very special thanks to the sports information directors at the 11 OVC institutions for providing content and assistance. Printing and cover design by MultiAd Print Solutions - Peoria, Ill.

On the Front Cover (Clockwise From Top Left Corner): Samford's Alex Munday, Tennessee State's Ladarious Weaver, UT Martin's Phyllisha Mitchell, Jacksonville State's Will Ginn, Southeast Missouri's Sonya Daugherty, Morehead State's Amanda Green, Eastern Illinois' Romain Martin, Murray State's Ashley N. Hayes, Austin Peay's Drake Reed, Tennessee Tech's Blair Bowens, Eastern Kentucky's Darnell Dialls.

On the Back Cover: Samford's Travis Peterson, Tennessee State's Obiageli Okafor, Morehead State's Maze Stallworth, Murray State's Ray George, Austin Peay's Ashlee McGee, Southeast Missouri's Michael Rembert, Eastern Kentucky's Ashley Cazee, UT Martin's Gerald Robinson, Eastern Illinois' Rachel Galligan, Tennessee Tech's Anthony Fisher, Jacksonville State's Jolie Efezokhae.

SCHOOL WEBSITES

Ohio Valley Conference www.OVCSports.com
 Austin Peay www.APSUGovernors.com
 Eastern Illinois www.EIUpanthers.com
 Eastern Kentucky www.EKUSports.com
 Jacksonville State .. www.JSUGamecockSports.com
 Morehead State www.MSUEagles.com
 Murray State www.GoRacers.com
 Samford www.SamfordSports.com
 Southeast Missouri www.GoSoutheast.com
 Tennessee State www.TSUTigers.com
 Tennessee Tech www.TTUSports.com
 UT Martin www.UTMSports.com

OVC GAMES ON THE RADIO/INTERNET**Austin Peay**

On the Radio WVRV-FM 105.1
 On the Internet www.apsugovernors.com
 Talent Greg Walker, David Loos

Eastern Illinois

On the Radio Hit Mix 88.9 (WEIU)
 On the Internet www.weiufm.org
 Talent Mike Bradd (m), Ben Turner (w)

Eastern Kentucky

On the Radio WCYO-FM 100.7 (m)
 WEKY-AM 1340 (w)
 On the Internet www.wcyofm.com (m)
 www.wekyam.com (w)
 Talent .. Greg Stotemyer (m), Larry Winterland (w)

Jacksonville State

On the Radio WLJS-FM 91.9
 On the Internet www.jsu.edu/92j
 Talent Mike Parris

Morehead State

On the Radio WIVY-FM (96.3)
 On the Internet www.MSUEagles.com
 Talent Chuck Mraz, Jason Blanton

Murray State

On the Radio WFGE-FM 103.7 (m)
 WNBS 1340 (w)
 On the Internet www.GoRacers.com
 Talent Neal Bradley (m), Josh Perigo (w)

Samford

On the Radio WVSU-FM 91.1
 On the Internet www.al.com/wvsu
 Talent Justin Firesheets

Southeast Missouri

On the Radio K-103 FM 102.9
 On the Internet www.k103fm.com
 Talent Erik Sean, Jess Bolen

Tennessee State

On the Radio WNSR AM 560
 On the Internet www.wnsr.com
 Talent Barry Gresham, Albert Dawson

Tennessee Tech

On the Radio WHUB AM 1400
 On the Internet www.TTUSports.com
 Talent Roger Ealey

UT Martin

On the Radio WCMT-FM 101.7
 On the Internet www.UTMSports.com
 Talent Chris Brinkley

Note: All above radio listings are Flagship stations only and does not include radio network affiliates.

OVC PRESS ROW PHONE NUMBERS

Austin Peay (931) 221-7155
 Eastern Illinois (217) 581-5135
 Eastern Kentucky (859) 622-5908
 Jacksonville State (256) 782-5583
 Morehead State (606) 783-2126
 Murray State (270) 809-5551
 Samford (205) 726-2377
 Southeast Missouri (573) 651-5014
 Tennessee State (615) 963-7616/7617
 Tennessee Tech (931) 372-6077
 UT Martin (731) 881-7694

MEDIA INFORMATION**OVC MEDIA RELATIONS**

For more information on the OVC during the year please contact the OVC Media Relations Department (615-371-1698). Kyle Schwartz, Assistant Commissioner for Media Relations, serves as the men's basketball contact and can be reached at (615) 371-1698 or kschwartz@ovc.org. Heather Brown, Director of Media Relations, serves as the women's basketball contact and can be reached at hbrown@ovc.org.

OVC COACHES TELECONFERENCES

During the regular season a weekly teleconference featuring the league's 11 men's basketball head coaches will be held every Monday morning at 10 a.m. Central time; the initial men's teleconference will be Monday, Dec. 3. Following a break for the holidays, the schedule resumes and goes weekly beginning Monday, Jan. 14 and continues every week until the OVC Tournament. The women's coaches will have an initial teleconference on Tuesday, Dec. 4 at 10 a.m. Central time; following a break for the holidays, the schedule resumes on Tuesday, Jan. 15 and will be held every other Tuesday until the OVC Tournament. All eight men's and eight women's coaches that make the OVC Tournament field will have a joint press conference on Monday, March 3 at 10 a.m. Central time; a schedule of that teleconference will be determined by seeding.

A schedule of what times coaches will appear is below. Following each teleconference, the audio will be cut-up and posted online at OVCSports.com for free access. If media members would like .mp3 files of any of the coaches comments, please contact the OVC office. For information on how to access the call, please contact Kyle Schwartz in the OVC Office (615-371-1698 or kschwartz@ovc.org).

Men's Coaches (every Monday)

10:00 - Call Opens/Announcements
 10:05 - Bret Campbell, UT Martin
 10:10 - Mike Sutton, Tennessee Tech
 10:15 - Cy Alexander, Tennessee State
 10:20 - Scott Edgar, Southeast Missouri
 10:25 - Jimmy Tilette, Samford
 10:30 - Billy Kennedy, Murray State
 10:35 - Donnie Tyndall, Morehead State
 10:40 - Mike LaPlante, Jacksonville State
 10:45 - Jeff Neubauer, Eastern Kentucky
 10:50 - Mike Miller, Eastern Illinois
 10:55 - Dave Loos, Austin Peay

Women's Coaches (every other Tuesday)

10:00 - Call Opens/Announcements
 10:05 - Tara Tansil, UT Martin
 10:10 - Amy Brown, Tennessee Tech
 10:15 - Tracee Wells, Tennessee State
 10:20 - John Ishee, Southeast Missouri
 10:25 - Mike Morris, Samford
 10:30 - Jody Adams, Murray State
 10:35 - Mike Bradbury, Morehead State
 10:40 - Becky Geyer, Jacksonville State
 10:45 - Larry Joe Inman, Eastern Ky.
 10:50 - Brady Sallee, Eastern Illinois
 10:55 - Carrie Daniels, Austin Peay

OVCSports.com

The official Web site of the Ohio Valley Conference is OVCSports.com. The site is a direct partnership with XOS Technologies. The site contains all the latest news on the conference including releases, statistics, and standings.

OVCSports.TV

Now in its second year, OVCSports.TV is the league's enhanced interactive media platform that is made possible through a partnership with XOS Technologies. Fans can view live and on-demand video of all OVC football games as well as home non-conference contests and select away non-conference games. Subscriptions are available on an annual, seasonal, monthly or per game basis. For more information log onto OVCSports.com or OVCSports.TV.

OVC PLAYERS OF THE WEEK

The OVC will name a Player and Newcomer of the Week each Monday afternoon during the regular season. A full report featuring league standings, statistics and notes will be available on Monday afternoons by 5 p.m. CT. The release will be posted on OVCSports.com and emailed to local and national media. If you would like to be added to the distribution list send an email to kschwartz@ovc.org (men) or hbrown@ovc.org (women).

OVC RADIO

OVC Radio is a syndicated radio program airing Monday through Friday throughout Kentucky, Tennessee, Alabama, Illinois and Missouri covering the Ohio Valley Conference. The daily broadcast is also available for free at OVCSports.com. The program is produced by Hoback Entertainment and hosted by Chip Hoback. If you are interested in having the daily update on your station, contact Hoback at chiphoback@comcast.net.

OVC TOURNAMENT CREDENTIALS

The 2007 OVC Tournament will be held March 4, 7-8. The first round contests (March 4) will be held on campus sites. The semifinal and finals will be held at Municipal Auditorium in Nashville, Tenn. The deadline to request credentials for the event is **WEDNESDAY, FEB. 27**. To request credentials contact Kyle Schwartz or download the application at the OVC Tournament link at OVCSports.com (the link will be active in early January). NO credentials will be mailed; instead they can be picked up in-person at the Municipal Auditorium Media Will-Call, located at the back entrance of the arena, off of 5th Avenue.

OVC TOURNAMENT PARKING/HOTEL INFO

Parking in downtown Nashville is at a premium. There is very little on-site parking for the OVC Tournament. Please visit the following Web site (<http://www.parkitdowntown.com>) to locate parking garages in downtown Nashville. Municipal Auditorium is located at 417 4th Avenue North (4th Avenue intersects with Charlotte Ave. and James Robertson Parkway). Members of the media are encouraged to make their own hotel accommodations; there is no official hotel for the OVC Tournament. The OVC does have two corporate partner hotels where media members can get an OVC rate; Holiday Inn Brentwood (I-65 and 760 Old Hickory Blvd. --615-373-2600) and Hotel Preston (733 Briley Parkway -- 877-361-5500). Mention "OVC" get the special rate.

2008 OVC MEDIA DAY

Media can make plans for the 2008 OVC Basketball Media Day which will be held on Wednesday, Oct. 8 at LP Field (West Club Level) in Nashville at a to-be-determined time.

OVCSPORTS.TV

THE OFFICIAL BROADBAND VIDEO CHANNEL OF THE OHIO VALLEY CONFERENCE

YOUR ONLINE DESTINATION FOR EXCLUSIVE
LIVE & ON-DEMAND STREAMING VIDEO & AUDIO
STRAIGHT TO YOUR COMPUTER

OVCsports.tv member benefits include:

- OVC Football games LIVE on your computer
- OVC Men's and Women's Basketball games LIVE on your computer
 - OVC events such as Football and Basketball Media Days
- Coaches shows, press conferences, on-demand features and highlight packages
 - Other LIVE events, including select Volleyball, Soccer and Baseball games, and Conference Championships



Entering its 60th year, the Ohio Valley Conference continues to build on the success that has made it the nation's eighth-oldest NCAA Division I conference. In 2003, the OVC extended its geographical footprint into Alabama for the first time, expanding the league's membership to a record 11 institutions with the addition of Jacksonville State University and Samford University.

The OVC's proud past dates back to 1948, but seeds for the new league were actually planted in 1941. It was then that Roy Stewart, the athletics director at Murray State, Charles (Turkey) Hughes, the athletics director at Eastern Kentucky, and Kelly Thompson, the public relations director at Western Kentucky, first broached the idea of forming a new conference. Discussions were put on hold by World War II, but reemerged Feb. 27-28, 1948 at the Kentucky Hotel in Louisville as the three original institutions combined with Morehead State, Louisville and Evansville to form the OVC.

In the 1950s, the OVC became a pioneer on a much more significant scale socially. During times of racial segregation, league member Morehead State became one of the first non-traditionally black mid-southern institutions to accept a black student. In 1958, Marshall Banks earned athletically-related aid at Morehead, which signed a second black athlete, Howard Murphy, a year later. In 1961, Murphy earned all-conference recognition as a halfback in football. With racial barriers broken, the rest of the institutions in the league began to provide educational and athletic opportunities to African-Americans.

The first Division I-AA football playoff (which is now known as the Football Championship Subdivision) was held in 1978 with only four teams, which is the only year through present day that the OVC did not field a playoff representative. In 1979, four of the nation's top teams were invited to the playoffs, and two of them - Eastern Kentucky and Murray State - were from the OVC. Eastern Kentucky would go on to win national championships in each 1979 and 1982.

Football was not the only sport in which the OVC was quickly gaining respect. In 1955, the OVC became only the second six-member league nationally to earn an automatic bid to the prestigious NCAA Men's Basketball Tournament, which, at that time, was limited to only 24 participants. The conference quickly proved worthy of that bid, as Morehead State defeated Marshall (107-92) and Wayne State (95-84) in the 1956 tournament.

Fifteen years later, former OVC member Western Kentucky became the first and only conference team to reach the Final Four. The Hilltoppers defeated Jacksonville, Kentucky and Ohio State before losing to Villanova in double overtime. WKU went on to finish in third place after beating Kansas 77-75 in the consolation game.

Since that time, the OVC has recorded some of the biggest upsets in the history of the NCAA Tournament. Perhaps the most famous moment came in 1987, when Austin Peay came from fourth place in the regular season to win the OVC Tournament and earn the league's automatic bid. The Governors drew powerful Illinois, and were such big underdogs, that ESPN broadcaster Dick Vitale promised to stand on his head if APSU won the game. After a 68-67 victory over the Illini, and a narrow 90-87 overtime loss to eventual Final Four participant Providence in the second round, Vitale made good on his promise in a visit to Clarksville two months later.

Murray State added to the OVC's string of upsets in 1988 when it knocked off 14th-ranked North Carolina State, 78-75. The Racers' M&M Boys - Jeff Martin and Don Mann - combined for 39 points in the win. MSU nearly went on to the Sweet 16 that year, losing to eventual national champion Kansas, 61-58. A bank shot by Mann that would've given the Racers a one-point lead rolled off the rim with three seconds left. Two years later the Racers took No. 1 seed Michigan State to overtime before losing 75-71. To this day that is the closest a No. 16 seed has come to topping a No. 1 seed in the NCAA Tournament. Steve Newton, the coach who guided Murray State from 1985 to 1991 and was part of those NCAA Tournament runs, was inducted into the OVC Hall of Fame in 2007.

Murray State has had great success in the OVC Tournament, reaching the championship game every year in the 1990s and winning the title 10 times between 1990 and the present. Most recently, Eastern Kentucky has

won two of the last three OVC Tournament titles and garnered the league's automatic bid to the NCAA Tournament. This past year, the Colonels drew No. 1 seed North Carolina and despite trailing by a large margin early, trimmed the Tar Heels advantage to just four, 48-44, with 16 minutes to play before eventually losing 86-65.

Through the past 59 years, 11 teams have won or shared the league's men's regular season basketball title. Murray State heads the list with a Conference-record 20 outright or shared basketball crowns. Other past champions include Western Kentucky (19), Morehead State (9), Austin Peay (7), Tennessee Tech (7), Eastern Kentucky (6), Middle Tennessee (5), East Tennessee State (2), Tennessee State (2), Southeast Missouri (1) and Akron (1).

Among the coaching greats in men's basketball have been Western Kentucky's E.A. Diddle, who retired with 759 victories and 10 OVC titles; John Oldham, who was a member of the very first All-OVC squad and went on to win seven OVC crowns during his coaching tenure at Tennessee Tech and Western Kentucky; Paul McBrayer, who guided Eastern Kentucky to 219 wins and three OVC crowns; and Cal Luther, who is the only person in conference history to win men's basketball Coach of the Year honors at two league schools - Murray State and Tennessee-Martin. Entering the 2007-08 season, Austin Peay stalwart Dave Loos has 271 victories, third all-time behind Luther (319) and Diddle (296) and by far the most among active coaches; his 17 years of service to the league is second all-time behind Luther's 23 seasons.

There have been an equal number of great players including Western Kentucky's Clem Haskins, who is the only three-time OVC Player of the Year. Several players have won OVC Player of the Year honors twice: Western Kentucky's Jim McDaniels (1969-70 and 1970-71), Murray State's Les Taylor (1971-72, 1972-73), Jeff Martin (1987-88, 1988-89), Popeye Jones (1989-90, 1990-91) and Marcus Brown (1994-95, 1995-96), Austin Peay's Otis Howard (1976-77, 1977-78), Middle Tennessee's Jerry Beck (1980-81, 1981-82), Akron's Joe Jakubick (1982-83, 1983-84) and Tennessee State's Carlos Rogers (1992-93, 1993-94).

The OVC also has the honor of being the only conference to boast the nation's leaders in scoring, rebounding and assists all in one season. That feat was accomplished in 1991-92 by Morehead State's Brett Roberts (28.1 ppg), Murray State's Popeye Jones (14.4 rpg) and Tennessee Tech's Van Usher (8.8 apg).

In the late 1970s, women's athletics began somewhat of a rebirth on the national scene as the NCAA began sponsoring and marketing women's sports. Recognizing the need to provide increased opportunities for female athletes, the OVC established women's championships in the sports of basketball, tennis and track in 1977, with cross country and volleyball added over the next four years. Those sports were initially governed by the Association of Intercollegiate Athletics for Women, but the overall strength of women's programs in the league was demonstrated by the automatic bids the OVC instantly received when the NCAA became the governing body in 1982.

Women's basketball in the OVC has been dominated by Tennessee Tech, which has won or shared 15 regular-season titles and owns nine OVC Tournament titles. In fact, the Golden Eagles have reached the championship game of the OVC Tournament 19 times in the past 26 years. Although Tennessee Tech remains the standard-bearer, four other teams have won 10 of the last 14 OVC Tournaments. Austin Peay leads the quartet with five crowns, including four straight from 2000-03, while Tennessee State (1994-95) and Eastern Kentucky each have two tourney titles (1997, 2004) during that span. Southeast Missouri became the latest program to add its name to the list, capturing its first OVC Tournament title in 2006 and repeating as champions in 2007 with almost a completely different roster of players. For his part in guiding the team, acting head coach John Ishee was tabbed the OVC Coach of the Year and given a full-time contract following the season.

Several coaches have made their mark in the relatively short history of OVC women's basketball. Former Tennessee Tech coach Marynell Meadors posted an amazing 363-139 (72.3%) record at Tech, becoming


COMMISSIONERS OF THE OVC



Art Guepe
(1963-75)



Paul Dietzel
(1975-76)



Bob Vanatta
(1976-79)



Jim Delaney
(1979-89)



Dan Beebe
(1989-2003)



Dr. Jon A. Steinbrecher
(2003-Present)

the first woman in NCAA or AIAW history to win 300 games at the same institution, while former Tennessee State skipper Teresa Phillips earned National Coach of the Year honors from *USA Today* in 1990 for turning around the Lady Tigers' program before going on to lead TSU to the NCAA Tournament in 1994 and 1995. Legendary Tennessee Tech coach Bill Worrell announced his retirement in 2006 after a stellar 20-year career in which he compiled a 408-190 record while leading Tech to an unprecedented 15 OVC regular-season titles and eight NCAA Tournament appearances, including five straight from 1989-93. He was inducted into the OVC Hall of Fame in 2007 for his accomplishments. Current Eastern Kentucky coach Larry Joe Inman has won more than 100 games at both Middle Tennessee and EKV, and has earned OVC Coach of the Year honors a record eight times - five times at EKV and three at MTSU.

Many great players have graced the hardwood over the years, including former OVC Players of the Year Brooke Armistead and Gerlonda Hardin from Austin Peay, Pam Chambers, Jerilyn Harper, Cheryl Taylor, Angela Moorehead, Roschelle Vaughn, Diane Seng and Janet Holt from Tennessee Tech; Morehead State's Donna Murphy and Priscilla Blackford, Eastern Kentucky's Kim Mays and Southeast Missouri's Gray C. Harris.

Through the early years of the league, administrators wrestled with fan behavior due to the close proximity of the conference members and the intense rivalries which developed. Just as it did decades ago, the OVC took the leadership role on what has become a national issue. In 1995, the OVC implemented a first-of-its-kind "Sportsmanship Statement," a policy which promotes principles of fair play, ethical conduct and respect for one's opponent. The statement has become a model for others to follow across the nation, and has answered the challenge of the NCAA Presidents Commission to improve sportsmanship in collegiate athletics.

Additionally, the OVC annually presents the Steve Hamilton Sportsmanship Award, in honor of the former Morehead State student-athlete, coach and athletics director, to a junior or senior student-athlete with significant athletic contributions who best exemplifies the characteristics of sportsmanship and citizenship. Most recently, the Conference has also implemented the OVC Institutional and Team Sportsmanship Awards, which are presented to one institution and 18 sport-specific teams voted by their peers to have best exhibited the standards of sportsmanship and ethical conduct as outlined by the OVC and NCAA.

Over its 59 years, OVC teams have garnered national championships and bowl games in football, along with national team or individual titles in the sports of rifle, cross country, track and golf.

The OVC has also produced several Olympic athletes, including Murray State's Morgan Hicks, who was a member of the 2004 United States

Olympic Rifle Team, and Tennessee State alum and current TSU head women's track and field coach Chandra Cheeseborough. Cheeseborough was a three-time Olympian during her competitive days and will be an assistant coach for Team USA in the 2008 Summer Games in Beijing.

In addition, some of the greatest players in professional sports were educated at OVC institutions. The list includes former greats such as football's Phil Simms (Morehead State), basketball's Clem Haskins (Western Kentucky) and Bubba Wells (Austin Peay) and two-sport star Steve Hamilton (Morehead State) to present-day standouts like basketball player Trenton Hassell (Austin Peay), football players Tony Romo (Eastern Illinois) and Cortland Finnegan (Samford), baseball players Jamie Walker (Austin Peay) and George Sherrill (Austin Peay) and professional golfer Jeff Sluman (Tennessee Tech).

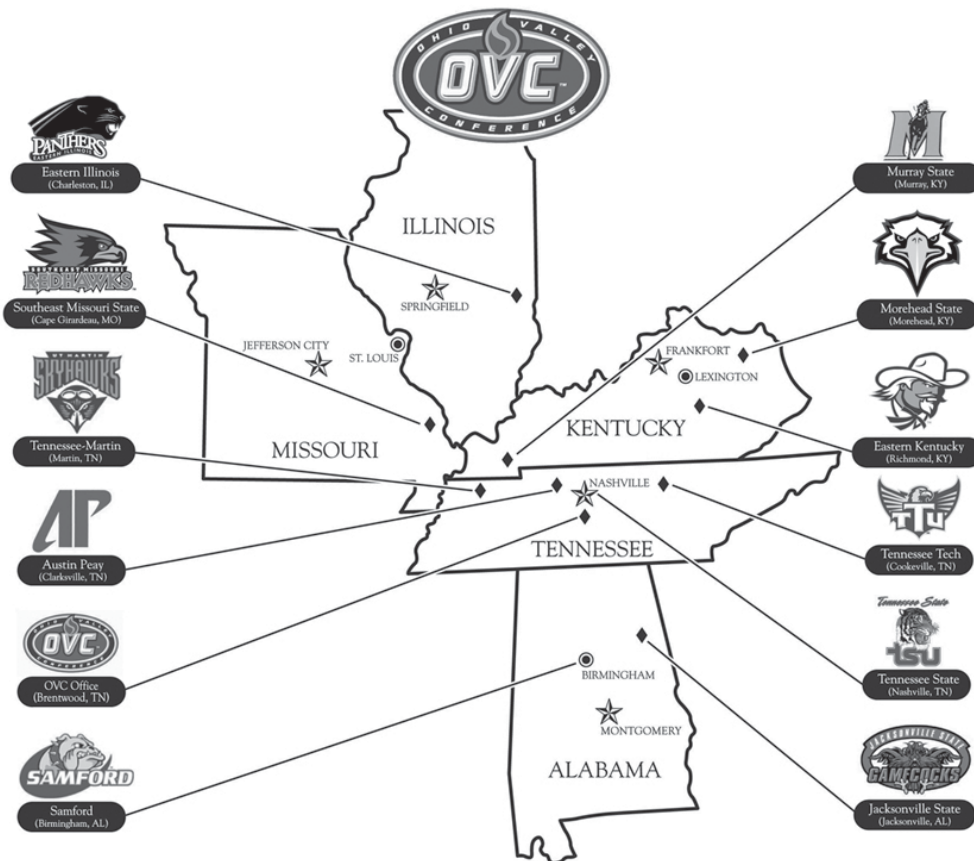
The playing field is not the only place where OVC athletes are working hard. The league also recognizes excellence in the classroom. Six Scholar-Athlete Awards are presented yearly to male and female athletes, while others are commended for their academic success by being Medal of Honor recipients or earning a spot on the Commissioner's Honor Roll. Additionally, the league annually presents one institutional academic achievement award, as well as separate team awards in each Conference-sponsored sport.

The vision of leadership demonstrated by the Founding Fathers in 1948 remains alive today as the Ohio Valley Conference prepares for the future. One example is in regard to the current trend in collegiate athletics administration for increased involvement of university presidents in setting policies and making rules. The presidents of OVC institutions, however, have always governed the Conference, long before presidential governance became a national theme.

The Ohio Valley Conference sponsors the following sports: baseball, basketball, cross country, football, golf, tennis and track for men, and basketball, cross country, golf, soccer, softball, tennis, track and volleyball for women. In addition, the OVC also sponsors the combined men's and women's sport of rifle.

Now entering its sixth decade of competition, the Ohio Valley Conference has grown significantly from its humble beginnings while increasing the number of athletics opportunities it provides for students. In addition to newest members Jacksonville State University and Samford University, other current league representatives include charter members Eastern Kentucky University, Morehead State University and Murray State University, along with Austin Peay State University, Eastern Illinois University, Southeast Missouri State University, Tennessee State University, Tennessee Technological University and the University of Tennessee at Martin.

A LOOK AT THE OVC



Dr. Jon A. Steinbrecher - Commissioner



Dr. Jon A. Steinbrecher begins his fifth year with the Ohio Valley Conference after becoming the league's sixth commissioner on May 5, 2003. Prior to joining the OVC, Dr. Steinbrecher served nine years as the commissioner of the Mid-Continent Conference and boasts a wide range of experience in collegiate athletics with an impressive list of accomplishments.

In his first four years with the OVC, Dr. Steinbrecher has significantly increased the league's exposure through additional television coverage at the regional and national level. In 2005, he negotiated a five-year contract with ESPN that secured increased exposure for the league. That included being one of the first conferences to sign a deal to have games appear on ESPNU, ESPN's 24-hour college sports network; the OVC had the first sporting event broadcast on that network (the 2005 OVC Men's Basketball Tournament Semifinal). Steinbrecher also secured an invitation for the OVC to participate in ESPN's BracketBusters event and implemented Conference merchandising and corporate partner programs.

Under his leadership, the league has re-emphasized its commitment to sportsmanship by implementing a series of good sports initiatives, including affidavits signed by coaches and administrators, student-athlete ethical conduct orientation and an institutional and team sportsmanship awards. Dr. Steinbrecher

also initiated a Conference Basketball Issues Committee and oversaw increased promotional efforts for the OVC Basketball Tournament, which resulted in an increase in ticket sales revenue.

In addition to his work at the Mid-Con and OVC, Dr. Steinbrecher has served on several prominent NCAA committees, including the Division I Basketball Issues Committee, serving as a member of subcommittees for both men's and women's basketball, and in 1999 he became the first non-Division I-A commissioner elected as president of the Collegiate Commissioner's Association (CCA). In June 2007 he was appointed to the NCAA Division I Men's Basketball Academic Enhancement Group by NCAA President Myles Brand; the group is charged to develop strategies to enhance academic performance and graduation rates in Division I men's basketball.

Dr. Steinbrecher has also served as Division I-AAA vice president of the CCA and as a member of the National Invitation Tournament's District IV Advisory Board. He currently serves on the NCAA's Division I Committee on Athletics Certification as well as the NCAA Division I Championships/Competition Cabinet, and is the OVC's alternate representative to the NCAA Management Council after recently completing a stint on the Council. In addition, he served a one-year term as the Division I-AA vice president of the CCA.

Prior to being named Mid-Continent Conference Commissioner in Nov. 1994, Dr. Steinbrecher had previously served the league as Director of Communications, Director of Marketing and Communications and Assistant Commissioner. He joined the Mid-Con staff in 1989 after previously serving in the athletic departments at Houston Baptist University, Indiana University and Davidson College.

Dr. Steinbrecher is a 1983 graduate of Valparaiso University, where he earned a bachelor of science degree in physical education and journalism. In 2006 he was bestowed an Alumni Achievement Award from his alma mater. Steinbrecher graduated with a master's degree in sports administration from Ohio University in 1984, and he was awarded the doctorate of physical education in sports administration from Indiana University in 1989.

An all-conference and academic all-conference selection in football and a conference champion in tennis, Dr. Steinbrecher was named Valparaiso's and the Heartland Collegiate Conference's Student-Athlete of the Year in 1983.

Active in the community, Dr. Steinbrecher is the past chair of the Board of Education at Our Savior Lutheran Academy in Nashville. He is also a member of the Board of Directors and Executive Committee of the Nashville Sports Council, serving as the chair of the Events Committee.

Dr. Steinbrecher and his wife Anne have three children, daughter Grace and twin sons Matt and Will.

Ron English - Sr. Associate Commissioner/Operations



Ron English enters his 16th year with the Ohio Valley Conference in 2007-08, and his first under the title of Senior Associate Commissioner for Operations/Chief Operating Officer. He had previously served as the League's Associate Commissioner.

A 1977 communications graduate of Western Michigan University, English previously spent seven years at the Missouri Valley Conference. In 1988 he took over as the MVC's director of communications before being promoted to assistant

commissioner of communications in 1990. English began his athletics career in 1983 at SIU-Edwardsville, where he was assistant SID and promotions coordinator.

A native of Detroit, Mich., English is the coordinator of the OVC men's and women's basketball tournament. For the second time in six years, English served as tournament manager for an NCAA tournament when the OVC hosted the first and second rounds of the 2005 NCAA men's basketball championship in Nashville. In addition, English serves as tournament manager for the league's baseball championship and is also responsible for football, basketball and baseball scheduling.

Along with his OVC duties, English has served on the Division I Championships/Competition Cabinet, including a stint on the Cabinet's Playing and Practice Seasons Subcommittee. He was also a member of a working group to study the NCAA's 20-hours of practice per week rule. English and his wife, Vonnie, have two daughters, Mary and Emily, and a son, Jacob.

Jennifer Brost - Asst. Commissioner/Championships



Jennifer Brost is in her second year with the Ohio Valley Conference, having joined the staff in October 2006 as Assistant Commissioner for Championships.

In addition to overseeing the administration of the OVC's 18 championship sports, Brost serves as the Conference Senior Woman Administrator, as well as the staff liaison to select coaching groups and officiating coordinators. She also coordinates the league's Student-Athlete Advisory Committee.

Brost joined the OVC after previously serving as sales coordinator for the Nashville Predators of the National Hockey League (NHL). In that role, she was charged with preparing corporate sponsorship proposals, tracking weekly sales activity and identifying new business prospects.

Prior to joining the Predators, Brost was a championships assistant with the Sun Belt Conference, where she was involved in all facets of coordinating the league's championship events.

A native of Port Edwards, Wis., Brost received her post-secondary and graduate education at the University of Wisconsin-La Crosse, where she was awarded an undergraduate degree in sport management and a master's degree in sport administration. While attending the master's program at Wisconsin-La Crosse, Brost served as a graduate assistant in the athletics department, assisting with event management. She also spent seven years as the aquatics coordinator for the city of La Crosse, managing the day-to-day operations for five aquatic facilities.

Kyle Schwartz - Asst. Commissioner/Media Relations



Kyle Schwartz joined the Ohio Valley Conference as Assistant Commissioner for Media Relations in Nov. 2006. He is the primary contact for football, men's basketball, baseball, men's and women's cross country and men's and women's golf among other duties.

Schwartz came to the OVC after spending four and a half years at the University of Northern Colorado in Greeley, Colo. There he served as the Assistant Director of Media Relations for two years, was promoted to Media Relations Coordinator in July 2004 and served as Director of

Media Relations in his final year.

At Northern Colorado, Schwartz helped coordinate the media efforts of two NCAA, two conference and six independent championships, including four during the 2005-06 school year. Schwartz was honored by Collegiate Volleyball Update (CVU.com) with the first annual RESPECTing Volleyball (Recognition for Excellence in Supporting and Promoting Volleyball) Award in 2005 and was ranked the No. 3 soccer SID in the country by *Soccer Buzz* magazine in 2004. The 2003 Northern Colorado volleyball guide he wrote, designed and edited won third place honors nationally in the CoSIDA publications contest.

Schwartz also spent two years as a graduate assistant in the Southeast Missouri State sports information department (2000-02). It was as SEMO that Schwartz received his master's degree in athletic administration, graduating with honors.

Schwartz received his bachelor's degree in business administration from the University of Kentucky in May 2000, graduating cum laude. As an undergraduate, he interned with the Host Communications publishing group and also worked with the Kentucky Thoroughblades minor league hockey team.

Schwartz, a native of Flemingsburg, Ky., is a member of the College Sports Information Directors of America (CoSIDA) and has served on CoSIDA's Academic All-American committee as a district coordinator since June 2003.

Schwartz and wife, Angella, were married in June 2004.

Jackie Mynarski - Asst. Commissioner/Institutional Services



Jackie Mynarski is in her first year with the Ohio Valley Conference as Assistant Commissioner for Institutional Services. She was named to the post on May 11, 2007 and began her duties in June.

Mynarski joins the OVC from the University of Portland. There she coordinated all aspects of initial and continuing eligibility, mid-year certification, conference eligibility reports, hardship waiver applications, transfer releases and official visits. Mynarski also monitored amateurism

issues, maintained rosters and participation reports and assisted with rules education for coaches, student-athletes, administration and university staff. She served as the SAAC and Champs/Life Skills coordinator, served on the school's Oversight and Compliance Committee for NCAA Recertification and was on the President's Advisory Council for Athletics.

Mynarski attended the University of Maryland where she graduated with a degree in government and politics in May 2000. While at Maryland, Mynarski was a member of the Terrapins soccer team, where she earned Mid-Atlantic All-Region first-team and All-ACC second-team honors in 1999. She finished her career ranked in the top-10 in each career games played, points, goals and game-winning goals. Her team advanced to the NCAA Tournament in each of her four years at Maryland. She was named University of Maryland Female Student-Athlete of the Year and the President's Cup recipient for Outstanding Academic Achievement and Service to the University in 2000.

Mynarski would later serve as a volunteer assistant coach at George Washington University for two years while she was pursuing her law degree at the Catholic University of America, Columbus School of Law. She graduated with her Juris Doctorate in May 2003 and has a license from the Maryland Bar Association. Following law school, Mynarski worked as an independent contract attorney.

Brian Pulley - Asst. Commissioner/External Affairs



Brian Pulley was named Assistant Commissioner for External Affairs in August 2007. Pulley brings over five years of sales experience to the position, including completing an internship with the Conference in 2005-06. He has cultivated relationships for an array of business types and brings a comprehensive knowledge of game day operations as it applies to corporate activation.

Prior to joining the OVC staff Pulley was an account executive with ISP Sports in Atlanta, Ga., where he is responsible for soliciting and cultivating corporate partners for Georgia Tech

Athletics. He also helped develop and implement promotions for Georgia Tech football, baseball and men's basketball as well as being responsible for managing advertising inventory for Georgia Tech.

Pulley spent two years as a regional director with the American Heart Association in Nashville. There he managed all aspects of fund-raising for a nine-county territory and generated \$200,000 a year in revenue. He was also a retail account executive with *The Tennessean* newspaper. There Pulley worked with clients on all facets of advertising campaigns and helped maintain national and local accounts.

Pulley received his bachelor's degree in public relations from Middle Tennessee State University in December 1998. He completed his master's of science degree in sports administration from Belmont University in May 2006. It was during graduate school that he served as an intern with the Ohio Valley Conference, helping establish a group sales base, formulating a marketing plan and assisting with the OVC Basketball Championship among other duties.

Pulley, a native of Springfield, Tenn., and his Michelle, reside in Murfreesboro.

Heather Brown - Director of Media Relations



Heather Brown begins her fourth year with the Ohio Valley Conference in 2007-08. After the completion of a 10-month internship, she served in the position of Assistant Director for Media Relations until her promotion to Director of Media Relations in Dec. 2006.

She is the primary contact for soccer, volleyball, women's basketball, softball, men's and women's track and field, men's and women's rifle and men's and women's tennis.

In addition, she served as the assistant media relations coordinator for the first and second rounds of the 2005 NCAA men's basketball tournament in Nashville.

Prior to working with the Conference, the West Liberty, Ohio, native served a three-month internship in the sports information office at The Ohio State University after a one-year stint as a student assistant in the Bowling Green State University sports information office.

A 2003 graduate of BGSU, Brown earned a bachelor's degree in sports management with an emphasis in sports information. She is a member of the College Sports Information Directors of America (CoSIDA).

OVC Officials Coordinators



Dale Kelley
Men's Basketball



Curtis Shaw
Women's Basketball

OVC HONORS AND AWARDS

The Ohio Valley Conference implemented a first-of-its-kind "Sportsmanship Statement," a policy promoting fair play, ethical conduct and respect for one's opponent in 1995. The statement answered a challenge of the NCAA Presidents Commission to improve sportsmanship in college athletics, and has become a model for others to follow across the nation.

The development of the OVC sportsmanship statement began in June 1993 at the direction of the league's presidents. A committee made up of athletics directors and faculty representatives drafted the initial statement, and all coaches and other administrators had the opportunity for input. The statement sets forth expectations for spirit groups, officials and fans, as well as the student-athletes and coaches. Here is a brief synopsis of each group's expectations within the sportsmanship statement.

Administrators: Institutional administrators will create an environment of hospitality for visiting teams, particularly for those individuals at Conference institutions. Administrators will treat the visiting teams and its fans in the same manner that they would want their teams to be treated.

Coaches: Coaches have the greatest amount of influence over whether young people in their programs are taught and follow the high principles of sportsmanship. The OVC has been benefited by coaches who have risked losing a contest by removing student-athletes who have demonstrated disrespect for their opponents. This discipline measure educates that individual about the importance of sportsmanship over participation and winning, and helps counteract the constant messages received from many professional athletes who demonstrate a lack of respect for opponents.

Student-Athletes: Student-athletes at OVC institutions will be expected to treat opponents with sportsmanship, and there will be no tolerance for taunting and baiting of opponents. OVC student-athletes must understand that they are perhaps the most visible representatives of their institutions and their behavior is observed and emulated by many who are younger. OVC student-athletes must honor the responsibilities that accompany the privilege of representing our schools by behaving with dignity and class on and off the field.

Spirit Groups: Like our student-athletes, spirit groups are visible representatives of our universities, and they are expected to show decent behavior. Cheerleaders, bands and other spirit groups are admitted to contests to support their teams and assist in creating a fun atmosphere, but they will not be allowed to disrupt or confront opposing teams.

Officials: Officials will enforce the rules regarding sportsmanship without tolerance for abuse. Players and coaches will receive their only warning prior to the contest, and once the contest begins, penalties will be assessed for violations of unsportsmanlike conduct.

Fans: We know all fans are embarrassed by the inappropriate behavior of a few who may engage in confrontational and threatening actions towards officials, visiting fans, players or coaches. Those individuals may be dismissed to provide a better environment for others.

The Conference believes that the effort to meet the expectations outlined in the sportsmanship statement will increase the attractiveness at our athletics events by creating a healthy environment for competition. A complete copy of the sportsmanship statement can be obtained by calling the OVC office at (615) 371-1698.

The OVC has a variety of awards to recognize sportsmanship by its student-athletes, coaches, administrators and teams. In 1998, the OVC established the Steve Hamilton Sportsmanship Award, presented annually

to a male or female junior or senior student-athlete who best exemplifies the characteristics of the former Morehead State student-athlete, coach and administrator. Hamilton is the only individual to have ever played in a NCAA Basketball Championship, a Major League Baseball World Series (New York Yankees) and a National Basketball Association Championship Series (Minnesota Lakers).

In 2003-04 the League began awarding the Institutional Sportsmanship Award, given to the OVC member institution selected by its peers to have best exhibited the standards of sportsmanship and ethical conduct as outlined by the OVC and NCAA. In 2005-06 the League expanded the sportsmanship award program by adding the Team Sportsmanship Award. An award is given to each sport sponsored by the OVC and is voted on by the student-athletes and coaches of the respective sports.

OVC SPORTSMANSHIP HONOREES

Steve Hamilton Sportsmanship Award Winners

1998-99	Julie Virta (women's basketball), Austin Peay
1999-00	Michael Turner (men's basketball), Murray State
2000-01	Kelly Pendleton (women's basketball), Tennessee-Martin
2001-02	Grant Swallows (football), Tennessee Tech
2002-03	Brooke Armistead (women's basketball), Austin Peay
2003-04	Kandi Brown (women's basketball), Morehead State
2004-05	Cassandra Peek (women's basketball), Austin Peay
2005-06	Zac Schlader (men's basketball), Austin Peay
2006-07	Adonia Bivins (women's soccer), Austin Peay

Institutional Sportsmanship Award Winners

2003-04	Southeast Missouri State University
2004-05	Samford University
2005-06	Samford University
2006-07	Morehead State University

Basketball Team Sportsmanship Award Winners

2005-06	Samford University (men and women)
2006-07	Eastern Kentucky (men), Morehead State (women)



Dr. Jon A. Steinbrecher, OVC Commissioner, presents Austin Peay soccer student-athlete Adonia Bivins the 2007 Steve Hamilton Sportsmanship Award.

OVC HALL OF FAME

The Ohio Valley Conference organized a Hall of Fame in 1977. Membership is limited to coaches, administrators, faculty and staff members who have been associated with the OVC for at least five (5) years and have had extensive outstanding service to the Conference. Unless a tie in the selection procedure occurs, there shall be no more than three (3) inductees annually. Voting for the award is done in the spring and the induction takes place at the OVC Honors Luncheon, which is held annually at the end of May. Following the 2007 ceremony, the Hall of Fame now has 62 members.

- | | | | |
|---------------------------------|------------------------------------|------------------------------------|--------------------------------|
| Dr. Joe Morgan, APSU (1977) | Mr. Raymond H. Brown, TTU (1980) | Mr. Steve Hamilton, MOR (1991) | Mr. Jim Ward, EKU (2002) |
| Mr. Charles Hughes, EKU (1977) | Dr. Dero G. Downing, WKU (1980) | Mr. James E. Delany, OVC (1992) | Mr. Roy Kidd, EKU (2003) |
| Dr. Robert Martin, EKU (1977) | Mr. P.V. Overall, TTU (1981) | Mr. E.K. Patty, MTSU (1993) | Dr. Bobby Barton, EKU (2004) |
| Dr. Adron Doran, MOR (1977) | Mr. Arthur L. Guepe, OVC (1982) | Ms. Marynell Meadors, TTU (1993) | Mr. Wayne Martin, MOR (2004) |
| Mr. Roy Stewart, MUR (1977) | Mr. Charles M. Murphy, MTSU (1982) | Mr. Edward S. Temple, TSU (1995) | Mr. Bill Cornell, MUR (2005) |
| Dr. W.E. Derryberry, TTU (1977) | Mr. Malcolm P. Quillen, TTU (1984) | Mr. John Ogles, APSU (1996) | Dr. David Larimore, TTU (2005) |
| Mr. Hooper Eblen, TTU (1997) | Mr. Ellis T. Johnson, MOR (1985) | Dr. Guy Penny, MOR (1996) | Mr. Karl Park, EKU (2005) |
| Dr. Kelly Thompson, WKU (1977) | Mr. John "Sonny" Allen, MOR (1987) | Dr. Arliss Roaden, TTU (1996) | Dr. Geri Polvino, EKU (2005) |
| Mr. Ed Diddle, Sr., WKU (1977) | Mr. Wilburn Tucker, TTU (1987) | Mr. John Stanford, MTSU (1997) | Mr. Dan Beebe, OVC (2006) |
| Mr. L.T. Smith, WKU (1977) | Dr. Johnny Reagan, MUR (1988) | Dr. Kala Stroup, MUR / SEMO (1997) | Mr. Paul McBrayer, EKU (2006) |
| Dr. Dave Aaron, APSU (1978) | Dr. George Fisher, APSU (1988) | Dr. Margaret N. Perry, UTM (1998) | Mr. Don Wade, TTU (2006) |
| Mr. Bob Laughlin, MOR (1978) | Mr. John Oldham, WKU / TTU (1989) | Dr. Leon Bibb, APSU (1999) | Dr. Thurston Banks, TTU (2007) |
| Mr. Ted Hornback, WKU (1978) | Mr. Jimmy Earle, MTSU (1989) | Mr. Cal Luther, MUR / UTM (2000) | Mr. Steve Newton, MUR (2007) |
| Dr. Quill E. Cope, MTSU (1978) | Dr. Sam Ingram, MTSU (1990) | Mr. R.L. "Buddy" Patey, OVC (2000) | Mr. Bill Worrell, TTU (2007) |
| Mr. J.D. Rayburn, MUR (1979) | Mr. Bennie Purcell, MUR (1990) | Dr. Nolan Fowler, MOR / TTU (2001) | |
| Mr. Nick Denes, WKU (1979) | Mr. Donald G. Combs, EKU (1991) | Dr. Angelo Volpe, TTU (2001) | |

NCAA DIVISION I CONFERENCE ALIGNMENTS

AMERICA EAST (9)

Albany (N.Y.)
Binghamton
Boston
Hartford
Maine
UMBC
New Hampshire
Stony Brook
Vermont

ATLANTIC COAST (12)

Boston College
Clemson
Duke
Florida State
Georgia Tech
Maryland
Miami (Fla.)
North Carolina
North Carolina State
Virginia
Virginia Tech
Wake Forest

ATLANTIC SUN (10/#12)

Belmont
Campbell
East Tennessee State
*#Florida Gulf Coast
Gardner-Webb
Jacksonville
#Kennesaw State
Lipscomb
Mercer
#North Florida
*#USC Upstate
Stetson

ATLANTIC 10 (14)

Charlotte
Dayton
Duquesne
Fordham
George Washington
La Salle
Massachusetts
Rhode Island
Richmond
St. Bonaventure
St. Joseph's
St. Louis
Temple
Xavier

BIG EAST (16)

Cincinnati
Connecticut
DePaul
Georgetown
Louisville
Marquette
Notre Dame
Pittsburgh
Providence
Rutgers
St. John's
Seton Hall
South Florida
Syracuse
Villanova
West Virginia

BIG SKY (9)

Eastern Washington
Idaho State
Montana
Montana State
Northern Arizona
Northern Colorado
Portland State
Sacramento State
Weber State

BIG SOUTH (8)

Charleston Southern
Coastal Carolina
High Point
Liberty
UNC Asheville
Radford
VMI
Winthrop

BIG TEN (11)

Illinois
Indiana
Iowa
Michigan
Michigan State
Minnesota
Northwestern
Ohio State
Penn State
Purdue
Wisconsin

BIG 12 (12)

Baylor
Colorado
Iowa State
Kansas
Kansas State
Missouri
Nebraska
Oklahoma
Oklahoma State
Texas
Texas A&M
Texas Tech

BIG WEST (9)

*UC Davis
UC Irvine
UC Riverside
UC Santa Barbara
Cal Poly
Cal State Fullerton
Cal State Northridge
Long Beach State
Pacific

COLONIAL (12)

Delaware
Drexel
George Mason
Georgia State
Hofstra
James Madison
UNC Wilmington
Northeastern
Old Dominion
Towson
VCU
William & Mary

CONFERENCE USA (12)

UAB
UCF
East Carolina
Houston
Marshall
Memphis
Rice
SMU
Southern Mississippi
UTEP
Tulane
Tulsa

HORIZON (10)

Butler
Cleveland State
Detroit
UIC
Loyola
*Valparaiso
UW-Green Bay
UW-Milwaukee
Wright State
Youngstown State

IVY (8)

Brown
Columbia
Cornell
Dartmouth
Harvard
Pennsylvania
Princeton
Yale

METRO ATLANTIC (10)

Canisius
Fairfield
Iona
Loyola (Md.)
Manhattan
Marist
Niagara
Rider
St. Peter's
Siena

MID-AMERICAN (12)

Akron
Ball State
Bowling Green
Buffalo
Central Michigan
Eastern Michigan
Kent State
Miami (Ohio)
Northern Illinois
Ohio
Toledo
Western Michigan

MID-EASTERN (11)

Bethune-Cookman
Coppin State
Delaware State
Florida A&M
Hampton
Howard
Maryland-Eastern Shore
Morgan State
Norfolk State
N.C. A&T
South Carolina State

MISSOURI VALLEY (10)

Bradley
Creighton
Drake
Evansville
Illinois State
Indiana State
Missouri State
UNI
Southern Illinois
Wichita State

MOUNTAIN WEST (9)

Air Force
Brigham Young
Colorado State
New Mexico
San Diego State
TCU
UNLV
Utah
Wyoming

NORTHEAST (11)

Central Connecticut State
Fairleigh Dickinson
Long Island
Monmouth
Mount St. Mary's
Quinnipiac
Robert Morris
Sacred Heart
St. Francis (N.Y.)
St. Francis (Pa.)
Wagner

OHIO VALLEY (11)

Austin Peay
Eastern Illinois
Eastern Kentucky
Jacksonville State
Morehead State
Murray State
Samford
Southeast Missouri
Tennessee-Martin
Tennessee State
Tennessee Tech

PACIFIC-10 (10)

Arizona
Arizona State
California
Oregon
Oregon State
Southern California
Stanford
UCLA
Washington
Washington State

PATRIOT (8)

American
Army
Bucknell
Colgate
Holy Cross
Lafayette
Lehigh
Navy

SOUTHEASTERN (12)

Alabama
Arkansas
Auburn
Florida
Georgia
Kentucky
LSU
Mississippi
Mississippi State
South Carolina
Tennessee
Vanderbilt

SOUTHERN (11)

Appalachian State
College of Charleston
Chattanooga
The Citadel
Davidson
Elon
Furman
Georgia Southern
UNC Greensboro
Western Carolina
Wofford

SOUTHLAND (12)

#Central Arkansas
Lamar
McNeese State
Nicholls State
Northwestern State
Sam Houston State
Southeastern Louisiana
Stephen F. Austin
Texas A&M-Corpus Christi
Texas-Arlington
UTSA
Texas State

SOUTHWESTERN (10)

Alabama A&M
Alabama State
Alcorn State
Arkansas-Pine Bluff
Grambling State
Jackson State
Mississippi Valley
Prairie View
Southern
Texas Southern

SUMMIT LEAGUE (10)

Centenary
*IPFW
IUPUI
*#North Dakota State
UMKC
Oakland
Oral Roberts
*#South Dakota State
Southern Utah
Western Illinois

SUN BELT (13)

Arkansas-Little Rock
Arkansas State
Denver
Florida Atlantic
Florida International
Louisiana-Lafayette
ULM
Middle Tennessee
New Orleans
North Texas
South Alabama
Troy
Western Kentucky

WEST COAST (8)

Gonzaga
Loyola Marymount
Pepperdine
Portland
Saint Mary's
San Diego
San Francisco
Santa Clara

WESTERN ATHLETIC (9)

Boise State
Fresno State
Hawaii
Idaho
Louisiana Tech
Nevada
New Mexico State
San Jose State
Utah State

INDEPENDENTS (10)

#Cal State Bakersfield
Chicago State
Longwood
#NJIT
#North Carolina Central
#Presbyterian
Savannah State
Texas-Pan American
#Utah Valley State
#Winston-Salem State

* - New Conference Member
- Re-classifying Team, Not Eligible for Postseason

RECLASSIFYING (13)

Cal State Bakersfield ('10-11)
Central Arkansas ('10-11)
Florida Gulf Coast ('11-12)
Kennesaw State ('09-10)
NJIT ('09-10)
North Carolina Central ('11-12)
Will join the MEAC
North Dakota State ('08-09)
North Florida ('09-10)
Presbyterian ('11-12)
Will join the Big South
USC Upstate ('11-12)
South Dakota State ('08-09)
Utah Valley State ('09-10)
Winston-Salem State ('10-11)
Will join the MEAC

EXPLORATORY YEAR (7)

Bryant
Houston Baptist
New Haven
North Dakota
Seattle
South Dakota
SIU-Edwardsville

OVC BASKETBALL VENUES



AUSTIN PEAY

Dunn Center/Dave Aaron Arena/Dave Loos Court (7,875)

Opened: 1975

Press Row Phone: (931) 221-7155



JACKSONVILLE STATE

Pete Mathews Coliseum (5,500)

Opened: 1974

Press Row Phone: (256) 782-5583



EASTERN ILLINOIS

Lantz Arena (5,300)

Opened: 1966

Press Row Phone: (217) 581-5135



MOREHEAD STATE

Ellis T. Johnson Arena (6,500)

Opened: 1981

Press Row Phone: (606) 783-2126



EASTERN KENTUCKY

Alumni Coliseum/Paul S. McBrayer Arena (6,500)

Opened: 1963

Press Row Phone: (859) 622-2226



MURRAY STATE


Regional Special Events Center (8,500)

Opened: 1998

Press Row Phone: (270) 809-5551



SAMFORD
Pete Hanna Center (5,000)
 Opened: 2007
 Press Row Phone: (205) 726-2377



TENNESSEE TECH
Eblen Center (10,152)
 Opened: 1977
 Press Row Phone: (931) 372-6077



SOUTHEAST MISSOURI
Show Me Center (7,000)
 Opened: 1987
 Press Row Phone: (573) 651-5014



UT MARTIN
Tom and Kathleen Elam Center/Skyhawk Arena (5,000)
 Opened: 1975 (first game 1978)
 Press Row Phone: (731) 881-7694



TENNESSEE STATE
Gentry Center (10,000)
 Opened: 1981
 Press Row Phone: (615) 963-7616



Wilson® is Proud to be
The Official Basketball of
the Ohio Valley Conference.

Wilson®

Eastern Kentucky players (left to right) Michael Brock, Darnell Dialls and Julian Mascoll celebrate the 2007 OVC Tournament Championship last March. The Colonels topped No. 1 seed Austin Peay 63-62 in the championship game.

MEN'S BASKETBALL SECTION



PRESEASON ALL-OVC HONORS

Predicted Order of Finish

1. Austin Peay (19 first-place votes)	199
2. Eastern Kentucky (1)	166
3. Tennessee Tech (2)	160
4. Murray State	149
5. Southeast Missouri	131
6. Tennessee State	101
7. Samford	85
8. Eastern Illinois	75
9. Jacksonville State	61
10. Morehead State	50
11. UT Martin	33

In a vote of Ohio Valley Conference head men's basketball coaches and sports information directors, **Austin Peay** was picked as the 2007-08 preseason favorite in the 11-team league. The Governors compiled a 16-4 record and claimed its seventh OVC regular season championship a season ago. Austin Peay junior forward **Drake Reed**, last year's OVC Player of the Year, was also tabbed to repeat his award from a year ago in being named the 2007-08 OVC Preseason Player of the Year.

Austin Peay garnered 19 of the 22 possible first-place votes with **Tennessee Tech** (2) and **Eastern Kentucky** (1) claiming the other first-place nods. Eastern Kentucky finished second in the polling, followed by Tennessee Tech in third and **Murray State** in fourth. That trio of teams tied for second in the Conference last season with identical 13-7 records. **Southeast Missouri** was picked fifth, followed by **Tennessee State** in sixth and **Samford** in seventh. All three of those squads finished in the top eight of the standings last year and made the OVC Tournament. **Eastern Illinois** was tabbed eighth, followed by **Jacksonville State**, **Morehead State** and **UT Martin**.

Preseason All-OVC Team

G	Bruce Carter, Murray State	6'4	200	Sr.
G	Anthony Fisher, Tennessee Tech	6'2	180	Sr.
F	Brandon Foust, Southeast Missouri	6'6	215	Sr.
G	Adam Leonard, Eastern Kentucky	6'0	185	So.
G/F	Fernandez Lockett, Austin Peay	6'5	210	Sr.
G	Romain Martin, Eastern Illinois	6'3	180	So.
F	Amadi McKenzie, Tennessee Tech	6'7	225	Sr.
C	Travis Peterson, Samford	6'10	240	Sr.
F	Drake Reed, Austin Peay	6'5	235	Jr.
G	Mike Rose, Eastern Kentucky	6'3	185	Jr.

The 2007-08 All-OVC preseason men's basketball team was headlined by Austin Peay junior forward **Drake Reed**, who was predicted to repeat as the OVC's Player of the Year this season. He is joined by nine other players, including two first-team All-OVC selections from last year, four second-team selection and four individuals who were selected to the All-Newcomer team as well as both players who shared the OVC Freshman of the Year award. The squad includes six seniors, two juniors and two sophomores.

Last season Reed became the first sophomore to win Player of the Year honors since Murray State's Ron "Popeye" Jones did in 1990, in averaging 15.8 points and 6.0 points per game while hitting 51.9 percent from the field, all of which ranked in the top eight in the final Conference standings. The other returning first-team selection from last season is Tennessee Tech senior guard **Anthony Fisher**. Fisher was third in the league in scoring (17.2 points/game) last season, while also dishing out 4.3 assists per contest and knocking down 62 3-pointers. Reed and Fisher were the only individuals to receive votes for Preseason Player of the Year.

Four players who were named second-team All-OVC last season made the preseason team, including Murray State's **Bruce Carter**, Austin Peay's **Fernandez Lockett**, Eastern Kentucky's **Mike Rose** and Tennessee Tech's **Amadi McKenzie**. Lockett (7.9 rebounds/game) and McKenzie (7.8 rebounds/game) ranked No. 1 and 2 in the OVC in rebounding last season, while Rose was sixth in scoring (15.1 points/game) and Carter was 13th (12.1 points/game).

Four of the five individuals named to the OVC All-Newcomer Team last season were also picked to the preseason team this year. That includes Carter, Southeast Missouri senior forward **Brandon Foust** and a pair of sophomore guards in Eastern Illinois' **Romain Martin** and Eastern Kentucky's **Adam Leonard**.

The lone selection that was not on any postseason team last year is Samford senior center **Travis Peterson**.

2007-08 OVC MEN'S NOTES/PREVIEW

The Season is Here: The 60th season of Ohio Valley Conference basketball will get underway with an exhibition contest between Tennessee State and Carson-Newman on Oct. 26 and for real on Nov. 5 when Tennessee-Martin plays in the 2K Sports College Hoops Classic in Memphis. In the previous 59 years, 11 different teams have claimed an OVC regular season championship, including a different school in each of the past three seasons.

Familiar Faces: When players take to the court this season, teams and fans will see a lot of familiar faces on the court. Less than 30 players finished their eligibility at the end of last season, meaning every team has several experienced players back this season. Two teams - Austin Peay and Eastern Illinois - return all five starters as well as double-digit letterwinners (EIU did not lose a single letterwinner from last season). Jacksonville State and Southeast Missouri each return four starters while Eastern Kentucky, Murray State, Samford and Tennessee State will have three starters apiece back.

All 11 Head Coaches Return: There was no turnover in the OVC coaching ranks at the completion of last season as all 11 OVC men's basketball coaches return this season to guide their respective squads. It marks only the sixth time in the last 30 years (dating back to the 1978-79 season) that every Conference head coach has returned from the previous season. The other years in which every coach returned were 1978-79, 1993-94, 1994-95, 2001-02 and 2004-05.

Alexander and Steinbrecher Named to NCAA Men's Basketball Academic Enhancement Group: This past June NCAA President Myles Brand announced the establishment of the Division I Men's Basketball Academic Enhancement Group. The group, which includes Ohio Valley Conference Commissioner Jon A. Steinbrecher and Tennessee State University head men's basketball coach Cy Alexander, is comprised of presidents and chancellors, head coaches, commissioners, directors of athletics and faculty athletics representatives and is charged with developing strategies to enhance academic performance and graduation rates in Division I men's basketball.

Specifically, the charge to the Division I Men's Basketball Academic Enhancement Group is to: (1) Analyze available data, research and literature regarding the academic performance trends of Division I men's basketball student-athletes, (2) Identify characteristics and factors in the sport that may be serving to impair the academic performance of Division I men's basketball student-athletes, (3) Identify changes that would enhance academic performance and graduation rates in Division I men's basketball, (4) Submit to the Division I Board of Directors, no later than the end of 2008, a set of recommendations and proposals that would enhance APR and graduation rates in Division I men's basketball and (5) Maintain ongoing communication with, and seek reactions from, the NCAA governance structure, the NABC membership and conference offices during the course of the project.

OVC Players in the Pros: As of September 2007, there are currently two former Ohio Valley Conference players on an NBA roster - Austin Peay's Trenton Hassell and UT Martin's Jared Newson. Hassell just completed his seventh NBA season in 2006-07 and his fourth with the Minnesota Timberwolves (he played his first two seasons with the Chicago Bulls after the team picked him 30th overall in the 2001 Draft). During his 476-game career Hassell has averaged 6.7 points, 3.0 rebounds and 2.1 assists per game while hitting 44.8 percent of his field goal attempts. Newson, a first-team All-OVC pick in 2006, averaged 18.8 points and 6.6 rebounds per contest his final year with the Skyhawks. After playing in Europe, Newson tested his skills at the NBA Summer League in Las Vegas in 2007 and was signed by the Dallas Mavericks in early September. Two other former OVC players participated in the NBA Summer League with Newson, Walker Russell (Jacksonville State) and Larry Turner (Tennessee State). Numerous former OVC players (46 at the end of last season) are currently playing basketball professional basketball overseas.

Multiple Postseason Berths: Last season the OVC had a team in each the NCAA Tournament and the National Invitational Tournament on both the men's and women's side. For the men, Eastern Kentucky played in the NCAA Tournament, while Austin Peay was the NIT representative. That marked the first time since the 2002 season (when Murray State made the NCAA's and Tennessee Tech the NIT) that the OVC had put two men's squads into the postseason. On the women's side, Southeast Missouri (NCAA) and Murray State (NIT) accomplished the feat, marking the second year in a row two women's squads had earned postseason bids. Only one other time in OVC history (1989) had four total teams played in the postseason; that year Murray State (NCAA) and Middle Tennessee (NIT) were in on the men's side while Tennessee Tech (NCAA) and Murray State (NIT) advanced to postseason on the women's side.

A Look Back at 2006-07: Austin Peay was dominant during the 2006-07 regular season, winning 16 games (the second most in a 20-game OVC schedule) as the Governors earned its seventh OVC regular season crown and the No. 1 seed for the OVC Tournament. But Austin Peay had challengers, as three teams (Eastern Kentucky, Tennessee Tech, Murray State) finished tied for second in the standings and were hungry to claim the League's automatic bid to the NCAA Tournament. Murray State was upset at home by Samford in the first round of the tournament while Austin Peay, ECU and Tech all won their first round games to advance to the semifinals and finals in Nashville. Austin Peay dispatched Samford and Eastern Kentucky outlasted Tennessee Tech in the other semifinal. The championship could be called an "instant classic" as the two teams took each others best shots. ECU led the entire first half (and by as many as 10 points) before Austin Peay claimed its first lead early in the second half before once again falling behind by double digits (this time 11 points) midway through the half. A furious comeback was capped by two Wes Channels free throws with 22 seconds left as the Gobs led 62-61. The game, however, would be decided by Josh Taylor who scored on a driving lay-up with 2.9 seconds left to give ECU its fifth OVC Tournament Championship. Eastern would go on to earn a No. 16 seed and play North Carolina in the first round of the NCAA Tournament. As the League's regular season champion, Austin Peay received a bid to the National Invitational Tournament (NIT) and traveled to Colorado to battle Air Force. It marked the first time since the 2004 season that two OVC teams were competing in the postseason during the same year. Austin Peay sophomore forward Drake Reed was named Player of the Year (becoming the first sophomore to win the award in 17 years) while Governors coach Dave Loos won his record fifth OVC Coach of the Year crown. Eastern Illinois' Romain Martin and Eastern Kentucky's Adam Leonard shared the OVC Freshman of the Year award.

OVCsports.TV: For the second consecutive year, fans can watch EVERY Conference matchup and all non-conference home contests this season at OVCsports.TV. The venture with XOS Technologies allows fans to access live and on-demand streaming video and audio of all conference matchups on their home computer. The premium Web site was launched in July 2006 and streamed hundreds of events in its first season, including all Conference matchups in football and men's and women's basketball as well as select baseball, soccer, softball and volleyball games and OVC Championship events. Last season the OVC was one of just two Conferences nationally streaming every football and men's and women's basketball game on the Internet. Packages are available on a yearly, seasonal, monthly or per-event basis.



Last season Austin Peay forward Drake Reed became the first sophomore to win OVC Player of the Year honors since Ron "Popeye" Jones won the award for Murray State in 1989-90.

RETURNING STATISTICAL LEADERS

Following are a look at the top statistical returners this season based on their production during the 2006-07 season. (Current year of eligibility indicated in parenthesis)

Scoring	Games	Pts.	Avg.
Anthony Fisher, TTU (Sr.)	32	549	17.2
Drake Reed, APSU (Jr.)	33	522	15.8
Mike Rose, ECU (Jr.)	33	499	15.1
Romain Martin, EIU (So.)	29	430	14.8
Amadi McKenzie, TTU (Sr.)	32	446	13.9

Rebounding	Games	Rebs.	Avg.
Fernandez Lockett, APSU (Sr.)	33	261	7.9
Amadi McKenzie, TTU (Sr.)	32	248	7.8
Ousmane Cisse, EIU (So.)	30	189	6.3
Gerald Robinson, UTM (Sr.)	31	189	6.1
Drake Reed, APSU (Jr.)	33	199	6.0

Assists	Games	Asst.	Avg.
DeAndre Bray, JSU (Jr.)	30	156	5.2
Anthony Fisher, TTU (Sr.)	32	136	4.3
Nik Stojakovic, MOR (Sr.)	30	125	4.2
Reiley Ervin, TSU (Sr.)	32	131	4.1
Will Ginn, JSU (Sr.)	30	122	4.1

Steals	Games	Steals	Avg.
Mike Robinson, EIU (Jr.)	30	65	2.2
Derek Wright, APSU (Sr.)	33	69	2.1
Adam Leonard, ECU (So.)	33	55	1.7
Mike Rose, ECU (Jr.)	33	52	1.6
DeAndre Bray, JSU (Jr.)	30	47	1.6

Field Goal Percentage	Games	FG-A	Pct.
Amadi McKenzie, TTU (Sr.)	32	163-268	.608
Darnell Dials, ECU (Sr.)	29	101-179	.564
Jake Byrne, EIU (Sr.)	30	92-170	.541
Drake Reed, APSU (Jr.)	33	207-399	.519
Fernandez Lockett, APSU (Sr.)	33	145-292	.497

3-Point FG Percentage	Games	FG-A	Pct.
Andrae Belton, TSU (Sr.)	24	34-85	.400
Mike Rose, ECU (Jr.)	33	88-221	.398
Adam Leonard, ECU (So.)	33	104-263	.395
Derek Wright, APSU (Sr.)	33	38-100	.380
Romain Martin, EIU (So.)	29	68-179	.380

ALL-TIME COACHING VICTORIES

Last season Austin Peay head coach Dave Loos became the winningest coach in Governors history. Entering this season, Loos' 271 victories ranks third in OVC history. Below is a list of where the 11 current head coaches rank in OVC history. The overall record listed includes only seasons the coaches were a member of the Ohio Valley Conference. In total, 86 coaches have led programs while a member of the OVC from 1948 to the present.

Coach	Years	Record
1. Cal Luther (MUR/UTM)	1958-74, '92-99	319-283 (.530)
2. E.A. Diddle (WKU)	1948-64	296-143 (.674)
3. Dave Loos (APSU)	1990-present	271-236 (.535)
4. Lake Kelly (APSU)	1971-77, '85-90	189-122 (.608)
5. Madison Brooks (ETSU)	1957-73	186-199 (.483)
6. Paul McBrayer (EKU)	1948-62	181-133 (.576)
7. Bob Laughlin (MOR)	1953-65	166-120 (.580)
8. Jimmy Earle (MTSU)	1969-79	164-103 (.614)
9. John Oldham (WKU)	1964-71	146-41 (.781)
10. Bruce Stewart (MTSU)	1984-91	141-76 (.650)
26. Scott Edgar (MUR/SEMO)	'91-95, '06-present	90-60 (.600)
27. Mike Sutton (TTU)	2002-present	89-63 (.586)
28. Bret Campbell (UMT)	1999-present	86-141 (.379)
45. Jimmy Tillette (SAM)	2003-present	63-56 (.529)
57. Mike LaPlante (JSU)	2003-present	46-70 (.397)
Cy Alexander (TSU)	2003-present	46-73 (.387)
67. Jeff Neubauer (EKU)	2005-present	35-28 (.556)
79. Billy Kennedy (MUR)	2006-present	16-11 (.533)
Mike Miller (EIU)	2005-present	16-41 (.281)
82. Donnie Tyndall (MOR)	2006-present	12-18 (.400)

OVC History/Event Breakdown

All-Time Record Breakdown

All-Time OVC Record:	9-16
All-Time Home Record:	5-6
All-Time Road Record:	4-10
All-Time TV Games:	0-2

School-by-School Record

Austin Peay	1-3
Eastern Illinois	0-2
Eastern Kentucky	0-2
Jacksonville State	1-1
Morehead State	0-2
Murray State	3-0
Samford	0-2
Southeast Missouri	0-2
Tennessee State	1-1
Tennessee Tech	1-1
UT Martin	2-0

Most Appearances

Austin Peay (4)

Best Record

Murray State (3-0)

Undefeated Teams

Murray State (3-0), UT Martin (2-0)

Game-by-Game Breakdown

2003

No participants

2004

Austin Peay at Wichita State L, 62-47

2005

Austin Peay at East Tennessee State L, 85-81

Murray State at Rice W, 69-63

2006

Arkansas State at **Austin Peay** W, 92-71

Eastern Michigan at **Eastern Illinois** L, 65-50

UNC Asheville at **Eastern Kentucky** L, 83-77

New Orleans at **Jacksonville State** W, 79-74

Morehead State at Central Michigan L, 87-76

Illinois-Chicago at **Murray State** W, 72-68

Samford at Ohio (TV - ESPN 360) L, 64-52

Southeast Missouri at UC Riverside L, 69-61

Tennessee State at Ball State W, 70-69

Tennessee Tech at Bradley L, 77-62

UT Martin at Evansville W, 69-62

2007

Austin Peay at Akron (TV - ESPN) L, 74-57

Eastern Illinois at Loyola University (Chicago) L, 66-43

Eastern Kentucky at Youngstown State L, 66-61

Jacksonville State at Chattanooga L, 75-64

Bowling Green at **Morehead State** L, 90-72

Murray State at Rider W, 58-51

Evansville at **Samford** L, 69-65

Louisiana Tech at **Southeast Missouri** L, 72-56

Loyola College (Md.) at **Tennessee State** L, 62-60

Northwestern State at **Tennessee Tech** W, 85-84 (OT)

Saint Peter's at **UT Martin** W, 59-58

2008

Home Teams

Austin Peay, Eastern Illinois, Eastern Kentucky, Jacksonville State, Murray State

Away Teams

Morehead State, Samford, Southeast Missouri, Tennessee State, Tennessee Tech, UT Martin

2008 Matchups Will Be Announced on Feb. 4, 2008

O'REILLY ESPNU BRACKETBUSTERS

O'Reilly ESPNU BracketBusters Format: In its sixth year, O'Reilly ESPNU BracketBusters is an ESPN television property that was tremendously successful with its first five events in February of 2003, 2004, 2005, 2006 and 2007. The event has allowed Division I conferences to participate in a cutting-edge format that involves "wild-card" pairings for the pool of participating teams, with half of the O'Reilly ESPNU BracketBusters teams pre-designated as "home" and the remaining half as "road" teams.

OVC Schools in the Event: For the second straight year, all 11 Ohio Valley Conference schools will participate in the O'Reilly ESPNU BracketBusters series. Five schools will host games this season while the other six will go on the road. Austin Peay has competed in the most BracketBusters games, competing in each of the past four years. Murray State (3-0) and Tennessee-Martin (2-0) are the only OVC schools with unblemished records in BracketBusters play.

What Makes O'Reilly ESPNU BracketBusters Different from Other Events: What sets O'Reilly ESPNU BracketBusters apart from other made-for-television events is that the pairing of teams is not pre-determined. The actual pairings take place three weeks in advance of the event, and those match-ups are determined on the basis of regular-season play. Another important component for O'Reilly ESPNU BracketBusters participants is future scheduling. Each team that participates in O'Reilly ESPNU BracketBusters any given year agrees to enter into a home-and-home series with its to-be-named opponent. The return game of each series is made in November or December in the season following the O'Reilly ESPNU BracketBusters game; this return game allows for the completion of the two-game series contract and is not part of the O'Reilly ESPNU BracketBusters event in that second year.

What's New for O'Reilly ESPNU BracketBusters: The 2008 O'Reilly ESPNU BracketBusters will take place over two days for the third straight year — Friday-Saturday, February 22-23 — with a total pool of 100 teams representing 16 conferences in a 50-game event. In an effort to provide a greater opportunity for NCAA Tournament-caliber teams, the event had expanded its pool of teams (18 in 2003, 46 in 2004, 64 in 2005, 100 in 2006 and 102 in 2007) each year to produce a better cross section of squads for the hoops bonanza. A minimum of 14 games will be televised, including six games on ESPN2, five games on ESPNU — ESPN's collegiate network that was launched on March 4, 2005 — and two games on ESPN360 — ESPN's broadband network. In 2008, one game will air live on ESPN Classic for the first time. The remaining 36 contests will not be televised by the ESPN family of networks.

BracketBusters Pool versus Field: The O'Reilly ESPNU BracketBusters pool is defined as the original 100 participating teams prior to the pairing of teams for the television package. The O'Reilly ESPNU BracketBusters field is defined as the 28 teams chosen for the 14 games televised on the ESPN family of networks (ESPN2, ESPNU, ESPN360 and ESPN Classic).

2008 O'Reilly ESPNU BracketBusters Pool: The pool of teams in the 2008 O'Reilly ESPNU BracketBusters represents eight Sweet Sixteen squads, including one team - George Mason (2006) - that advanced to the national semifinals in the last five NCAA Tournaments. In all, the O'Reilly ESPNU BracketBusters pool boasts a total of 74 team appearances in the last five NCAA Tournaments, including seven Sweet Sixteen squads (Butler in 2003, Nevada in 2004, Milwaukee in 2005, Bradley and Wichita State in 2006, Southern Illinois and Butler in 2007) and a Final Four participant (George Mason in 2006).

2008 O'Reilly ESPNU BracketBusters Evaluation and Pairings Process: The evaluation and pairings of teams for the ESPN television package will be made by the staff of ESPN, in consultation with the commissioners of participating conferences. Consideration will be given to avoiding match-ups of conference teams and match-ups of any teams that have already met during the current season. ESPN, in consultation with the conference commissioners, will make pairings decisions on Sunday, February 3, and those selections will be announced on Monday afternoon, February 4. The selection of ESPN networks and start times will not be announced until Monday, February 11. Pairing decisions for the remaining games that will not be televised will be announced by Wednesday, February 6, 2008, at 11 a.m. Eastern.

2007 BracketBusters Highlights: A total of 51 games were played on February 16-17, 2007, with 14 of those contests televised on the ESPN family of networks. On Friday, February 16, Winthrop won at Missouri State (77-66) on ESPN2, while Boise State edged Albany (83-82) on ESPNU to close the first day of action. On Saturday, February 17, on ESPNU, Appalachian State won at Wichita State (60-58), Hofstra edged Holy Cross (65-64), Akron defeated Austin Peay (74-57) and Utah State topped Oral Roberts (71-65), while Kent State won at George Mason (68-62), Old Dominion was victorious at Toledo (73-70) and Wright State outlasted Cal State Fullerton (77-62) on ESPN 360. On February 17, on ESPN2, Southern Illinois won at 12th-ranked Butler (68-64), 10th-ranked Nevada bested UNI (79-64), Bradley was victorious at VCU (73-64), Drexel won at Creighton (64-58) and New Mexico State defeated Ohio (77-72).

ELEVEN OHIO VALLEY CONFERENCE SCHOOLS WILL PARTICIPATE IN THE SIXTH ANNUAL



A total of a 100 teams - representing 16 collegiate athletic conferences - will compete in the two-day event (February 22-23, 2008), with the entire O'Reilly ESPNU BracketBusters slate of matchups to be announced on February 4. From the Ohio Valley Conference, Austin Peay, Eastern Illinois, Eastern Kentucky, Murray State and Jacksonville State will serve as host schools, while Morehead State, Samford, Southeast Missouri State, Tennessee-Martin, Tennessee State and Tennessee Tech will play on the road.

Of the 50 games, a total of 14 will be televised nationally on either ESPN2, ESPNU, ESPN360.com or ESPN Classic. Six games will air on ESPN2, five on ESPNU (ESPN's 24-hour college sports network) and two on ESPN360.com - ESPN's customized broadband service. For the first time this year one game will be featured on ESPN Classic.

This marks the fifth consecutive year that at least one OVC member institution has participated in the event and the second consecutive year that all 11 schools have participated. Over the past four years, the Conference has posted a record of 9-16 in O'Reilly ESPNU BracketBusters series action, led by Murray State's perfect 3-0 mark (wins over Rice, Illinois-Chicago and Rider) and Tennessee-Martin's unblemished 2-0 record (wins over Evansville and Saint Peter's). Austin Peay will be included in the event for the fifth straight year, while the other OVC institutions will be making their third appearance.

HOME TEAMS: Austin Peay, Eastern Illinois, Eastern Kentucky, Jacksonville State, Murray State, Akron, Appalachian State, Bradley, Boise State, Buffalo, Butler, Cal State Fullerton, Cal State Northridge, Canisius, Cleveland State, Detroit, Drexel, East Tennessee State, Eastern Michigan, Elon, Fresno State, Holy Cross, Illinois State, Iona, James Madison, Louisiana Tech, Loyola (Maryland), Manhattan, Missouri State, New Mexico State, Northern Arizona, Northern Illinois, Northern Iowa, Ohio, Old Dominion, Oral Roberts, Pacific, Saint Mary's, Saint Peter's, Southern Illinois, Toledo, Towson, UC Irvine, UC Riverside, UNC-Wilmington, Utah State, UW-Green Bay, Valparaiso, William & Mary and Winthrop.

AWAY TEAMS: Morehead State, Samford, Southeast Missouri, Tennessee-Martin, Tennessee State, Tennessee Tech, Albany, Ball State, Binghamton, Boston University, Bowling Green, Bucknell, Cal Poly, Central Michigan, Creighton, Davidson, Delaware, Drake, Evansville, Fairfield, George Mason, Georgia Southern, Georgia State, Hawai'i, High Point, Hofstra, Idaho, Illinois at Chicago, Indiana State, Kent State, Long Beach State, Loyola (Chicago), Marist, Miami (Ohio), Nevada, Niagara, Northeastern, Portland State, Rider, San Jose State, Siena, UC Davis, UC Santa Barbara, UW-Milwaukee, Vermont, Virginia Commonwealth, Western Michigan, Wichita State, Wright State and Youngstown State.



2007-08 MEN'S COMPOSITE SCHEDULE

Friday, Oct. 26

Carson Newman at Tennessee State, 7:30 p.m. (exh.)

Thursday, Nov. 1

Bethel at UT Martin, 7:00 p.m. (exhibition)
 Oglethorpe at Samford, 7:00 p.m. (exhibition)
 Rhodes at Austin Peay, 7:00 p.m. (exhibition)
 Monmouth College at Eastern Illinois, 7:15 p.m. (exh.)
 Lincoln Univ. at Southeast Missouri, 7:30 p.m. (exh.)
 Mountain State at Morehead State, 7:30 p.m. (exh.)
 West Georgia at Jacksonville State, 7:30 p.m. (exh.)

Saturday, Nov. 3

Bethel at Murray State, 7:30 p.m. (exhibition)
 Missouri-Rolla at Southeast Missouri, 7:30 p.m. (exh.)

Sunday, Nov. 4

Pikeville College at Tennessee Tech, 7:00 p.m. (exh.)

Monday, Nov. 5

Berea at Morehead State, 7:00 p.m. (exhibition)
 Illinois College at Eastern Illinois, 7:00 p.m. (exh.)
 Lambuth at Austin Peay, 7:00 p.m. (exhibition)
 Lindsey Wilson at Samford, 7:30 p.m. (exhibition)
 *UT Martin at 2K Sports College Hoops Classic, TBA

Tuesday, Nov. 6

Fisk at Tennessee State, 7:30 p.m. (exhibition)
 *UT Martin at 2K Sports College Hoops Classic, TBA

Friday, Nov. 9

Cumberland University at Tennessee State, 7:30 p.m.
 Jacksonville State at Georgia, 8:00 p.m.
 Morehead State at Houston, 8:00 p.m.
 *Tennessee Tech at Rutgers, TBA

Saturday, Nov. 10

*Southeast Missouri at Xavier, 5:00 p.m.
 West Virginia Wesleyan at Eastern Kentucky, 6:00 p.m.
 Harris Stowe State at Eastern Illinois, 7:00 p.m.
 Rider at Murray State, 7:00 p.m.
 *Austin Peay at Vanderbilt, TBA

Sunday, Nov. 11

Samford at Evansville, 2:30 p.m.
 Georgia Tech at Tennessee State, 6:00 p.m.
 *Tennessee Tech at Florida, TBA

Monday, Nov. 12

Tennessee Temple at Jacksonville State, 7:00 p.m.

Tuesday, Nov. 13

Thomas More College at Eastern Kentucky, 6:00 p.m.
 Western Illinois at Morehead State, 6:00 p.m.
 Central Baptist College at UT Martin, 7:00 p.m.
 Loyola University (Chicago) at Eastern Illinois, 7:00 p.m.
 Union College at Tennessee Tech, 7:00 p.m.

Wednesday, Nov. 14

*Southeast Missouri at Illinois State, 7:05 p.m.

Thursday, Nov. 15

*Tennessee State at Alaska-Fairbanks, 9:00 p.m.
 Belmont at Samford, 7:00 p.m.

Friday, Nov. 16

Culver Stockton at Southeast Missouri, 7:30 p.m.
 *Jacksonville State at Kennesaw State, 6:30 p.m.

Saturday, Nov. 17

Morehead State at Bowling Green, 1:00 p.m.
 Eastern Kentucky at East Tennessee State, 3:00 p.m.
 *Tennessee State vs. Colorado St./Oregon St., 3/8:30 p.m.
 Belmont at Austin Peay, 7:00 p.m.
 Murray State at Western Kentucky, TBA
 UT Martin at Mississippi State, TBA
 *Jacksonville State vs. Colgate/Texas State, TBA

Sunday, Nov. 18

*Tennessee State at Top of the World Classic, TBA

Monday, Nov. 19

Covenant College at UT Martin, 7:00 p.m.
 *North Dakota State at Tennessee Tech, 7:00 p.m.

Tuesday, Nov. 20

Berry College at Jacksonville State, 7:00 p.m.
 Eastern Illinois at Western Illinois, 7:00 p.m.
 Towson at Samford, 7:00 p.m.
 Evansville at Southeast Missouri, 7:30 p.m.
 *Austin Peay at Utah State, 8:05 p.m.

Wednesday, Nov. 21

Eastern Kentucky at UAB, 7:00 p.m.
 Morehead State at Oklahoma, 7:00 p.m.
 *Tennessee Tech at North Carolina Central, TBA

Friday, Nov. 23

*Austin Peay vs. Florida Gulf Coast, 1:00 p.m.
 *Southeast Missouri vs. Coppin State, 5:00 p.m.
 Avila at Murray State, 7:00 p.m.

Saturday, Nov. 24

Brewton Parker at Samford, 2:00 p.m.
 *Tennessee Tech at Northwestern State, 2:00 p.m.
 Jacksonville State at Central Arkansas, 3:00 p.m.
 Eastern Illinois at Arkansas State, 7:00 p.m.
 *Austin Peay at South Padre Island Tournament, TBA
 *Southeast Missouri vs. UNC-Wilmington/Longwood, TBA

Sunday, Nov. 25

Eastern Kentucky at Duke, 12:00 p.m. (TV: FSN South)

Monday, Nov. 26

Alice Lloyd at Morehead State, 6:00 p.m.
 Arkansas State at Murray State, 7:00 p.m.
 Samford at Lipscomb, 7:00 p.m.

Tuesday, Nov. 27

Austin Peay at Memphis, 7:00 p.m.
 Eastern Illinois at UW-Green Bay, 7:05 p.m.

Wednesday, Nov. 28

James Madison at Eastern Kentucky, 6:00 p.m.
 Southeast Missouri at Louisiana Tech, 7:00 p.m.

Thursday, Nov. 29

UT Martin at Arkansas State, 7:00 p.m.

Friday, Nov. 30

*Eastern Illinois vs. Rice, 5:45 p.m.

Saturday, Dec. 1

UT Martin at Saint Peter's, 1:00 p.m.
 Central Arkansas at Jacksonville State, 4:00 p.m.
 Youngstown State at Eastern Kentucky, 5:00 p.m.
 *Austin Peay at Tennessee Tech, 7:00 p.m.
 Southeast Missouri at Bradley, 7:05 p.m.
 *Eastern Illinois vs. Iowa/La.-Monroe, 5:45/8:05 p.m.
 Morehead State at Marshall, TBA
 Murray State at Mississippi State, TBA

Sunday, Dec. 2

Samford at Florida State, 1:00 p.m.

Monday, Dec. 3

Tennessee State at Indiana, 7:00 p.m.

Wednesday, Dec. 5

*Eastern Kentucky at Murray State, 7:00 p.m.

Thursday, Dec. 6

*Jacksonville State at Samford, 6:00 p.m. (TV: ESPNU)
 *Tennessee Tech at Eastern Illinois, 7:15 p.m.
 *Morehead State at Austin Peay, 7:30 p.m.
 *Tennessee State at Southeast Missouri, 7:30 p.m.

Saturday, Dec. 8

*Jacksonville State at UT Martin, 6:00 p.m.
 Western Kentucky at Eastern Kentucky, 6:00 p.m.
 Austin Peay at Evansville, 7:05 p.m.
 *Tennessee State at Eastern Illinois, 7:15 p.m.
 *Morehead State at Murray State, 7:30 p.m.
 *Tennessee Tech at Southeast Missouri, 7:30 p.m.

Saturday, Dec. 15

Reinhardt at Samford, 2:00 p.m.
 Akron at Austin Peay, 7:30 p.m.

Sunday, Dec. 16

Tennessee Tech at Oregon State, TBA

Monday, Dec. 17

*UT Martin at Morehead State, TBA
 *Eastern Illinois at Eastern Kentucky, 6:00 p.m.
 Tennessee State at Belmont, 7:00 p.m.

Tuesday, Dec. 18

*Murray State at Jacksonville State, 7:30 p.m.
 *Southeast Missouri at Samford, 7:30 p.m.

Wednesday, Dec. 19

*Eastern Illinois at Morehead State, 6:30 p.m.
 *UT Martin at Eastern Kentucky, 6:30 p.m.
 Austin Peay at Belmont, 7:00 p.m.

Thursday, Dec. 20

*Murray State at Samford, 7:30 p.m.
 *Southeast Missouri at Jacksonville State, 7:30 p.m.

Saturday, Dec. 22

Tennessee Tech at Kentucky, 12:00 p.m.
 Southeast Missouri at Tulsa, 4:00 p.m.

UT Martin at UNLV, 6:00 p.m.

*Eastern Kentucky at Austin Peay, 7:00 p.m.
 Tennessee State at Vanderbilt, 7:30 p.m.

Wednesday, Dec. 26

Morehead State at Louisville, TBA

Thursday, Dec. 27

Tennessee Tech at Georgia Tech, 6:00 p.m.

Saturday, Dec. 29

UT Martin at Vanderbilt, 12:00 p.m.
 Samford at Clemson, 3:00 p.m.
 Norfolk State at Jacksonville State, 4:00 p.m.
 Eastern Illinois at Bowling Green, 6:00 p.m.
 Austin Peay at Middle Tennessee, 7:00 p.m.
 *Murray State at Chattanooga Dr. Pepper Classic, TBA

Sunday, Dec. 30

Tennessee State at Illinois, 1:00 p.m.
 Central Methodist at Southeast Missouri, TBA
 *Murray State at Chattanooga Dr. Pepper Classic, TBA

Wednesday, Jan. 2

*Eastern Kentucky at Southeast Missouri, 7:30 p.m.

Thursday, Jan. 3

*Samford at Tennessee Tech, 7:00 p.m.
 *Murray State at Eastern Illinois, 7:15 p.m.
 *Austin Peay at UT Martin, 7:30 p.m.
 *Morehead State at Tennessee State, 7:30 p.m.

Saturday, Jan. 5

*Samford at UT Martin, 6:00 p.m.
 *Tennessee Tech at Eastern Kentucky, 6:00 p.m.
 *Southeast Missouri at Eastern Illinois, 7:15 p.m.
 *Jacksonville State at Austin Peay, 7:30 p.m.
 *Tennessee State at Murray State, 7:30 p.m.

Monday, Jan. 7

*Eastern Illinois at Austin Peay, 7:30 p.m.
 *Morehead State at Tennessee Tech, 7:30 p.m.
 *Murray State at Southeast Missouri, 7:30 p.m.
 *Samford at Jacksonville State, 7:30 p.m.
 *UT Martin at Tennessee State, 7:30 p.m.

Thursday, Jan. 10

*Eastern Kentucky at Morehead State, 6:30 p.m.
 *UT Martin at Eastern Illinois, 7:15 p.m.
 *Austin Peay at Murray State, 7:30 p.m.
 *Tennessee Tech at Jacksonville State, 7:30 p.m.
 *Tennessee State at Samford, 7:30 p.m.

Saturday, Jan. 12

*Morehead State at UT Martin, 2:00 p.m. (TV: ESPNU)
 *Tennessee State at Jacksonville State, 4:00 p.m.
 *Tennessee Tech at Samford, 7:00 p.m.
 *Eastern Kentucky at Eastern Illinois, 7:15 p.m.
 *Southeast Missouri at Austin Peay, 7:30 p.m.

Tuesday, Jan. 15

Indiana-South Bend at Murray State, 7:00 p.m.

Thursday, Jan. 17

*Jacksonville State at Eastern Kentucky, 6:30 p.m.
 *Samford at Morehead State, 6:30 p.m.
 *Eastern Illinois at Tennessee Tech, 7:30 p.m.
 *Southeast Missouri at Tennessee State, 7:30 p.m.
 *UT Martin at Austin Peay, 7:30 p.m.

Saturday, Jan. 19

*Jacksonville State at Morehead State, 3:15 p.m.
 *Eastern Illinois at Tennessee State, 5:00 p.m. (TV: ESPNU)
 *Murray State at UT Martin, 6:00 p.m.
 *Samford at Eastern Kentucky, 6:00 p.m.
 *Southeast Missouri at Tennessee Tech, 7:30 p.m.

Thursday, Jan. 24

*Eastern Kentucky at Tennessee State, 7:30 p.m.
 *Morehead State at Southeast Missouri, 7:30 p.m.
 *UT Martin at Samford, 7:30 p.m.
 *Tennessee Tech at Murray State, 7:30 p.m.
 *Austin Peay at Jacksonville St., 8:00 p.m. (TV: ESPNU)

Saturday, Jan. 26

*UT Martin at Jacksonville State, 4:00 p.m.
 *Austin Peay at Samford, 7:00 p.m.
 *Morehead State at Eastern Illinois, 7:15 p.m.
 *Tennessee State at Tennessee Tech, 7:30 p.m.
 *Southeast Missouri at Murray State, TBA (TV: ESPNU)

Tuesday, Jan. 29

*Austin Peay at Southeast Missouri, 6:00 p.m. (TV: ESPNU)
 *Tennessee Tech at Morehead State, 6:30 p.m.
 *Eastern Kentucky at UT Martin, 7:30 p.m.
 *Jacksonville State at Tennessee State, 7:30 p.m.

*Samford at Murray State, 7:30 p.m.

Thursday, Jan. 31

*Eastern Illinois at Jacksonville State, 7:30 p.m.
 *Murray State at Austin Peay, 7:30 p.m.
 *Samford at Tennessee State, 7:30 p.m.
 *Tennessee Tech at UT Martin, 7:30 p.m.

Saturday, Feb. 2

Kentucky Christian at Morehead State, TBA
 *Eastern Ky. at Tenn. Tech, 1:00 p.m. (TV: ESPNU)
 *Eastern Illinois at Samford, 7:00 p.m.
 *Tennessee State at Austin Peay, 7:00 p.m.
 *Jacksonville State at Murray State, 7:30 p.m.
 *UT Martin at Southeast Missouri, 7:30 p.m.

Thursday, Feb. 7

*Southeast Missouri at Morehead State, 6:30 p.m.
 *Austin Peay at Eastern Illinois, 7:15 p.m.
 *Jacksonville State at Tennessee Tech, 7:30 p.m.
 *Tennessee State at UT Martin, 7:30 p.m.
 *Murray St. at Eastern Kentucky, 8:00 p.m. (TV: ESPNU)

Saturday, Feb. 9

*Murray State at Morehead State, 3:15 p.m.
 *Eastern Illinois at UT Martin, 6:00 p.m.
 *Southeast Missouri at Eastern Kentucky, 6:00 p.m.
 *Samford at Austin Peay, 7:30 p.m.
 *Tennessee Tech at Tennessee State, 7:30 p.m.

Thursday, Feb. 14

*Eastern Illinois at Southeast Missouri, 7:30 p.m.
 *Morehead State at Samford, 7:30 p.m.
 *Murray State at Tennessee State, 7:30 p.m.
 *UT Martin at Tennessee Tech, 7:30 p.m.
 *Eastern Kentucky at Jacksonville State, 7:30 p.m.

Saturday, Feb. 16

*Morehead State at Jacksonville State, 4:00 p.m.
 *Southeast Missouri at UT Martin, 6:00 p.m.
 *Eastern Kentucky at Samford, 7:00 p.m.
 *Eastern Illinois at Murray State, 7:30 p.m.
 *Tennessee Tech at Austin Peay, 7:30 p.m.

Monday, Feb. 18

*Austin Peay at Tennessee State, 7:30 p.m.

Wednesday, Feb. 20

*Morehead State at Eastern Kentucky, 6:00 p.m.

Saturday, Feb. 23

O'Reilly ESPNU BracketBusters
 Home Teams: Austin Peay, Eastern Illinois, Eastern Kentucky, Murray State, Jacksonville State
 Away Teams: Morehead State, Samford, Southeast Missouri, Tennessee State, Tennessee Tech, UT Martin

Thursday, Feb. 28

*Murray St. at Tennessee Tech, 6:00 p.m. (TV: ESPNU)
 *Austin Peay at Eastern Kentucky, 6:30 p.m.
 *Tennessee State at Morehead State, 6:30 p.m.
 *Jacksonville State at Eastern Illinois, 7:15 p.m.
 *Samford at Southeast Missouri, 7:30 p.m.

Saturday, March 1

*Tennessee State at Eastern Kentucky, 6:00 p.m.
 *Austin Peay at Morehead State, 6:30 p.m.
 *Samford at Eastern Illinois, 7:15 p.m.
 *Jacksonville State at Southeast Missouri, 7:30 p.m.
 *UT Martin at Murray State, 7:30 p.m.

Tuesday, March 4

⁹OVC Tournament First Round (campus sites)

Friday, March 7

¹⁰OVC Tournament Semifinals, 6 & 8 p.m. (TV: ESPNU)
 (Municipal Auditorium - Nashville, Tenn.)

Saturday, March 8

¹⁰OVC Tournament Championship, TBA (TV: ESPN)
 (Municipal Auditorium - Nashville, Tenn.)

* - Denotes OVC contest

All Times **CENTRAL**; dates and times subject to change

Tournament Key

- ¹ - 2K Sports College Hoops Classic, Benefiting Coaches vs. Cancer (Memphis, Tenn.)
- ² - Blue Ribbon Challenge (various campus sites)
- ³ - Chicago Invitational Challenge (various sites/Chicago, Ill.)
- ⁴ - South Padre Tournament (various/South Padre, Texas)
- ⁵ - Top of the World Classic (Anchorage, Alaska)
- ⁶ - 100 Club Classic (Kennesaw, Ga.)
- ⁷ - Iowa Hawkeye Classic (Iowa City, Iowa)
- ⁸ - Dr. Pepper Classic (Chattanooga, Tenn.)
- ⁹ - OVC Tournament First Round (campus sites)
- ¹⁰ - OVC Tournament Semifinals/Finals
 (Municipal Auditorium - Nashville, Tenn.)

2008-09 OVC SCHEDULE

Thursday, December 4

Austin Peay at Southeast Missouri
 Murray State at Eastern Kentucky
 UT Martin at Morehead State
 Tennessee State at Eastern Illinois

Saturday, December 6

Austin Peay at Eastern Illinois
 Jacksonville State at Tennessee Tech
 Murray State at Morehead State
 UT Martin at Eastern Kentucky
 Tennessee State at Southeast Missouri

Saturday, January 3

Eastern Illinois at Jacksonville State
 Eastern Kentucky at Tennessee State
 Morehead State at Austin Peay
 Southeast Missouri at Tennessee Tech

Monday, January 5

Eastern Illinois at Tennessee Tech
 Eastern Kentucky at Austin Peay
 Morehead State at Tennessee State
 Murray State at UT Martin
 Southeast Missouri at Jacksonville State

Thursday, January 8

Austin Peay at UT Martin
 Jacksonville State at Eastern Kentucky
 Tennessee State at Murray State
 Tennessee Tech at Morehead State

Saturday, January 10

Austin Peay at Murray State
 Eastern Illinois at Southeast Missouri
 Jacksonville State at Morehead State
 Tennessee State at UT Martin
 Tennessee Tech at Eastern Kentucky

Monday, January 12

UT Martin at Southeast Missouri

Thursday, January 15

Eastern Kentucky at Eastern Illinois
 Morehead State at Southeast Missouri
 Murray State at Jacksonville State
 UT Martin at Tennessee Tech

Saturday, January 17

Austin Peay at Tennessee State
 Eastern Kentucky at Southeast Missouri
 Morehead State at Eastern Illinois
 Murray State at Tennessee Tech
 UT Martin at Jacksonville State

Thursday, January 22

Eastern Illinois at Murray State
 Jacksonville State at Tennessee State
 Southeast Missouri at UT Martin
 Tennessee Tech at Austin Peay

Saturday, January 24

Eastern Illinois at UT Martin
 Eastern Kentucky at Morehead State
 Jacksonville State at Austin Peay
 Southeast Missouri at Murray State
 Tennessee Tech at Tennessee State

Thursday, January 29

Austin Peay at Eastern Kentucky
 Jacksonville State at Southeast Missouri
 Tennessee State at Morehead State
 Tennessee Tech at Eastern Illinois

Saturday, January 31

Austin Peay at Morehead State
 Jacksonville State at Eastern Illinois
 UT Martin at Murray State
 Tennessee State at Eastern Kentucky
 Tennessee Tech at Southeast Missouri

Thursday, February 5

Eastern Kentucky at Tennessee Tech
 Morehead State at Jacksonville State
 Murray State at Tennessee State
 UT Martin at Austin Peay

Saturday, February 7

Eastern Kentucky at Jacksonville State
 Morehead State at Tennessee Tech
 Murray State at Austin Peay
 Southeast Missouri at Eastern Illinois
 UT Martin at Tennessee State

Monday, February 9

Austin Peay at Tennessee Tech
 Morehead State at Eastern Kentucky
 Murray State at Eastern Illinois
 Tennessee State at Jacksonville State

Thursday, February 12

Eastern Illinois at Morehead State
 Jacksonville State at UT Martin
 Southeast Missouri at Eastern Kentucky
 Tennessee Tech at Murray State

Saturday, February 14

Eastern Illinois at Eastern Kentucky
 Jacksonville State at Murray State
 Southeast Missouri at Morehead State
 Tennessee State at Austin Peay
 Tennessee Tech at UT Martin

Monday, February 16

Austin Peay at Jacksonville State
 Murray State at Southeast Missouri
 UT Martin at Eastern Illinois
 Tennessee State at Tennessee Tech

Thursday, February 26

Eastern Illinois at Austin Peay
 Eastern Kentucky at UT Martin
 Morehead State at Murray State
 Southeast Missouri at Tennessee State

Saturday, February 28

Eastern Illinois at Tennessee State
 Eastern Kentucky at Murray State
 Morehead State at UT Martin
 Southeast Missouri at Austin Peay
 Tennessee Tech at Jacksonville State

Tuesday, March 3

OVC Tournament First Round (at campus sites)

Friday, March 6

OVC Tournament Semifinals
 (Sommet Center, Nashville, Tenn.)

Saturday, March 7

OVC Tournament Final
 (Sommet Center, Nashville, Tenn.)

All Future Schedules Are Subject to Change



AUSTIN PEAY GOVERNORS

2007-08 SCHEDULE

NOVEMBER

1	RHODES (exhibition)	7:00 p.m.
5	LAMBUTH (exhibition)	7:00 p.m.
10	at Vanderbilt	TBA
17	BELMONT	7:00 p.m.
20	at Utah State	8:05 p.m.
23	vs. Florida Gulf Coast ¹	1:00 p.m.
24	vs. TBA ¹	TBA
27	at Memphis	7:00 p.m.

DECEMBER

1	at Tennessee Tech*	7:00 p.m.
6	MOREHEAD STATE*	7:30 p.m.
8	at Evansville	7:05 p.m.
15	AKRON	7:30 p.m.
19	at Belmont	7:00 p.m.
22	EASTERN KENTUCKY*	7:00 p.m.
29	at Middle Tennessee	7:00 p.m.

JANUARY

3	at Tennessee-Martin*	7:30 p.m.
5	JACKSONVILLE STATE*	7:30 p.m.
7	EASTERN ILLINOIS*	7:30 p.m.
10	at Murray State*	7:30 p.m.
12	SOUTHEAST MISSOURI*	7:30 p.m.
17	TENNESSEE-MARTIN*	7:30 p.m.
24	at Jacksonville State* (ESPNU)	8:00 p.m.
26	at Samford*	7:00 p.m.
29	at Southeast Missouri* (ESPNU)	6:00 p.m.
31	MURRAY STATE*	7:30 p.m.

FEBRUARY

2	TENNESSEE STATE*	7:00 p.m.
7	at Eastern Illinois*	7:15 p.m.
9	SAMFORD*	7:30 p.m.
16	TENNESSEE TECH*	7:30 p.m.
18	at Tennessee State*	7:30 p.m.
23	TBA ²	TBA
28	at Eastern Kentucky*	6:30 p.m.

MARCH

1	at Morehead State*	6:30 p.m.
4	OVC Tournament ³	TBA
7-8	OVC Tournament ⁴	TBA

¹ South Padre Island Tournament (South Padre, Texas)
² O'Reilly ESPNU BracketBusters
³ OVC Tournament First Round (campus sites)
⁴ OVC Tournament Semis/Finals (Nashville, Tenn.)
 * Ohio Valley Conference Game

Home Games in Bold
 All Times Central and Subject to Change

TEAM NOTES

• Head coach Dave Loos enters the season with 271 victories, the most in Austin Peay history and third most in OVC history. Loos is not only the head basketball coach, but the Director of Athletics, making him the only person in Division I to hold both positions. He is also the "Dean" of OVC coaches, as he enters his 18th season in 2007-08. The court on which Austin Peay plays was named "Dave Loos Court" over the summer.

• Since 1993-94, Austin Peay has finished at .500 or above in Conference play in every season (14 straight years). They have finished no worse than fifth during that time frame.

• Drake Reed was the fifth Governors player named "OVC Player of the Year" when he earned the honor last season. The past honorees include James "Fly" Williams (1974), Otis Howard (1977, 1978), Charles "Bubba" Wells (1997) and Trenton Hassell (2001).

Basic Information

Location: Clarksville, Tenn.
 Enrollment: 9,207
 Founded: 1927
 Nickname: Governors
 Colors: Red and White
 President: Tim Hall
 Athletic Director: Dave Loos
 Arena: .. Dunn Center/Dave Aaron Arena (7,875)

Media Relations

Men's Basketball Contact: Brad Kirtley
 Office Phone: (931) 221-7561
 Cell Phone: (931) 624-2904
 Fax: (931) 221-7562
 Email: kirtleyb@apsu.edu
 Web site: www.APSUGovernors.com
 Press Row Phone: (931) 221-7155

Team Information

Players Returning/Lost..... 10/2
 Starters Returning/Lost 5/0
 2006-07 Record/OVC (Finish): ... 21-12/16-4 (1st)
 Postseason: NIT First Round

All-Time Record: 1020-891 (.534)
 All-Time OVC Record: 324-304 (.516)
 Joined OVC: 1963

OVC Regular Season Titles (7)

1973, 1974, 1977, 1997, 2003, 2004, 2007

OVC Tournament Titles (3)

1987, 1996, 2003

NCAA Tournament Appearances (5)

1973, 1974, 1987, 1996, 2003

2007-08 ROSTER

No.	Name	Pos.	Ht.	Wt.	Yr.	Hometown (Last School)
2	Drake Reed	F	6-5	236	Jr.	Clarksville, Tenn. (Northeast)
3	Caleb Brown	G	6-0	175	Fr.	Memphis, Tenn. (Raleigh-Egypt)
4	Marcel Williams	F	6-7	215	Fr.	Ocoee, Fla. (Ocoee)
10	Ernest Fields	F	6-6	215	So.	Memphis, Tenn. (Ridgeway)
11	Brandon Harriford	G	6-2	180	Sr.	Nashville, Tenn. (Hume-Fogg)
15	Fernandez Lockett	G/F	6-4	220	Sr.	Madison, Ala. (Bob Jones)
20	Derek Wright	G	5-9	165	Sr.	Los Angeles, Calif. (Dominguez)
21	John Fraley	C	6-8	215	So.	Clarksville, Tenn. (Heritage Christian)
22	Wes Channels	G	6-3	210	So.	Memphis, Tenn. (Ridgeway)
24	Kyle Duncan	F/G	6-5	215	Jr.	Indianapolis, Ind. (Ben Davis)
32	Todd Babington	G	6-5	205	Sr.	Crystal Lake, Ill. (Prairie Ridge)
41	Tomas Janusauskas	C	7-0	220	Sr.	Kaunas, Lithuania (Central Park Christian Academy)
42	Duran Robinson	C	6-8	215	So.	Holt, Mich. (Everett)

COACHING STAFF

Head Coach Dave Loos

Alma Mater: Memphis State, 1970
Hometown: St. Louis, Mo.
Family: Wife - Phyllis
 Children - David, Todd, Brad, Nikki
Career Record: 353-289 (21 yrs.)
School Record: 271-237 (17 yrs.)
OVC Record: 170-112
OVC Tournament Appearances: 17
NCAA Tournament Appearances: 3

Assistant Coaches

Scott Combs 9th season (Austin Peay, 1998)
 Bubba Wells 3rd season (Austin Peay, 1997)
 Caleb Lawson 1st season (Washington (Mo.), 1997)



Career Head Coaching Record

Year	School	Overall	Conf.	Year	School	Overall	Conf.
1982-83	Christian Brothers	16-14	10-8	1998-99	Austin Peay	11-16	9-9
1983-84	Christian Brothers	21-15	12-6	1999-00	Austin Peay	18-10	11-7
1984-85	Christian Brothers	25-10	13-5	2000-01	Austin Peay	22-10	10-6
1985-86	Christian Brothers	20-14	11-5	2001-02	Austin Peay	14-18	8-8
1990-91	Austin Peay	15-14	6-6	2002-03	Austin Peay	23-8	13-3
1991-92	Austin Peay	11-17	6-8	2003-04	Austin Peay	22-10	16-0
1992-93	Austin Peay	7-20	4-12	2004-05	Austin Peay	13-19	9-7
1993-94	Austin Peay	11-16	10-6	2005-06	Austin Peay	17-14	11-9
1994-95	Austin Peay	13-16	8-8	2006-07	Austin Peay	21-12	16-4
1995-96	Austin Peay	19-11	10-6				
1996-97	Austin Peay	17-14	12-6				
1997-98	Austin Peay	17-11	11-7				

Coach Loos Fact: Loos is a five-time OVC Coach of the Year (1991, 1997, 2003, 2004, 2007); that is the most awards in OVC history.

2006-07 STATISTICS

PLAYER	GP-GS	MIN	TOTAL			3-POINTERS			REBOUNDS			AVG	PF-FO	A	TO	BLK	STL	PTS-AVG	
			FG-FGA	PCT	PCT	FG-FGA	PCT	FT-FTA	PCT	OFF	DEF								TOT
REED, Drake	33-33	1102	33.4	207-399	.519	2-11	.182	106-169	.627	79	120	199	6.0	84-3	56	86	13	32	522-15.8
Conference-Only	20-20	666	33.3	126-223	.565	1-5	.200	70-104	.673	43	68	111	5.6	50-3	32	54	8	17	323-16.2
LOCKETT, Fernandez	33-33	1120	33.9	145-292	.497	9-36	.250	93-129	.721	84	177	261	7.9	61-0	60	60	24	40	392-11.9
Conference-Only	20-20	665	33.2	79-162	.488	5-15	.333	55-74	.743	52	100	152	7.6	41-0	44	29	15	21	218-10.9
BABINGTON, Todd	33-25	811	24.6	98-246	.398	77-208	.370	31-41	.756	12	48	60	1.8	71-0	44	25	7	21	304-9.2
Conference-Only	20-18	546	27.3	72-165	.436	55-136	.404	21-30	.700	7	36	43	2.2	42-0	29	15	4	10	220-11.0
SHIPLEY, Landon	31-2	669	21.6	68-195	.349	46-132	.348	91-111	.820	7	40	47	1.5	62-2	52	40	2	18	273-8.8
Conference-Only	19-0	400	21.1	42-112	.375	30-75	.400	62-75	.827	4	26	30	1.6	32-0	30	24	1	12	176-9.3
WRIGHT, Derek	33-33	1019	30.9	88-226	.389	38-100	.380	58-77	.753	10	70	80	2.4	62-0	134	64	2	69	272-8.2
Conference-Only	20-20	622	31.1	57-142	.401	29-66	.439	44-56	.786	5	43	48	2.4	38-0	79	43	2	49	187-9.4
CHANNELS, Wes	33-6	613	18.6	81-192	.422	24-75	.320	47-81	.580	34	50	84	2.5	73-4	44	42	2	25	233-7.1
Conference-Only	20-2	332	16.6	52-104	.500	14-35	.400	25-50	.500	16	28	44	2.2	36-1	30	18	0	13	143-7.2
DUNCAN, Kyle	26-22	538	20.7	42-97	.433	4-16	.250	23-37	.622	29	59	88	3.4	65-0	32	40	5	34	111-4.3
Conference-Only	17-16	368	21.6	28-58	.483	2-5	.400	11-21	.524	22	42	64	3.8	50-0	24	29	4	22	69-4.1
ROBERSON, Duran	22-0	153	7.0	16-38	.421	2-3	.667	12-20	.600	17	10	27	1.2	15-0	3	18	6	1	46-2.1
Conference-Only	15-0	95	6.3	10-20	.500	0-0	.000	11-16	.688	10	6	16	1.1	12-0	3	11	4	1	31-2.1
FELDER, J.P.	24-8	237	9.9	18-36	.500	0-0	.000	12-25	.480	24	22	46	1.9	26-0	5	16	21	2	48-2.0
Conference-Only	14-3	99	7.1	12-20	.600	0-0	.000	7-13	.538	10	10	20	1.4	10-0	2	9	10	0	31-2.2
FIELDS, Ernest	32-0	246	7.7	18-37	.486	0-0	.000	19-24	.792	24	27	51	1.6	37-0	3	13	8	7	55-1.7
Conference-Only	19-0	162	8.5	11-25	.440	0-0	.000	12-15	.800	17	17	34	1.8	23-0	2	6	4	5	34-1.8
LEAVER, Grant	7-1	35	5.0	4-9	.444	2-6	.333	2-2	1.000	5	3	8	1.1	4-0	0	2	0	3	12-1.7
Conference-Only	4-1	23	5.8	2-6	.333	1-4	.250	0-0	.000	3	1	4	1.0	1-0	0	1	0	3	5-1.3
HARRIFORD, Brandon	13-0	61	4.7	6-13	.462	3-6	.500	6-13	.462	0	5	5	0.4	3-0	2	10	0	2	21-1.6
Conference-Only	7-0	26	3.7	3-5	.600	1-1	1.000	1-5	.200	0	2	2	0.3	0-0	1	8	0	1	8-1.1
JANUSAUSKAS, Tomas	16-2	73	4.6	6-15	.400	0-0	.000	9-17	.529	5	10	15	0.9	17-0	4	9	6	1	21-1.3
Conference-Only	9-0	23	2.6	2-4	.500	0-0	.000	6-11	.545	0	5	5	0.6	6-0	4	5	1	0	10-1.1
Total	33	6675		797-1795	.444	207-593	.349	509-746	.682	390	707	1097	33.2	580-9	439	435	96	255	2310-70.0
Conference-Only	20	4025		496-1046	.474	138-342	.404	325-470	.691	221	428	649	32.5	341-4	280	259	53	154	1455-72.8
Opponents	33	6675		787-1769	.445	227-707	.321	410-613	.669	382	739	1121	34.0	649-18	443	515	114	212	2211-67.0
Conference-Only	20	4025		453-1079	.420	124-437	.284	250-361	.693	250	416	666	33.3	394-12	242	316	55	130	1280-64.0

Attendance

	APSU	Opponents
Total	41,481	91,770
Home Games/Avg.	15-2,765	16-5,316
Neutral Sites/Avg.	-	2-3360

Scoring By Period

	1st	2nd	OT	Total
Austin Peay	1097	1171	42	2310
Opponents	1095	1085	31	2211

Deadball Rebounds

	Off.	Def.	Total
Austin Peay	101	6	107
Opponents	90	5	95

2006-07 RESULTS (21-12, 16-4 OVC – Home: 13-2, Away: 7-9, Neutral: 1-1)

NOVEMBER

11	at Dayton	L, 78-62
13	at Illinois	L, 80-35
25	at Arkansas State	L, 77-70
27	TENNESSEE WESLEYAN	W, 79-64

DECEMBER

2	TENNESSEE TECH*	W, 77-70
7	at Morehead State*	L, 70-66
9	at Eastern Kentucky*	W, 59-57
14	at #19 Memphis	L, 88-63
18	EVANSVILLE	L, 80-75
20	MIDDLE TENNESSEE	W, 64-63(ot)
28	MARIAN (Ind.)	W, 83-50

JANUARY

2	TENNESSEE-MARTIN*	W, 74-61
4	at Jacksonville State*	W, 78-63
6	at Eastern Illinois*	W, 81-76
13	SOUTHEAST MISSOURI*	W, 68-67
16	MURRAY STATE*	W, 68-59
18	at Tennessee-Martin*	W, 75-60
25	JACKSONVILLE STATE*	W, 73-58
27	SAMFORD*	W, 66-48
29	at Southeast Missouri*	W, 75-73

FEBRUARY

1	at Murray State*	L, 77-68
3	at Tennessee State*	W, 62-53
8	EASTERN ILLINOIS*	W, 98-71
10	at Samford*	W, 52-50
12	TENNESSEE STATE*	W, 89-44
17	at Arkon ¹	L, 74-57
20	at Tennessee Tech*	L, 73-72
22	EASTERN KENTUCKY*	W, 77-68
24	MOREHEAD STATE*	L, 82-77
27	TENNESSEE STATE²	W, 89-84(ot)

MARCH

2	vs. Samford ³	W, 65-55
3	vs. Eastern Kentucky ³	L, 63-62
14	at Air Force ⁴	L, 75-51

¹ O'Reilly ESPNU BracketBusters

² O'Reilly OVC Tournament First Round Game

³ O'Reilly OVC Semis/Finals (Nashville, Tenn.)

⁴ National Invitational Tournament (USFAA, Colo.)

* Ohio Valley Conference Game

Home Games in Bold



Fernandez Lockett
Senior • Guard/Forward
Second-Team All-OVC



EASTERN ILLINOIS PANTHERS

2007-08 SCHEDULE

NOVEMBER

1	MONMOUTH COLLEGE (exh.)	7:15 p.m.
5	ILLINOIS COLLEGE (exh.)	7:00 p.m.
10	HARRIS STOWE	7:00 p.m.
13	LOYOLA-CHICAGO	7:00 p.m.
20	at Western Illinois	7:00 p.m.
24	at Arkansas State	7:00 p.m.
27	at UW-Green Bay	7:05 p.m.
30	vs. Rice ¹	5:45 p.m.

DECEMBER

1	vs. Iowa/Louisiana-Monroe ¹	5:45/8:05 p.m.
6	TENNESSEE TECH*	7:15 p.m.
8	TENNESSEE STATE*	7:15 p.m.
17	at Eastern Kentucky*	6:00 p.m.
19	at Morehead State*	6:30 p.m.
29	at Bowling Green	6:00 p.m.

JANUARY

3	MURRAY STATE*	7:15 p.m.
5	SOUTHEAST MISSOURI*	7:15 p.m.
7	at Austin Peay*	7:30 p.m.
10	TENNESSEE-MARTIN*	7:15 p.m.
12	EASTERN KENTUCKY*	7:15 p.m.
17	at Tennessee Tech*	7:30 p.m.
19	at Tennessee State* (ESPNU)	5:00 p.m.
26	MOREHEAD STATE*	7:15 p.m.
31	at Jacksonville State*	7:30 p.m.

FEBRUARY

2	at Samford*	7:00 p.m.
7	AUSTIN PEAY*	7:15 p.m.
9	at Tennessee-Martin*	6:00 p.m.
14	at Southeast Missouri*	7:30 p.m.
16	at Murray State*	7:30 p.m.
23	TBA ²	TBA
28	JACKSONVILLE STATE*	7:15 p.m.

MARCH

1	SAMFORD*	7:15 p.m.
4	OVC Tournament ³	TBA
7-8	OVC Tournament ⁴	TBA

¹ Iowa Hawkeye Classic (Iowa City, Iowa)

² O'Reilly ESPNU BracketBusters

³ OVC Tournament First Round (campus sites)

⁴ OVC Tournament Semis/Finals (Nashville, Tenn.)

Home Games in BOLD

All Times Central and Subject to Change

TEAM NOTES

• The Panthers return shooting guard Romain Martin who was OVC co-Freshman of the Year last season after becoming the first freshman to lead Eastern Illinois in scoring in the NCAA Division I era. Martin was one of 23 freshman across Division I basketball to lead their teams in scoring.

• EIU returns 11 players from last year's team who appeared in at least 13 games with ten of those being letter winners. Included in those returnees are all five starters who combined for 79 percent of the Panthers scoring and 63 percent of the Panthers rebounding last season.

• Eastern Illinois has had a player win the OVC Freshman of the Year award in each of the past three seasons. Two of those players (Mike Robinson, Romain Martin) are still with the program. EIU has also had the last two Freshman of the Year winners on the women's side of the OVC awards as well.

Basic Information

Location: Charleston, Ill.
 Enrollment: 12,349
 Founded: 1895
 Nickname: Panthers
 Colors: Blue and Gray
 President: Dr. William Perry
 Interim Athletic Director: Ken Baker
 Arena (Capacity): Lantz Arena (5,300)

Media Relations

Men's Basketball Contact: Rich Moser
 Office Phone: (217) 581-7480
 Cell Phone: (217) 508-8317
 Fax: (217) 581-7001
 Email: rlmoser@eiu.edu
 Web site: www.EIUpanters.com
 Press Row Phone: (217) 581-5135

Team Information

Players Returning/Lost 11/0
 Starters Returning/Lost 5/0
 2006-07 Record/OVC (Finish): ... 10-20/6-14 (10th)
 Postseason: none

All-Time Record: 1,177-1,083 (.521)
 All-Time OVC Record: 90-102 (.469)
 Joined OVC: 1996

OVC Regular Season Titles

none

OVC Tournament Titles (1)

2001

NCAA Tournament Appearances (2)

1992, 2001

2007-08 ROSTER

No.	Name	Pos.	Ht.	Wt.	Yr.	Hometown (Last School)
2	Tyler Laser	G	6-1	185	Fr.	Hillsdale, Mich. (Hillsdale)
5	Gino Myers-Kyles	G	6-4	190	Sr.	Mobile, Ala. (Williamson)
10	Romain Martin	G	6-3	190	So.	Minneapolis, Minn. (North)
12	Billy Parrish	G	6-4	200	Jr.	Naperville, Ill. (Neuqua Valley)
13	Jon'Tee Willhite	G	6-1	180	Sr.	Kalamazoo, Mich. (Loy Norrix)
14	Bobby Catchings	F	6-6	200	Sr.	Naperville, Ill. (Neuqua Valley)
15	Julio Anthony	G	6-4	190	Sr.	Charlotte, N.C. (Victory Christian)
20	Freddie Perry	G	5-9	155	So.	East St. Louis, Ill. (Cahokia)
22	Brandon D'Amico	G	6-4	185	R-Fr.	Geneva, Ill. (Geneva)
23	Mike Robinson	G	5-11	180	Jr.	Chicago, Ill. (Hales Franciscan)
30	Justin Brock	F	6-8	240	So.	Fowler, Ill. (Liberty)
32	Matt Dorlack	C	6-11	235	Fr.	New Berlin, Wis. (Eisenhower)
41	Jake Byrne	C	6-8	230	Sr.	Elsberry, Mo. (Elsberry)
45	Ousmane Cisse	C	6-8	250	So.	Abidjan, Ivory Coast (Community Christian)
54	Bobby Jolliff	F	6-8	215	So.	Hartsville, Ind. (Hauser)

COACHING STAFF

Head Coach Mike Miller

Alma Mater: East Texas State, 1987

Hometown: Monmouth, Ill.

Family: Wife - Kelly

..... Children - Matt, Joey

Career Record: 103-120 (7 yrs.)

School Record: 16-41 (2 yrs.)

OVC Record: 11-29

OVC Tournament Appearances: 0

NCAA Tournament Appearances: 1

Assistant Coaches

Chad Altadonna 3rd season (Illinois State, 1996)

Michael Lewis 3rd season (Indiana, 2000)

Chrys Cornelius 1st season (Western Illinois, 1995)



Career Head Coaching Record

Year	School	Overall	Conf.	Year	School	Overall	Conf.
1994-95	Texas State	12-14	7-11	1998-99	Texas State	19-9	13-5
1995-96	Texas State	11-15	7-11	1999-00	Texas State	12-17	8-10
1996-97	Texas State	16-13	10-6	2005-06	Eastern Illinois	6-21	5-15
1997-98	Texas State	17-11	10-6	2006-07	Eastern Illinois	10-20	6-14

Coach Miller Facts

While a coach at Texas State, led the Bobcats to the Southland Conference Championship in 1997 and an appearance in the NCAA Tournament...Coached Jeff Foster, who was a NBA Draft first round selection by the Indiana Pacers, and Southland Player of the Year Donte Mathis while at Texas State...At Eastern Illinois, has coached 21 all-conference selections and two OVC Freshmen of the Year (Mike Robinson, 2006 and Romain Martin, 2007)...Spent time as an assistant coach at Western Illinois (1989-90), Sam Houston State (1990-91), Texas State (1991-94) and Kansas State (2000-05).

2006-07 STATISTICS

PLAYER	GP-GS	MIN	TOTAL			3-POINTERS			REBOUNDS			AVG	PF-FO	A	TO	BLK	STL	PTS-AVG	
			FG-FGA	PCT	FG-FGA	PCT	FT-FTA	PCT	OFF	DEF	TOT								
MARTIN, Romain	29-23	901	31.1	145-342	.424	68-179	.380	72-83	.867	8	51	59	2.0	53-0	27	63	4	15	430-14.8
Conference-Only	19-19	652	34.3	102-238	.429	48-124	.387	56-63	.889	5	42	47	2.5	41-0	20	48	1	6	308-16.2
CATCHINGS, Bobby	30-28	851	28.4	102-255	.400	23-74	.311	76-106	.717	41	112	153	5.1	100-3	41	69	12	12	303-10.1
Conference-Only	20-20	561	28.1	66-164	.402	14-48	.292	59-81	.728	29	74	103	5.2	68-2	27	43	9	9	205-10.3
ROBINSON, Mike	30-30	997	33.2	84-251	.335	34-119	.286	99-121	.818	16	107	123	4.1	79-1	109	74	4	65	301-10.0
Conference-Only	20-20	667	33.3	51-156	.327	23-77	.299	69-87	.793	10	67	77	3.9	56-1	84	44	0	35	194-9.7
BYRNE, Jake	30-25	807	26.9	92-170	.541	0-4	.000	47-63	.746	40	84	124	4.1	80-1	36	25	13	18	231-7.7
Conference-Only	20-18	573	28.7	74-127	.583	0-2	.000	41-48	.854	26	55	81	4.1	54-1	24	17	8	10	189-9.5
CISSE, Ousmane	30-19	673	22.4	71-153	.464	0-0	.000	34-65	.523	73	116	189	6.3	72-3	28	40	15	16	176-5.9
Conference-Only	20-15	477	23.9	51-108	.472	0-0	.000	28-56	.500	57	86	143	7.2	50-3	19	27	12	10	130-6.5
WILLHITE, JonTee	30-15	658	21.9	60-178	.337	4-18	.222	28-43	.651	28	69	97	3.2	53-1	64	60	2	19	152-5.1
Conference-Only	20-7	429	21.5	31-102	.304	1-9	.111	21-26	.808	20	47	67	3.4	37-1	51	40	1	7	84-4.2
ANTHONY, Julio	13-0	107	8.2	12-23	.522	5-10	.500	7-7	1.000	2	2	4	0.3	13-0	9	14	0	3	36-2.8
Conference-Only	5-0	34	6.8	3-7	.429	1-2	.500	4-4	1.000	0	0	0	0.0	3-0	4	6	0	0	11-2.2
PARRISH, Billy	30-7	407	13.6	25-71	.352	3-14	.214	12-15	.800	38	36	74	2.5	52-2	17	27	3	10	65-2.2
Conference-Only	20-0	211	10.6	14-38	.368	2-7	.286	4-6	.667	14	20	34	1.7	35-2	4	13	1	6	34-1.7
BROCK, Justin	27-0	202	7.5	23-55	.418	0-2	.000	11-17	.647	16	21	37	1.4	16-0	8	13	1	0	57-2.1
Conference-Only	18-0	146	8.1	18-39	.462	0-0	.000	11-17	.647	10	17	27	1.5	13-0	5	10	1	0	47-2.6
MYERS-KYLES, Gino	25-0	208	8.3	19-49	.388	2-12	.167	9-20	.450	8	18	26	1.0	23-0	8	15	3	5	49-2.0
Conference-Only	16-0	137	8.6	14-35	.400	1-7	.143	9-18	.500	5	11	16	1.0	12-0	5	8	1	5	38-2.4
JOLLIFF, Bobby	22-3	189	8.6	15-38	.395	0-0	.000	1-5	.200	17	15	32	1.5	23-0	11	5	1	4	31-1.4
Conference-Only	16-1	120	7.5	6-18	.333	0-0	.000	0-2	.000	8	8	16	1.0	18-0	6	3	1	1	12-0.8
VOSS, Ryan	9-0	13	1.4	0-0	.000	0-0	.000	1-2	.500	2	3	5	0.6	2-0	0	2	0	0	1-0.1
Conference-Only	7-0	10	1.4	0-0	.000	0-0	.000	0-0	.000	1	2	3	0.4	1-0	0	1	0	0	0-0.0
PERRY, Freddie	8-0	12	1.5	0-2	.000	0-0	.000	0-0	.000	0	0	0	0.0	0-0	0	1	0	0	0-0.0
Conference-Only	5-0	8	1.6	0-1	.000	0-0	.000	0-0	.000	0	0	0	0.0	0-0	0	1	0	0	0-0.0
Total	30	6025		648-1587	.408	139-432	.322	397-547	.726	338	693	1031	34.4	566-11	358	416	58	167	1832-61.1
Conference-Only	20	4025		430-1033	.416	90-276	.326	302-408	.740	216	473	689	34.5	388-10	249	268	35	89	1252-62.6
Opponents	30	6025		667-1561	.427	208-604	.344	446-672	.664	320	678	998	33.3	519-8	404	367	96	200	1988-66.3
Conference-Only	20	4025		452-1044	.433	145-411	.353	313-475	.659	203	448	651	32.5	358-7	285	220	63	127	1362-68.1

Attendance

	EIU	Opponents
Total	15,458	52,812
Home Games/Avg.	14/1,104	14/3,619
Neutral Sites/Avg.	-	2/1,075

Scoring By Period

	1st	2nd	OT	Total
Eastern Illinois	857	966	9	1832
Opponents	900	1074	14	1988

Deadball Rebounds

	Off.	Def.	Total
Eastern Illinois	67	5	72
Opponents	102	6	108

2006-07 RESULTS (10-20, 6-14 OVC – Home: 7-7, Away: 3-11, Neutral: 0-2)

NOVEMBER

10	vs. Louisiana-Monroe ¹	L, 70-60
11	vs. UC Riverside ¹	L, 64-55
12	at Iowa State ¹	L, 56-54
15	INDIANA-SOUTH BEND	W, 64-49
17	at DePaul	L, 71-41
21	UW-GREEN BAY	W, 63-61
25	at Murray State*	L, 53-50

DECEMBER

2	ARKANSAS STATE	W, 73-70
7	at Tennessee Tech*	W, 74-69
9	at Tennessee State*	L, 59-56
18	EASTERN KENTUCKY*	L, 73-57
20	MOREHEAD STATE*	L, 71-63
22	WESTERN ILLINOIS	W, 76-56
28	at Eastern Michigan	L, 63-51

JANUARY

2	MURRAY STATE*	L, 73-62
4	at Southeast Missouri*	L, 80-65
6	AUSTIN PEAY*	L, 81-76
11	at Tennessee-Martin*	L, 67-43
13	at Eastern Kentucky*	L, 63-62
18	TENNESSEE TECH*	L, 76-64
20	TENNESSEE STATE*	L, 61-58

27 at Morehead State* W, 65-62

FEBRUARY

1	JACKSONVILLE STATE*	W, 73-59
3	SAMFORD*	L, 53-48
8	at Austin Peay*	L, 98-71
10	TENNESSEE-MARTIN*	W, 74-59
13	SOUTHEAST MISSOURI*	W, 77-69
17	at Loyola (Chicago) ²	L, 66-43
22	at Jacksonville State*	W, 69-65
24	at Samford*	L, 71-45

¹ Iowa State Tournament (Ames, Iowa)

² O'Reilly ESPNU BracketBusters

* Ohio Valley Conference Game

Home Games in Bold



Romain Martin
Sophomore • Guard
OVC Co-Freshman of the Year



EASTERN KENTUCKY COLONELS

2007-08 SCHEDULE

NOVEMBER

10	WEST VIRGINIA WESLEYAN	6:00 p.m.
13	THOMAS MORE COLLEGE	6:00 p.m.
17	at East Tennessee State	3:00 p.m.
21	at UAB	7:00 p.m.
25	at Duke (Fox Sports South)	12:00 p.m.
28	JAMES MADISON	6:00 p.m.

DECEMBER

1	YOUNGSTOWN STATE	5:00 p.m.
5	at Murray State*	7:00 p.m.
8	WESTERN KENTUCKY	6:00 p.m.
17	EASTERN ILLINOIS*	6:00 p.m.
19	TENNESSEE-MARTIN*	6:30 p.m.
22	at Austin Peay*	7:00 p.m.

JANUARY

2	at Southeast Missouri*	7:30 p.m.
5	TENNESSEE TECH*	6:00 p.m.
10	at Morehead State*	6:30 p.m.
12	at Eastern Illinois*	7:15 p.m.
17	JACKSONVILLE STATE*	6:30 p.m.
19	SAMFORD*	6:00 p.m.
24	at Tennessee State*	7:30 p.m.
29	at Tennessee-Martin*	7:30 p.m.

FEBRUARY

2	at Tennessee Tech* (ESPNU)	1:00 p.m.
7	MURRAY STATE* (ESPNU)	8:00 p.m.
9	SOUTHEAST MISSOURI*	6:00 p.m.
14	at Jacksonville State*	7:30 p.m.
16	at Samford*	7:00 p.m.
20	MOREHEAD STATE*	6:00 p.m.
23	TBA ¹	TBA
28	AUSTIN PEAY*	6:30 p.m.

MARCH

1	TENNESSEE STATE*	6:00 p.m.
4	OVC Tournament ²	TBA
7-8	OVC Tournament ³	TBA

¹ O'Reilly ESPNU BracketBusters
² OVC Tournament First Round (campus sites)
³ OVC Tournament Semis/Finals (Nashville, Tenn.)
Home Games in BOLD
 All Times Central and Subject to Change

TEAM NOTES

- Josh Taylor scored his only bucket of the night with 2.9 seconds left to lift Eastern Kentucky to a 63-62 victory over No. 1 seed Austin Peay in the OVC Tournament Championship game last season.

- Eastern Kentucky was the first OVC team since 2000 to win the league tournament title without a first-team all-conference representative on the roster.

- The Colonels led the nation in fewest fouls per game in 2006-07 at 13.6.

- Adam Leonard, the 2006-07 Co-OVC Freshman of the Year, equaled a program single-season record by making 104 three-pointers last season. Leonard averaged 3.2 three-pointers per game as a freshman, which ranked 18th nationally.

Basic Information

Location: Richmond, Ky.
 Enrollment: 16,000
 Founded: 1906
 Nickname: Colonels
 Colors: Maroon and White
 Interim President: Dr. Doug Whitlock
 Athletic Director: Mark Sandy
 Arena (Capacity): McBrayer Arena (6,500)

Media Relations

Men's Basketball Contact: Michael Clark
 Office Phone: (859) 622-6170
 Cell Phone: (859) 358-8360
 Fax: (859) 622-5108
 Email: michael.clark@eku.edu
 Web site: www.EKUSports.com
 Press Row Phone: (859) 622-5908

Team Information

Players Returning/Lost 8/2
 Starters Returning/Lost 3/2
 2006-07 Record/OVC (Finish): ... 21-12/13-7 (2nd/tie)
 Postseason: ... NCAA Tournament 1st Round

All-Time Record: 1063-999 (.516)
 All-Time OVC Record: 411-406 (.503)
 Joined OVC: 1948

OVC Regular Season Titles (6)

1953, 1959, 1961, 1965, 1972, 1979

OVC Tournament Titles (5)

1950, 1955, 1979, 2005, 2007

NCAA Tournament Appearances (7)

1953, 1959, 1965, 1972, 1979, 2005, 2007

2007-08 ROSTER

No.	Name	Pos.	Ht.	Wt.	Yr.	Hometown (Last School)
3	Robin Mestdagh	G	6-4	180	So.	Ieper, Belgium (Sint-Vincentius)
10	Adam Leonard	G	6-0	185	So.	Lee's Summit, Mo. (Lee's Summit North)
11	Ryan Dillman	G	6-0	170	R-Fr.	Evansville, Ind. (Central)
13	Harrison Brown	G	6-4	187	Jr.	Cincinnati, Ohio (Air Force Academy Prep)
20	Mike Rose	G	6-3	189	Jr.	Chicago, Ill. (Neuqua Valley)
21	Darnell Dials	F	6-8	208	Sr.	Lexington, Ky. (Lafayette)
22	Josh Daniel	F	6-5	195	So.	Charleston, W.Va. (South Charleston)
24	Josh Taylor	F	6-7	220	So.	Pittsburgh, Pa. (Brentwood)
30	Drew McCool	G	6-0	195	Jr.	Forsyth, Ill. (Parkland JC)
31	Justin Stommes	G/F	6-6	190	Fr.	Cold Spring, Minn. (Rocori)
33	Deveyon Hunter	F	6-4	215	Fr.	Memphis, Tenn. (Hamilton)
34	Jamaal Douglas	F	6-7	250	Sr.	Nassau, Bahamas (Lafayette College)
44	Ryan Wiersma	F	6-6	215	R-Jr.	Newark, Ohio (Hargrave Military Academy)

COACHING STAFF


Head Coach Jeff Neubauer

Alma Mater: LaSalle, 1993
 Hometown: Slidell, La.
 Family: Wife - Karen

Career Record: 35-28 (2 yrs.)
 School Record: same
 OVC Record: 24-16
 OVC Tournament Appearances: 2
 NCAA Tournament Appearances: 1

Assistant Coaches

Ted Hotaling 3rd season (SUNY-Albany, 1995)
 David Boyden 3rd season (Western Kentucky, 1993)
 Josh Merkel 3rd season (Salisbury, 2001)
 Ben Fratrick (Ops) 2nd season (Florida State, 2000)



Career Head Coaching Record

Year	School	Overall	Conf.	Year	School	Overall	Conf.
2005-06	Eastern Kentucky	16-14	11-9	2006-07	Eastern Kentucky	21-12	13-7

Coach Neubauer Facts

Is the youngest coach (36) in the OVC entering the 2007-08 season...Played point guard at LaSalle, helping the Explorers to a 30-2 record and NCAA Tournament berth his freshman season; in his four years, the team was 83-36 overall and made three NCAA Tournament appearances, he was a team captain and an honorable mention All-Academic selection who graduated cum laude...Was an assistant coach at The Citadel (1993-96), Richmond (1996-02) and West Virginia (2002-05) before coaching at EKU...Coaching under John Beilein at WVU, helped the Mountaineers to the Elite 8 of the NCAA Tournament...In his first season with the Colonels, guided the team to 13 Division I victories, the second most since the 1992-93 season; led the team to a second place finish during the regular season and an NCAA Tournament berth in his second season with the program.

2006-07 STATISTICS

PLAYER	GP-GS	MIN	TOTAL			3-POINTERS			REBOUNDS			AVG	PF-FO	A	TO	BLK	STL	PTS-AVG	
			FG-FGA	PCT	FG-FGA	PCT	FT-FTA	PCT	OFF	DEF	TOT								
ROSE, Mike	33-33	1084	32.8	168-380	.442	88-221	.398	75-98	.765	35	90	125	3.8	42-0	61	57	4	52	499-15.1
Conference-Only	20-20	673	33.7	105-237	.443	54-138	.391	54-71	.761	17	54	71	3.6	30-0	36	32	2	36	318-15.9
LEONARD, Adam	33-33	1142	34.6	135-330	.409	104-263	.395	38-46	.826	13	71	84	2.5	47-1	86	67	2	55	412-12.5
Conference-Only	20-20	706	35.3	81-201	.403	61-161	.379	32-38	.842	6	43	49	2.5	30-0	52	38	1	33	255-12.8
MASCOLL, Julian	33-33	1126	34.1	142-255	.557	21-65	.323	61-108	.565	24	103	127	3.8	46-0	160	131	19	72	366-11.1
Conference-Only	20-20	697	34.8	84-158	.532	13-41	.317	41-72	.569	11	66	77	3.9	28-0	102	79	8	50	222-11.1
DIALLS, Darnell	29-27	720	24.8	101-179	.564	1-4	.250	49-75	.653	49	70	119	4.1	91-5	40	35	19	16	252-8.7
Conference-Only	20-18	509	25.5	63-115	.548	0-1	.000	40-63	.635	31	51	82	4.1	60-3	29	25	12	13	166-8.3
DOUGLAS, Jamaal	33-11	679	20.6	84-153	.549	2-10	.200	35-47	.745	46	79	125	3.8	84-3	38	35	22	24	205-6.2
Conference-Only	20-6	377	18.9	48-79	.608	1-3	.333	28-37	.757	24	41	65	3.3	51-1	17	18	11	13	125-6.3
BROCK, Michael	33-28	960	29.1	60-131	.458	8-36	.222	41-63	.651	59	116	175	5.3	56-0	42	52	12	20	169-5.1
Conference-Only	20-16	584	29.2	37-78	.474	3-17	.176	33-50	.660	35	70	105	5.3	38-0	25	30	6	10	110-5.5
DANIEL, Josh	33-0	262	7.9	37-105	.352	15-63	.238	9-16	.563	7	13	20	0.6	18-0	7	10	1	7	98-3.0
Conference-Only	20-0	155	7.8	21-62	.339	10-40	.250	7-11	.636	4	8	12	0.6	12-0	4	5	1	5	59-3.0
TAYLOR, Josh	33-0	298	9.0	31-74	.419	17-54	.315	10-16	.625	6	26	32	1.0	29-0	19	19	3	6	89-2.7
Conference-Only	20-0	151	7.6	18-34	.529	8-22	.364	7-11	.636	2	15	17	0.9	15-0	11	6	1	2	51-2.6
BROWN, Harrison	33-0	322	9.8	22-67	.328	6-28	.214	5-6	.833	3	30	33	1.0	27-0	15	25	2	9	55-1.7
Conference-Only	20-0	175	8.8	12-33	.364	2-11	.182	3-4	.750	1	12	13	0.7	14-0	8	15	0	5	29-1.5
MESTDAGH, Robin	20-0	76	3.8	2-14	.143	2-12	.167	0-0	.000	0	7	7	0.4	7-0	8	4	0	2	6-0.3
Conference-Only	11-0	47	4.3	1-7	.143	1-5	.200	0-0	.000	0	5	5	0.5	6-0	6	3	0	1	3-0.3
ADAMS, Derek	2-0	5	2.5	0-2	.000	0-2	.000	0-0	.000	1	0	1	0.5	1-0	1	0	0	0	0-0.0
Conference-Only	0-0	0	0.0	0-0	.000	0-0	.000	0-0	.000	0	0	0	0.0	0-0	0	0	0	0	0-0.0
WOODS, Justin	2-0	2	1.0	0-1	.000	0-0	.000	0-0	.000	0	0	0	0.0	0-0	0	0	0	0	0-0.0
Conference-Only	1-0	1	1.0	0-1	.000	0-0	.000	0-0	.000	0	0	0	0.0	0-0	0	0	0	0	0-0.0
Total	33		6676	782-1691	.462	264-758	.348	323-475	.680	280	650	930	28.2	449-9	477	446	84	263	2151-65.2
Conference-Only	20		4075	470-1005	.468	153-439	.349	245-357	.686	156	398	554	27.7	285-4	290	256	42	168	1338-66.9
Opponents	33		6676	775-1700	.456	228-636	.358	311-470	.662	358	704	1062	32.2	497-7	486	513	81	228	2089-63.3
Conference-Only	20		4075	468-1045	.448	147-412	.357	192-287	.669	231	434	665	33.2	330-7	293	316	45	125	1275-63.8

Attendance

	EKU	Opponents
Total	35,375	101,189
Home Games/Avg.	14/2,527	16/5,020
Neutral Sites/Avg.	-	3/6,956

Scoring By Period

	1st	2nd	OT	Total
Eastern Kentucky	994	1125	32	2151
Opponents	943	1122	24	2089

Deadball Rebounds

	Off.	Def.	Total
Eastern Kentucky	74	4	78
Opponents	72	3	75

2006-07 RESULTS (21-12, 13-7 OVC – Home: 11-3, Away: 8-8, Neutral: 2-1)

NOVEMBER

10	ASBURY	W, 63-46
13	EAST TENNESSEE STATE	W, 70-53
17	at #4 Ohio State	L, 74-45
20	KENYON	W, 63-52
25	at UNC Asheville	W, 73-54
28	at James Madison	W, 70-66

DECEMBER

2	at Western Kentucky	L, 78-55
7	MURRAY STATE*	W, 72-66(ot)
9	AUSTIN PEAY*	L, 59-57
18	at Eastern Illinois*	W, 73-57
20	at Tennessee-Martin*	W, 82-69
30	at Kentucky	L, 78-65

JANUARY

2	SOUTHEAST MISSOURI*	L, 88-74
4	at Tennessee Tech*	L, 75-53
9	MOREHEAD STATE*	W, 73-65
13	EASTERN ILLINOIS*	W, 63-62
18	at Jacksonville State*	L, 66-56
20	at Samford*	L, 55-46
25	TENNESSEE STATE*	L, 63-62
29	TENNESSEE-MARTIN*	W, 94-57

FEBRUARY

1	at Morehead State*	W, 69-61
3	TENNESSEE TECH*	W, 92-90(2ot)
8	at Murray State*	W, 64-62
10	at Southeast Missouri*	W, 66-61
13	SAMFORD*	W, 46-38
15	JACKSONVILLE STATE*	W, 63-51
17	at Youngstown State ¹	L, 66-61
22	at Austin Peay*	L, 77-68
24	at Tennessee State*	W, 65-53
27	MOREHEAD STATE ²	W, 63-45


MARCH

2	vs. Tennessee Tech ³	W, 57-54
3	vs. Austin Peay ³	W, 63-62
15	vs. #8 North Carolina ⁴	L, 86-65

¹O'Reilly ESPNU BracketBusters
²O'Reilly OVC Tournament First Round Game
³O'Reilly OVC Semis/Finals (Nashville, Tenn.)
⁴NCAA Tournament (Winston-Salem, N.C.)

* Ohio Valley Conference Game

Home Games in Bold



Mike Rose
 Junior • Guard
 2007 OVC Tournament MVP



JACKSONVILLE STATE GAMECOCKS

2007-08 SCHEDULE

NOVEMBER

1	WEST GEORGIA (exhibition)	7:30 p.m.
9	at Georgia	8:00 p.m.
12	TENNESSEE TEMPLE	7:00 p.m.
16	vs. Kennesaw State ¹	6:30 p.m.
17	vs. Colgate/Texas State ¹	TBA
20	BERRY COLLEGE	7:00 p.m.
24	at Central Arkansas	3:00 p.m.

DECEMBER

1	CENTRAL ARKANSAS	4:00 p.m.
6	at Samford* (ESPN)	6:00 p.m.
8	at Tennessee-Martin*	6:00 p.m.
18	MURRAY STATE*	7:30 p.m.
20	SOUTHEAST MISSOURI*	7:30 p.m.
29	NORFOLK STATE	4:00 p.m.

JANUARY

5	at Austin Peay*	7:30 p.m.
7	SAMFORD*	7:30 p.m.
10	TENNESSEE TECH*	7:30 p.m.
12	TENNESSEE STATE*	4:00 p.m.
17	at Eastern Kentucky*	6:30 p.m.
19	at Morehead State*	3:15 p.m.
24	AUSTIN PEAY* (ESPN)	8:00 p.m.
26	TENNESSEE-MARTIN*	4:00 p.m.
29	at Tennessee State*	7:30 p.m.
31	EASTERN ILLINOIS*	7:30 p.m.

FEBRUARY

2	at Murray State*	7:30 p.m.
7	at Tennessee Tech*	7:30 p.m.
14	EASTERN KENTUCKY*	7:30 p.m.
16	MOREHEAD STATE*	4:00 p.m.
23	TBA ²	TBA
28	at Eastern Illinois	7:15 p.m.

MARCH

1	at Southeast Missouri*	7:30 p.m.
4	OVC Tournament ³	TBA
7-8	OVC Tournament ⁴	TBA

¹ 100 Club Classic (Kennesaw, Ga.)

² O'Reilly ESPN BracketBusters

³ OVC Tournament First Round (campus sites)

⁴ OVC Tournament Semis/Finals (Nashville, Tenn.)

Home Games in BOLD

All Times Central and Subject to Change

TEAM NOTES

• Senior Will Ginn and junior DeAndre Bray give the Gamecocks the most potent assists tandem in the OVC and one of the best in the nation. In 2006-07, Bray led the OVC with 5.2 assists per game, while Ginn's 4.1 assists per contest ranked sixth in the league.

• Of the 16 players on the JSU roster, nine of them claim hometowns in the state of Alabama. JSU has three players from Calhoun County, led by senior guard Will Ginn, whose hometown of Alexandria is just 10 miles west of Jacksonville. Also included in that group are a trio of high school teammates from LeFlore High School in Mobile, Ala., freshmen J.J. Wesley, Zack Winston and Derrick Young.

• The Gamecocks have enjoyed tremendous success at Pete Mathews Coliseum since the 5,500-seat facility was built over 30 years ago. In its 33rd season JSU is a combined 366-93 since "The Pete" opened in the 1974-75 season. During that span, JSU has had only three losing seasons and one where it finished at .500 in home games.

Basic Information

Location: Jacksonville, Ala.
 Enrollment: 9,061
 Founded: 1883
 Nickname: Gamecocks
 Colors: Red and White
 President: Bill Meehan
 Athletic Director: Jim Fuller
 Arena (Capacity): Pete Mathews Coliseum (5,500)

Media Relations

Men's Basketball Contact: Josh Underwood
 Office Phone: (256) 782-5915
 Cell Phone: (256) 302-6140
 Fax: (256) 782-5958
 Email: underwood@jsu.edu
 Web site: www.JSUGamecockSports.com
 Press Row Phone: (256) 782-5528

Team Information

Players Returning/Lost: 7/7
 Starters Returning/Lost: 4/2
 2006-07 Record/OVC (Finish): 9-21/7-13 (9th)
 Postseason: none

All-Time Record: 1120-631 (.640)
 All-Time OVC Record: 28-44 (.389)
 Joined OVC: 2003

OVC Regular Season Titles

none

OVC Tournament Titles

none

NCAA Tournament Appearances

none


2007-08 ROSTER

No.	Name	Pos.	Ht.	Wt.	Yr.	Hometown (Last School)
0	Jeremy Bynum	G	6-2	170	R-Fr.	Oxford, Ala. (Oxford)
1	J.J. Wesley	G	5-9	175	Fr.	Mobile, Ala. (LeFlore)
2	Erwin Staten	G	6-4	175	So.	Huntsville, Ala. (J.O. Johnson)
3	Jonathan Toles	G	6-2	180	Jr.	Montgomery, Ala. (Bevill St.-Sumiton CC)
4	Derrick Young	G	6-4	190	Fr.	Mobile, Ala. (LeFlore)
5	DeAndre Bray	G	5-6	160	Jr.	Atlanta, Ga. (Mays)
10	Will Ginn	G	6-0	180	Sr.	Alexandria, Ala. (Gadsden State CC)
13	Ryan Mashburn	G	5-10	180	Jr.	Fort Payne, Ala. (Auburn University)
15	Zack Winston	F	6-6	220	Fr.	Mobile, Ala. (LeFlore)
22	Amadou Mbodji	F	6-10	235	So.	Kaolack, Senegal (Limamou Laye)
23	Ty Ford	G	5-10	165	Fr.	Piedmont, Ala. (Piedmont)
25	Joseph Wilson	G	6-4	170	So.	Alpharetta, Ga. (St. Francis)
30	Erik Adams	G	6-5	195	Sr.	Philadelphia, Pa. (Neosho County CC)
31	J.R. Weathers	F	6-7	230	Fr.	Greenwood, Miss. (Greenwood)
32	Jozay King	F	6-8	220	Jr.	Arlington, Ga. (Southern Union State CC)
33	Dorien Brown	F	6-7	218	Sr.	Lynn, Mass. (Northfield Mt. Herman Prep.)

COACHING STAFF

Head Coach Mike LaPlante

Alma Mater: Maine, 1989
Hometown: Holyoke, Mass.
Family: Wife - Leslie
 Children - Courtney, Jackson, McCormick, Kaylee
Career Record: 88-115 (7 yrs.)
School Record: same
OVC Record: 28-44
OVC Tournament Appearances: 2
NCAA Tournament Appearances: 0



Assistant Coaches

Don Moye 7th season (Framingham State, 1980)
 Joel VanMeter 5th season (Morehead State, 2000)
 Antoine Pettway 2nd season (Alabama, 2004)

Career Head Coaching Record

Year	School	Overall	Conf.	Year	School	Overall	Conf.
2000-01	Jacksonville State	9-19	6-12	2004-05	Jacksonville State	7-22	2-14
2001-02	Jacksonville State	13-16	8-12	2005-06	Jacksonville State	16-13	12-8
2002-03	Jacksonville State	20-10	10-6	2006-07	Jacksonville State	9-21	7-13
2003-04	Jacksonville State	14-14	7-9				

Coach LaPlante Facts

Served as an assistant coach at Yale (1989-91), Maine (1991-96) and Auburn (1996-00) prior to taking over as head coach at JSU...At each stop along the way he has helped the program to a school record for victories in a season (JSU - 20, Auburn - 29, Maine - 20, Yale - 19)...Has helped recruit and develop several NBA players and draft picks, including Mamadou N'Diaye (1st round, Denver Nuggets), Chris Porter (2nd round, Golden State Warriors), Pat Burke (Orlando Magic) and Adam Harrington (Dallas Mavericks)...Was a four-year letterwinner at the University of Maine, after leading Suffield Academy to a New England Prep Championship.

2006-07 STATISTICS


PLAYER	GP-GS	MIN	TOTAL			3-POINTERS			REBOUNDS			AVG	PF-FO	A	TO	BLK	STL	PTS-AVG	
			FG-FGA	PCT	FG-FGA	PCT	FT-FTA	PCT	OFF	DEF	TOT								
BRADLEY, Courtney	30-30	982	32.7	187-405	.462	32-92	.348	104-134	.776	76	134	210	7.0	94-6	35	86	7	43	510-17.0
Conference-Only	20-20	657	32.8	118-276	.428	24-74	.324	64-86	.744	40	90	130	6.5	61-3	24	51	5	30	324-16.2
BROWN, Dorien	19-17	448	23.6	78-166	.470	1-7	.143	61-116	.526	50	67	117	6.2	56-4	12	39	27	11	218-11.5
Conference-Only	11-9	250	22.7	41-82	.500	0-1	.000	32-60	.533	26	32	58	5.3	31-3	6	20	14	7	114-10.4
GINN, Will	30-30	1076	35.9	93-245	.380	61-179	.341	32-39	.821	10	72	82	2.7	43-0	122	71	4	28	279-9.3
Conference-Only	20-20	747	37.3	64-155	.413	41-117	.350	19-25	.760	4	55	59	3.0	25-0	76	45	2	13	188-9.4
SMITH, Nick	27-21	640	23.7	80-195	.410	35-113	.310	50-78	.641	32	47	79	2.9	70-1	30	33	5	23	245-9.1
Conference-Only	17-15	493	29.0	64-148	.432	29-85	.341	44-67	.657	25	40	65	3.8	50-0	26	24	4	18	201-11.8
CROW, Harold	30-17	609	20.3	108-190	.568	0-1	.000	30-50	.600	41	62	103	3.4	92-7	14	38	7	11	246-8.2
Conference-Only	20-15	414	20.7	82-133	.617	0-0	.000	16-25	.640	27	36	63	3.2	58-4	6	25	3	6	180-9.0
ADAMS, Erik	30-18	780	26.0	82-212	.387	11-41	.268	30-42	.714	51	108	159	5.3	59-0	31	36	12	28	205-6.8
Conference-Only	20-9	501	25.1	47-124	.379	7-19	.368	22-30	.733	37	73	110	5.5	39-0	20	25	9	20	123-6.2
THOMAS, Tracy	18-0	185	10.3	36-94	.383	17-53	.321	13-20	.650	5	15	20	1.1	25-0	2	13	1	8	102-5.7
Conference-Only	11-0	110	10.0	21-58	.362	10-34	.294	9-12	.750	5	10	15	1.4	15-0	0	9	0	1	61-5.5
MBODJI, Amadou	19-7	276	14.5	20-49	.408	0-1	.000	4-5	.800	22	48	70	3.7	50-2	4	8	23	6	44-2.3
Conference-Only	14-6	224	16.0	17-42	.405	0-0	.000	4-5	.800	19	37	56	4.0	38-1	2	7	19	5	38-2.7
BRAY, DeAndre	30-10	707	23.6	21-61	.344	6-27	.222	21-31	.677	11	52	63	2.1	59-0	156	81	1	47	69-2.3
Conference-Only	20-6	499	25.0	11-40	.275	2-17	.118	19-25	.760	8	36	44	2.2	39-0	105	53	1	29	43-2.2
STATEN, Erwin	14-0	91	6.5	10-27	.370	6-14	.429	6-7	.857	3	5	8	0.6	11-0	3	1	1	0	32-2.3
Conference-Only	9-0	60	6.7	5-15	.333	4-9	.444	0-0	.000	2	3	5	0.6	7-0	3	1	1	0	14-1.6
HARRIS, Jeremy	10-0	58	5.8	7-17	.412	2-5	.400	4-8	.500	7	3	10	1.0	14-1	0	3	0	3	20-2.0
Conference-Only	6-0	33	5.5	3-9	.333	0-2	.000	2-3	.667	5	1	6	1.0	7-0	0	2	0	2	8-1.3
SHELLWOOD, Reggie	16-0	147	9.2	7-28	.250	3-12	.250	8-9	.889	10	14	24	1.5	21-0	6	10	0	6	25-1.6
Conference-Only	8-0	34	4.3	2-5	.400	1-2	.500	1-2	.500	2	2	4	0.5	8-0	3	2	0	0	6-0.8
WILSON, Joseph	3-0	6	2.0	1-1	1.000	0-0	.000	0-0	.000	0	1	1	0.3	0-0	0	0	0	1	2-0.7
Conference-Only	0-0	0	0.0	0-0	.000	0-0	.000	0-0	.000	0	0	0	0.0	0-0	0	0	0	0	0-0.0
WORLEY, Jake	5-0	20	4.0	1-6	.167	0-2	.000	0-0	.000	0	4	4	0.8	2-0	1	0	1	0	2-0.4
Conference-Only	1-0	3	3.0	0-1	.000	0-1	.000	0-0	.000	0	0	0	0.0	0-0	1	0	0	0	0-0.0
Total	30	6025		731-1696	.431	174-547	.318	363-539	.673	353	684	1037	34.6	596-21	416	422	89	216	1999-66.6
Conference-Only	20	4025		475-1088	.437	118-361	.327	232-340	.682	220	447	667	33.3	378-11	272	267	58	131	1300-65.0
Opponents	30	6025		733-1684	.435	208-590	.353	472-674	.700	378	708	1086	36.2	485-5	401	402	69	198	2146-71.5
Conference-Only	20	4025		470-1096	.429	130-374	.348	294-419	.702	246	442	688	34.4	314-4	275	253	42	128	1364-68.2

Attendance		JSU	Opponents	Scoring By Period				Deadball Rebounds				
Total	30,306	41,599		1st	2nd	OT	Total	Off.	Def.	Total		
Home Games/Avg.	13/2,331	14/2,281		Jacksonville St.	948	1042	9	1999	Jacksonville St.	79	3	82
Neutral Sites/Avg.	-	3/3,220		Opponents	991	1145	10	2146	Opponents	88	1	89

2006-07 RESULTS (9-21, 7-13 OVC – Home: 6-7, Away: 2-12, Neutral: 1-2)

NOVEMBER			30	TENNESSEE STATE*	W, 72-64
11	at New Orleans	L, 66-54			
18	WOFFORD	L, 82-80			
21	REINHARDT	W, 95-72			
25	MASSACHUSETTS	L, 100-69			
DECEMBER					
1	at William and Mary ¹	L, 59-56			
2	vs. VMI ¹	W, 87-85			
7	SAMFORD*	L, 54-53			
9	TENNESSEE-MARTIN*	L, 70-67			
17	at Southeast Missouri*	W, 70-67			
19	at Murray State*	L, 72-71(ot)			
27	at UW-Green Bay ²	L, 90-67			
29	vs. Bowling Green ²	L, 77-69			
30	vs. Michigan Tech ²	L, 76-58			
JANUARY					
4	AUSTIN PEAY*	L, 78-63			
6	at Samford*	L, 64-63			
11	at Tennessee Tech*	L, 75-71			
13	at Tennessee State*	L, 83-74			
18	EASTERN KENTUCKY*	W, 66-56			
20	MOREHEAD STATE*	W, 67-62			
25	at Austin Peay*	L, 73-58			
27	at Tennessee-Martin*	L, 83-60			
			FEBRUARY		
1	at Eastern Illinois*	L, 73-59			
3	MURRAY STATE*	L, 63-61			
8	TENNESSEE TECH*	W, 72-71			
13	at Morehead State*	W, 57-52			
15	at Eastern Kentucky*	L, 63-51			
17	at Chattanooga ³	L, 75-64			
22	EASTERN ILLINOIS*	L, 69-65			
24	SOUTHEAST MISSOURI*	W, 78-72			

¹ William & Mary Tipoff Classic (Williamsburg, Va.)
² Oneida Casino Holiday Classic (Green Bay, Wis.)
³ O'Reilly ESPNU BracketBusters
 * Ohio Valley Conference Game
Home Games in Bold



Will Ginn
Senior • Guard
9.3 points, 4.1 assists, 2.7 rebounds/game



MOREHEAD STATE EAGLES

2007-08 SCHEDULE

NOVEMBER

1	MOUNTAIN STATE (exhibition)	6:30 p.m.
5	BEREA (exhibition)	6:00 p.m.
9	at Houston	8:00 p.m.
13	WESTERN ILLINOIS	6:00 p.m.
17	at Bowling Green	1:00 p.m.
21	at Oklahoma	7:00 p.m.
26	ALICE LLOYD	6:00 p.m.

DECEMBER

1	at Marshall	TBA
6	at Austin Peay*	7:30 p.m.
8	at Murray State*	7:30 p.m.
17	TENNESSEE-MARTIN*	TBA
19	EASTERN ILLINOIS*	6:30 p.m.
26	at Louisville	TBA

JANUARY

3	at Tennessee State*	7:30 p.m.
7	at Tennessee Tech*	7:30 p.m.
10	EASTERN KENTUCKY*	6:30 p.m.
12	at Tennessee-Martin* (ESPNU)	2:00 p.m.
17	SAMFORD*	6:30 p.m.
19	JACKSONVILLE STATE*	3:15 p.m.
24	at Southeast Missouri*	7:30 p.m.
26	at Eastern Illinois*	7:15 p.m.
29	TENNESSEE TECH*	6:30 p.m.

FEBRUARY

2	KENTUCKY CHRISTIAN	TBA
7	SOUTHEAST MISSOURI*	6:30 p.m.
9	MURRAY STATE*	3:15 p.m.
14	at Samford*	7:30 p.m.
16	at Jacksonville State*	4:00 p.m.
20	at Eastern Kentucky*	6:00 p.m.
23	at TBA ¹	TBA
28	TENNESSEE STATE*	6:30 p.m.

MARCH

1	AUSTIN PEAY*	6:30 p.m.
4	OVC Tournament ²	TBA
7-8	OVC Tournament ³	TBA

¹ O'Reilly ESPNU BracketBusters

² OVC Tournament First Round (campus sites)

³ OVC Tournament Semis/Finals (Nashville, Tenn.)

Home Games in BOLD

All Times Central and Subject to Change

TEAM NOTES

• Morehead State increased its win total last season by eight games (from four wins to 12 wins), among the top turnarounds in the country.

• The Eagles lost 67 percent of its scoring from a year ago and 58 percent of its rebounds. Four players who saw action last season return.

• Morehead spent Labor Day weekend on a team exhibition tour of Canada. The Eagles defeated Ryerson University 93-69, the University of Toronto 79-75 and the University of Guelph 63-55 and lost to York University 80-79 on a basket with 3.4 seconds remaining.

• Donnie Tyndall is one of three active OVC head basketball coaches (the others are Austin Peay's Carrie Daniels and UT Martin's Tara Tansil) to have played in an OVC Tournament and later coached his alma mater in the OVC Tournament.

Basic Information

Location: Morehead, Ky.
 Enrollment: 9,062
 Founded: 1887
 Nickname: Eagles
 Colors: Blue and Gold
 President: Dr. Wayne D. Andrews
 Athletic Director: Brian Hutchinson
 Arena (Capacity): ... Ellis T. Johnson Arena (6,500)

Media Relations

Men's Basketball Contact: Randy Stacy
 Office Phone: (606) 783-2500
 Home Phone: (606) 784-2922
 Fax: (606) 783-2550
 Email: r.stacy@moreheadstate.edu
 Web site: www.MSUEagles.com
 Press Row Phone: (606) 783-2500

Team Information

Players Returning/Lost 4/6
 Starters Returning/Lost 2/3
 2006-07 Record/OVC (Finish): .. 12-18/8-12 (7th/tie)
 Postseason: ... OVC Tournament First Round

All-Time Record: 956-925 (.508)
 All-Time OVC Record: 375-440 (.460)
 Joined OVC: 1948

OVC Regular Season Titles (9)

1956, 1957, 1961, 1963, 1969, 1972, 1974, 1984, 2003

OVC Tournament Titles (2)

1983, 1984

NCAA Tournament Appearances (5)

1956, 1957, 1961, 1983, 1984

2007-08 ROSTER

No.	Name	Pos.	Ht.	Wt.	Yr.	Hometown (Last School)
1	Maze Stallworth	F	6-4	205	So.	Elizabethtown, Ky. (John Hardin)
4	Cecil Brown	G	5-11	185	So.	Grand Rapids, Mich. (Godwin Heights)
5	T.J. Clark	G	6-2	190	Fr.	Cedar Hill, Texas (God's Academy Prep)
12	Andreas Coleman	F	6-7	215	Fr.	Danville, Ill. (Danville)
14	Jamyron Steward	G	6-2	185	Sr.	Buena Vista, Ga. (Chattahoochee Valley CC)
15	Nikola Stojakovic	G	6-2	195	Sr.	Belgrade, Serbia (Highland CC)
22	Demonte Harper	G	6-4	175	Fr.	Nashville, Tenn. (Whites Creek)
23	Les Simmons	G	6-7	205	Jr.	Mountainville, N.Y. (Cecil CC)
24	Derick Echols	F	6-5	200	Fr.	Brooklyn, N.Y. (Covenant Christian Academy)
25	John Lamb	G	6-1	180	Fr.	Indianola, Ind. (Indianola)
32	Royce Gaye	G/F	6-5	195	Jr.	Spring, Texas (Jacksonville College)
33	Leon Buchanan	G	6-5	200	Jr.	Albany, Ga. (Abraham Baldwin CC)
35	Kenneth Faried	F/C	6-8	215	Fr.	Newark, N.J. (Technology)
41	Dan Penick	F/C	6-8	240	Fr.	Ludlow, Ky. (Ludlow)

COACHING STAFF

Head Coach Donnie Tyndall

Alma Mater: Morehead State, 1993
Hometown: Grand Rapids, Mich.
Family: Wife - Christi
 Children - Taylor, Grace
Career Record: 12-18 (1 yr.)
School Record: same
OVC Record: 8-12
OVC Tournament Appearances: 1
NCAA Tournament Appearances: 0



Assistant Coaches

Barry Wortman 2nd season (Middle Tennessee, 1989)
 Chris Moore 2nd season (Kentucky State, 1991)
 Kevin McReynolds 1st season (Bloomsburg, 1991)

Career Head Coaching Record

Year	School	Overall	Conf.
2006-07	Morehead State	12-18	8-12

Coach Tyndall Facts

A former Morehead State player (1990-93) and alum, Tyndall returned to his alma mater as the 12th head coach in the program's history...Prior to being a head coach, Tyndall was an assistant coach at Iowa Central Community College (1994-96), St. Catharine College (1996-97), LSU (1997-01) and the associate head coach at Idaho (2001-02) and Middle Tennessee State (2002-06)...With at LSU on John Brady's staff, he helped recruit three classes that were ranked in the Top 25 nationally; three of his recruited student-athletes would go on to play in the NBA...In 2000, LSU won the SEC Championship and advanced to the Sweet 16 Round of the NCAA Tournament...At MTSU, Tyndall recruited two classes ranked in the Top 25 nationally and helped the Blue Raiders to an average of 17 victories per season alongside head coach Kermit Davis.

2006-07 STATISTICS

PLAYER	TOTAL					3-POINTERS			REBOUNDS										PTS-AVG
	GP-GS	MIN	AVG	FG-FGA	PCT	FG-FGA	PCT	FT-FTA	PCT	OFF	DEF	TOT	AVG	PF-FO	A	TO	BLK	STL	
WILLIAMS, Shaun	27-17	647	24.0	128-267	.479	2-14	.143	65-100	.650	60	97	157	5.8	75-2	41	76	11	22	323-12.0
Conference-Only	18-9	429	23.8	90-166	.542	2-8	.250	39-66	.591	39	63	102	5.7	52-1	25	44	8	10	221-12.3
PRYOR, Quentin	30-28	914	30.5	125-270	.463	50-136	.368	43-60	.717	46	92	138	4.6	65-1	63	53	17	34	343-11.4
Conference-Only	20-19	621	31.1	78-173	.451	34-94	.362	27-40	.675	30	61	91	4.6	46-0	46	34	11	20	217-10.9
BALLARD, Cordaryl	30-23	732	24.4	104-211	.493	16-48	.333	55-77	.714	60	64	124	4.1	79-3	30	41	2	26	279-9.3
Conference-Only	20-14	483	24.2	64-137	.467	11-37	.297	44-61	.721	36	47	83	4.2	53-3	19	27	1	16	183-9.2
STALLWORTH, Maze	30-4	534	17.8	76-177	.429	33-97	.340	32-45	.711	49	62	111	3.7	76-2	15	30	3	14	217-7.2
Conference-Only	20-3	366	18.3	51-123	.415	23-72	.319	23-33	.697	31	42	73	3.7	53-1	7	19	3	10	148-7.4
CALLAHAN, Brandon	28-11	699	25.0	75-197	.381	30-92	.326	20-33	.606	12	51	63	2.3	40-1	62	42	6	27	200-7.1
Conference-Only	18-3	419	23.3	44-118	.373	20-56	.357	13-21	.619	9	29	38	2.1	28-1	31	25	2	14	121-6.7
STEWART, Jamyron	30-5	661	22.0	61-179	.341	22-87	.253	35-47	.745	19	49	68	2.3	48-1	51	27	3	14	179-6.0
Conference-Only	20-4	430	21.5	46-121	.380	12-57	.211	25-33	.758	16	28	44	2.2	36-1	36	19	1	9	129-6.5
CRUTCHER, Vincent	27-15	368	13.6	52-95	.547	2-5	.400	19-33	.576	36	33	69	2.6	32-1	11	19	2	6	125-4.6
Conference-Only	20-13	289	14.5	42-75	.560	1-3	.333	13-20	.650	27	20	47	2.4	24-0	11	14	2	5	98-4.9
STOJAKOVIC, Nikola	30-29	771	25.7	38-103	.369	6-31	.194	39-71	.549	19	64	83	2.8	78-2	125	66	2	28	121-4.0
Conference-Only	20-19	553	27.7	25-70	.357	2-20	.100	30-58	.517	8	45	53	2.7	57-2	89	47	1	19	82-4.1
BROWN, Cecil	30-16	554	18.5	41-106	.387	22-67	.328	15-27	.556	6	42	48	1.6	41-0	54	52	0	10	119-4.0
Conference-Only	20-14	377	18.9	27-74	.365	14-44	.318	8-13	.615	4	36	40	2.0	30-0	34	37	0	3	76-3.8
ALLEN, Ryan	13-2	107	8.2	12-34	.353	0-0	.000	2-9	.222	11	10	21	1.6	27-1	2	9	8	1	26-2.0
Conference-Only	5-2	31	6.2	3-7	.429	0-0	.000	0-0	.000	3	1	4	0.8	8-0	1	2	1	1	6-1.2
REISZ, Clinton	6-0	15	2.5	1-5	.200	0-0	.000	2-2	1.000	2	4	6	1.0	7-0	1	3	0	0	4-0.7
Conference-Only	2-0	4	2.0	1-1	1.000	0-0	.000	0-0	.000	1	1	2	1.0	4-0	0	0	0	0	2-1.0
Total	30	6000		713-1644	.434	183-577	.317	327-504	.649	373	632	1005	33.5	568-14	455	422	54	182	1936-64.5
Conference-Only	20	4000		471-1065	.442	119-391	.304	222-345	.643	236	415	651	32.5	391-9	299	270	30	107	1283-64.2
Opponents	30	6000		659-1442	.457	225-576	.391	419-603	.695	257	649	906	30.2	540-12	442	461	100	163	1962-65.4
Conference-Only	20	4000		430-936	.459	153-395	.387	295-424	.696	166	421	587	29.4	362-9	300	295	63	102	1308-65.4

Attendance

Total	37,098
Home Games/Avg.	16/2,319
Neutral Sites/Avg.	-

MOR

39,919
14/2,851
0/0

Opponents

Scoring By Period

	1st	2nd	OT	Total
Morehead State	859	1077	-	1936
Opponents	975	987	-	1962

Deadball Rebounds

	Off.	Def.	Total
Morehead State	84	3	87
Opponents	75	2	77

2006-07 RESULTS (12-18, 8-12 OVC – Home: 8-8, Away: 4-10, Neutral: 0-0)

NOVEMBER

10	at Penn State	L, 63-46
13	ASBURY	W, 80-57
17	at South Alabama	L, 70-55
21	EAST TENNESSEE	W, 77-56
29	MARSHALL	L, 81-80

DECEMBER

2	at Western Illinois	W, 57-56
7	AUSTIN PEAY*	W, 70-66
9	MURRAY STATE*	L, 70-67
18	at Tennessee-Martin*	W, 56-55
20	at Eastern Illinois*	W, 71-63
23	INDIANA-SOUTH BEND	W, 90-66
30	CENTRAL MICHIGAN	L, 52-51


JANUARY

2	TENNESSEE STATE*	W, 62-60
6	TENNESSEE TECH*	W, 82-71
9	at Eastern Kentucky*	L, 73-65
13	TENNESSEE-MARTIN*	W, 70-48
18	at Samford*	L, 66-53
20	at Jacksonville State*	L, 67-62
24	SOUTHEAST MISSOURI*	L, 61-59
27	EASTERN ILLINOIS*	L, 65-62
29	at Tennessee Tech*	L, 65-52

FEBRUARY

1	EASTERN KENTUCKY*	L, 69-61
8	at Southeast Missouri*	L, 81-78
10	at Murray State*	L, 74-62
13	JACKSONVILLE STATE*	L, 57-52
15	SAMFORD*	W, 71-58
17	BOWLING GREEN¹	L, 90-72
22	at Tennessee State*	L, 62-46
24	at Austin Peay*	W, 82-77
27	at Eastern Kentucky ²	L, 63-45

¹ O'Reilly ESPNU BracketBusters
² O'Reilly OVC Tournament First Round Game
 * Ohio Valley Conference Game
 Home Games in Bold



Maze Stallworth
 Sophomore • Guard
 Two-Time OVC Freshman of the Week



MURRAY STATE RACERS

2007-08 SCHEDULE

NOVEMBER

3	BETHEL (exhibition)	7:30 p.m.
10	RIDER	7:00 p.m.
17	at Western Kentucky	TBA
23	AVILA	7:00 p.m.
26	ARKANSAS STATE	7:00 p.m.

DECEMBER

1	at Mississippi State	TBA
5	EASTERN KENTUCKY*	7:00 p.m.
8	MOREHEAD STATE*	7:30 p.m.
18	at Jacksonville State*	7:30 p.m.
20	at Samford*	7:30 p.m.
29	vs. TBA ¹	TBA
30	vs. TBA ¹	TBA

JANUARY

3	at Eastern Illinois*	7:15 p.m.
5	TENNESSEE STATE*	7:30 p.m.
7	at Southeast Missouri*	7:30 p.m.
10	AUSTIN PEAY*	7:30 p.m.
15	INDIANA-SOUTH BEND	7:00 p.m.
19	at Tennessee-Martin*	6:00 p.m.
24	TENNESSEE TECH*	7:30 p.m.
26	SOUTHEAST MISSOURI* (ESPN2)	TBA
29	SAMFORD*	7:00 p.m.
31	at Austin Peay*	7:30 p.m.

FEBRUARY

2	JACKSONVILLE STATE*	7:30 p.m.
7	at Eastern Kentucky* (ESPNU)	8:00 p.m.
9	at Morehead State*	3:15 p.m.
14	at Tennessee State*	7:30 p.m.
16	EASTERN ILLINOIS*	7:30 p.m.
23	TBA ²	TBA
28	at Tennessee Tech* (ESPNU)	6:00 p.m.

MARCH

1	TENNESSEE-MARTIN*	7:30 p.m.
4	OVC Tournament ³	TBA
7-8	OVC Tournament ⁴	TBA

¹ Dr. Pepper Classic (Chattanooga, Tenn.)

² O'Reilly ESPNU BracketBusters

³ OVC Tournament First Round (campus sites)

⁴ OVC Tournament Semis/Finals (Nashville, Tenn.)

Home Games in BOLD

All Times Central and Subject to Change

TEAM NOTES

• Entering this season, Murray State has compiled 20 consecutive winning seasons, tied for the fifth longest streak nationally. The team trails only Syracuse (37), Oklahoma (26), Kansas (24) and Arizona (23) on the list.

• The Racers have won their home opener in each of the last 17 years. This season the team opens at home with Rider, who was their 2007 O'Reilly ESPN BracketBusters opponent.

• Murray State was stingy last season, as the Racers led the OVC in both field goal (.411) and 3-point defense (.353).

• The Racers have been nearly unbeatable at the Regional Special Events Center, compiling a 105-21 record since the building opened in 1998. Last season the team had a 15-game home-court winning streak, which was the 11th longest nationally at the time it ended.

Basic Information

Location: Murray, Ky.
 Enrollment: 10,350
 Founded: 1922
 Nickname: Racers
 Colors: Navy and Gold
 President: Dr. Randy Dunn
 Athletic Director: Allen Ward
 Arena: . Regional Special Events Center (8,500)

Media Relations

Men's Basketball Contact: Dave Winder
 Office Phone: (270) 809-4271
 Cell Phone: (270) 293-0566
 Fax: (270) 809-6814
 Email: dave.winder@murraystate.edu
 Web site: www.GoRacers.com
 Press Row Phone: (270) 809-5551

Team Information

Players Returning/Lost 9/7
 Starters Returning/Lost 3/2
 2006-07 Record/OVC (Finish): ... 16-14/13-7 (2nd/tie)
 Postseason: ... OVC Tournament First Round

All-Time Record: 1356-783 (.634)
 All-Time OVC Record: 527-294 (.642)
 Joined OVC: 1948

OVC Regular Season Titles (20)

1951, 1964, 1968, 1969, 1980, 1982, 1983, 1988, 1989, 1990, 1991, 1992, 1994, 1995, 1996, 1997, 1998, 1999, 2000, 2006

OVC Tournament Titles (13)

1951, 1964, 1988, 1990, 1991, 1992, 1995, 1997, 1998, 1999, 2002, 2004, 2006

NCAA Tournament Appearances (13)

1964, 1969, 1988, 1990, 1991, 1992, 1995, 1997, 1998, 1999, 2002, 2004, 2006

2007-08 ROSTER

No.	Name	Pos.	Ht.	Wt.	Yr.	Hometown (Last School)
1	Bruce Carter	G	6-4	200	Sr.	Detroit, Mich. (Fort Smith JC)
2	Matt Fralix	G	6-4	180	Fr.	Fredonia, Ky. (Caldwell County)
3	Ray George	G	6-4	190	Sr.	Decatur, Ga. (Mt. Zion)
4	Tyler Holloway	G	6-2	175	Jr.	Decatur, Ga. (Austin)
10	Kevin Thomas	G	6-1	170	R-Jr.	Ft. Lauderdale, Fla. (Compton JC)
12	Danero Thomas	F	6-4	190	So.	New Orleans, La. (Mt. Zion)
25	Marvin Williams	F	6-6	215	So.	Lake Wales, Fla. (Lake Wales)
32	Jared Key	F	6-5	175	Jr.	Lone Oak, Ky. (Lone Oak)
33	Jewuan Long	G	6-1	180	Fr.	Jackson, Tenn. (Liberty Tech)
35	Tarod Sanders	F	6-6	250	Jr.	Atlanta, Ga. (Coffeyville CC)
43	Tony Easley	F	6-9	200	So.	Auburn, Ala. (Auburn)
44	Ivan Evans	F	6-4	200	Jr.	Philadelphia, Pa. (Barton County CC)
50	George Fotso	C	6-8	240	So.	Doula, Cameroon (Piney Woods)

COACHING STAFF

Head Coach Billy Kennedy

Alma Mater: Southeastern Louisiana, 1986

Hometown: Metairie, La.

Family: Wife - Mary

..... Children - Will, Lexi, Brooks, Anna Cate

Career Record: 118-129 (9 yrs.)

School Record: 16-14 (1 yr.)

OVC Record: 13-7

OVC Tournament Appearances: 1

NCAA Tournament Appearances: 1

Assistant Coaches

Steve Prohm 2nd season (Alabama, 1997)

Jamall Walker 1st season (Saint Louis, 2000)

Isaac Chew 1st season (Avila, 1999)

Josh Gibson (Ops) 1st season (Murray State, 2003)



Career Head Coaching Record

Year	School	Overall	Conf.	Year	School	Overall	Conf.
1997-98	Centenary	10-20	8-8	2002-03	Southeastern Louisiana	11-16	9-11
1998-99	Centenary	14-14	9-7	2003-04	Southeastern Louisiana	20-9	11-5
1999-00	Southeastern Louisiana	10-17	5-13	2004-05	Southeastern Louisiana	24-9	13-3
2000-01	Southeastern Louisiana	8-21	5-15	2006-07	Murray State	16-14	13-7
2001-02	Southeastern Louisiana	7-20	6-14				

Coach Kennedy Facts

Kennedy was named the 14th head coach in Murray State history on April 12, 2006...He has 22 years of experience at the collegiate level, nine of those as a head coach...Kennedy has been part of six NCAA Tournament team staffs at four different schools (Southeastern Louisiana, California, Wyoming and New Orleans)...He has coached 11 players that have gone on to play in the NBA and even one that played in the NFL...Immediately prior to coaching at Murray State, Kennedy served one season as an assistant at Miami (Florida).

2006-07 STATISTICS

PLAYER	GP-GS	MIN	TOTAL			3-POINTERS			REBOUNDS			AVG	PF-FO	A	TO	BLK	STL	PTS-AVG	
			FG-FGA	PCT	FT-FTA	PCT	OFF	DEF	TOT										
CARTER, Bruce	30-19	826	27.5	141-318	.443	22-68	.324	60-81	.741	49	112	161	5.4	71-3	57	71	4	28	364-12.1
Conference-Only	20-17	612	30.6	103-229	.450	15-47	.319	47-65	.723	39	80	119	6.0	43-2	39	43	4	19	268-13.4
HOLLOWAY, Tyler	29-23	924	31.9	97-240	.404	55-156	.353	58-67	.866	10	39	49	1.7	32-0	70	42	0	17	307-10.6
Conference-Only	19-13	615	32.4	61-154	.396	35-103	.340	48-56	.857	5	25	30	1.6	21-0	45	23	0	10	205-10.8
WITHERSPOON, Shawn	29-28	812	28.0	115-246	.467	30-77	.390	40-53	.755	46	113	159	5.5	82-3	44	62	12	35	300-10.3
Conference-Only	19-19	538	28.3	76-163	.466	19-48	.396	27-39	.692	35	77	112	5.9	57-2	33	36	8	22	198-10.4
GEORGE, Ray	19-10	391	20.6	50-124	.403	12-39	.308	36-51	.706	5	40	45	2.4	47-3	49	68	10	15	148-7.8
Conference-Only	17-10	355	20.9	47-114	.412	12-37	.324	35-49	.714	4	35	39	2.3	40-2	43	64	10	14	141-8.3
HORTON, Ed	30-29	917	30.6	74-181	.409	25-63	.397	50-60	.833	19	61	80	2.7	90-5	96	53	5	44	223-7.4
Conference-Only	20-19	619	31.0	47-119	.395	16-41	.390	37-47	.787	13	47	60	3.0	55-3	62	33	3	28	147-7.4
WILLIAMS, Marvin	24-8	336	14.0	50-96	.521	3-11	.273	21-35	.600	27	39	66	2.8	40-0	9	16	12	10	124-5.2
Conference-Only	14-7	191	13.6	30-61	.492	0-2	.000	13-24	.542	18	20	38	2.7	25-0	5	11	4	7	73-5.2
THOMAS, Danero	28-8	458	16.4	46-126	.365	17-56	.304	34-48	.708	20	50	70	2.5	45-2	29	43	8	21	143-5.1
Conference-Only	19-3	285	15.0	31-78	.397	12-32	.375	23-34	.676	14	29	43	2.3	30-1	15	24	5	16	97-5.1
PAUL, Dwayne	29-8	463	16.0	50-95	.526	5-14	.357	21-57	.368	42	59	101	3.5	45-0	28	31	1	17	126-4.3
Conference-Only	20-4	316	15.8	34-68	.500	2-7	.286	13-34	.382	29	48	77	3.9	32-0	18	17	0	11	83-4.2
KENNEDY, Rob	20-7	225	11.3	28-61	.459	3-6	.500	26-37	.703	15	20	35	1.8	39-1	8	17	11	5	85-4.3
Conference-Only	12-4	146	12.2	16-37	.432	2-3	.667	15-25	.600	11	13	24	2.0	25-0	4	14	7	4	49-4.1
THOMAS, Kevin	4-0	56	14.0	4-8	.500	3-5	.600	3-4	.750	1	5	6	1.5	3-0	3	5	0	1	14-3.5
Conference-Only	4-0	56	14.0	4-8	.500	3-5	.600	3-4	.750	1	5	6	1.5	3-0	3	5	0	1	14-3.5
EASLEY, Tony	25-3	328	13.1	33-51	.647	0-0	.000	11-25	.440	37	44	81	3.2	59-3	8	11	18	8	77-3.1
Conference-Only	16-2	215	13.4	19-29	.655	0-0	.000	10-20	.500	19	30	49	3.1	40-3	5	6	11	5	48-3.0
PARKER, Curtis	17-5	163	9.6	17-36	.472	0-0	.000	6-14	.429	14	18	32	1.9	31-0	4	12	1	5	40-2.4
Conference-Only	10-2	73	7.3	6-9	.667	0-0	.000	3-9	.333	3	5	8	0.8	14-0	3	6	0	3	15-1.5
ARD, Daniel	13-0	94	7.2	10-20	.500	1-2	.500	9-14	.643	3	9	12	0.9	12-0	2	7	0	6	30-2.3
Conference-Only	6-0	28	4.7	2-4	.500	1-1	1.000	1-2	.500	0	2	2	0.3	4-0	1	2	0	1	6-1.0
FOTSO, George	11-2	102	9.3	5-15	.333	0-0	.000	0-3	.000	4	13	17	1.5	15-0	0	6	2	2	10-0.9
Conference-Only	5-0	49	9.8	3-8	.375	0-0	.000	0-0	.000	2	7	9	1.8	9-0	0	1	2	0	6-1.2
KEY, Jarad	4-0	6	1.5	1-2	.500	0-1	.000	0-0	.000	0	0	0	0.0	0-0	2	0	0	0	2-0.5
Conference-Only	2-0	2	1.0	0-0	.000	0-0	.000	0-0	.000	0	0	0	0.0	0-0	1	0	0	0	0-0.0
Total	30	6100		721-1619	.445	176-498	.353	375-549	.683	341	675	1016	33.9	612-20	409	452	84	214	1993-66.4
Conference-Only	20	4100		479-1081	.443	117-326	.359	275-408	.674	229	465	694	34.7	398-13	277	289	54	141	1350-67.5
Opponents	30	6100		644-1566	.411	181-589	.307	504-695	.725	342	656	998	33.3	516-12	384	434	78	189	1973-65.8
Conference-Only	20	4100		435-1081	.402	115-386	.298	312-446	.700	246	450	696	34.8	361-10	269	287	49	120	1297-64.8

Attendance	MUR	Opponents	Scoring By Period				Deadball Rebounds				
			1st	2nd	OT	Total	Off.	Def.	Total		
Total	41,726	61,836	Murray State	936	1015	42	1993	Murray State	73	1	74
Home Games/Avg.	13/3,210	15/3,845	Opponents	920	1005	48	1973	Opponents	96	1	97
Neutral Sites/Avg.	-	2/2,078									

2006-07 RESULTS (16-14, 13-7 OVC – Home: 8-5, Away: 8-7, Neutral: 0-2)

NOVEMBER

10	vs. San Diego State ¹	L, 87-84
11	vs. Seattle Pacific ¹	L, 76-68
12	at Saint Mary's (Calif.) ¹	L, 62-44
16	BELHAVEN	W, 73-72
19	at Southern Illinois	L, 62-42
25	EASTERN ILLINOIS*	W, 53-50
28	at Illinois-Chicago	L, 74-68

DECEMBER

1	at Tennessee	L, 89-64
4	ANDERSON	W, 78-33
7	at Eastern Kentucky*	L, 72-66(ot)
9	at Morehead State*	W, 70-67
19	JACKSONVILLE STATE*	W, 72-71(ot)
21	SAMFORD*	L, 55-44

JANUARY

2	at Eastern Illinois*	W, 73-62
4	at Tennessee State*	W, 86-83(ot)
8	SOUTHEAST MISSOURI*	L, 96-85
16	at Austin Peay*	L, 68-59
20	TENNESSEE-MARTIN*	W, 78-65
23	at Tennessee Tech*	L, 63-52
27	at Southeast Missouri*	W, 85-67
29	at Samford*	W, 57-51

FEBRUARY

1	AUSTIN PEAY*	W, 77-68
3	at Jacksonville State*	W, 63-61
8	EASTERN KENTUCKY*	L, 64-62
10	MOREHEAD STATE*	W, 74-62
14	TENNESSEE STATE*	L, 64-60(ot)
17	at Rider ²	W, 58-51
22	TENNESSEE TECH*	W, 60-56
24	at Tennessee-Martin*	W, 74-52
27	SAMFORD³	L, 70-60

¹ Shamrock Invitational (Moraga, Calif.)

² O'Reilly ESPNU BracketBusters

³ O'Reilly OVC Tournament First Round Game

* Ohio Valley Conference Game

Home Games in Bold



Bruce Carter
Senior • Guard
2007 All-OVC 2nd Team & All-Newcomer Team



SAMFORD BULLDOGS

2007-08 SCHEDULE

NOVEMBER

1	OGLETHORPE (exhibition)	7:00 p.m.
5	LINDSEY WILSON (exhibition)	7:30 p.m.
11	at Evansville	2:30 p.m.
15	BELMONT	7:00 p.m.
20	TOWSON	7:00 p.m.
24	BREWTON PARKER	2:00 p.m.
26	at Lipscomb	7:00 p.m.

DECEMBER

2	at Florida State	1:00 p.m.
6	JACKSONVILLE STATE* (ESPNU)	6:00 p.m.
15	REINHARDT	2:00 p.m.
18	SOUTHEAST MISSOURI*	7:30 p.m.
20	MURRAY STATE*	7:30 p.m.
29	at Clemson	3:00 p.m.

JANUARY

3	at Tennessee Tech*	7:00 p.m.
5	at Tennessee-Martin*	6:00 p.m.
7	at Jacksonville State*	7:30 p.m.
10	TENNESSEE STATE*	7:30 p.m.
12	TENNESSEE TECH*	7:00 p.m.
17	at Morehead State*	6:30 p.m.
19	at Eastern Kentucky*	6:00 p.m.
24	TENNESSEE-MARTIN*	7:30 p.m.
26	AUSTIN PEAY*	7:00 p.m.
29	at Murray State*	7:00 p.m.
31	at Tennessee State*	7:30 p.m.

FEBRUARY

2	EASTERN ILLINOIS*	7:00 p.m.
9	at Austin Peay*	7:30 p.m.
14	MOREHEAD STATE*	7:30 p.m.
16	EASTERN KENTUCKY*	7:00 p.m.
23	at TBA ¹	TBA
28	at Southeast Missouri*	7:30 p.m.

MARCH

1	at Eastern Illinois*	7:15 p.m.
4	OVC Tournament ²	TBA
7-8	OVC Tournament ³	TBA

¹ O'Reilly ESPNU BracketBusters

² OVC Tournament First Round (campus sites)

³ OVC Tournament Semis/Finals (Nashville, Tenn.)

Home Games in BOLD

All Times Central and Subject to Change

TEAM NOTES

• This season, Samford will begin play in its brand-new, 32-million-dollar Pete Hanna Center. The state-of-the-art arena and recreation center will seat 5,000 fans and will also house the athletic department's offices, training room and weight room.

• The 2007-08 campaign will be Samford's final season as a member of the Ohio Valley Conference. In the Bulldogs' four years in the league, they have compiled a 43-29 record against OVC opponents and have advanced to the semifinal round of the conference tournament twice. Samford will begin play in the Southern Conference in 2008-09.

• The Bulldogs will only have three upperclassmen on this season's team and will have one of the youngest squads in the OVC this year. Samford will be led by seniors Joe Ross Merritt, Travis Peterson and Curtis West, and they will be joined by four sophomores and six freshmen.

Basic Information

Location: Birmingham, Ala.
 Enrollment: 4,507
 Founded: 1841
 Nickname: Bulldogs
 Colors: Red and Blue
 President: Dr. Andrew Westmoreland
 Athletic Director: Bob Roller
 Arena (Capacity): Pete Hanna Center (5,000)

Media Relations

Men's Basketball Contact: Zac Schrieber
 Office Phone: (205) 726-2802
 Cell Phone: (205) 532-3477
 Fax: (205) 726-2545
 Email: zdschrie@samford.edu
 Web site: www.SamfordSports.com
 Press Row Phone: (205) 726-2377

Team Information

Players Returning/Lost 7/3
 Starters Returning/Lost 3/2
 2006-07 Record/OVC (Finish): ... 16-16/12-8 (5th)
 Postseason: ... OVC Tournament Semifinals
 All-Time Record: 953-1138 (.456)
 All-Time OVC Record: 43-29
 Joined OVC: 2003

OVC Regular Season Titles

none

OVC Tournament Titles

none

NCAA Tournament Appearances (2)

1999, 2000

2007-08 ROSTER

No.	Name	Pos.	Ht.	Wt.	Yr.	Hometown (Last School)
1	Curtis West	G	6-0	180	Sr.	Baton Rouge, La. (Redemptorist)
2	Savoy Fraine	F	6-8	200	So.	Granada Hills, Calif. (Granada Hills)
3	Jim Griffin	F	6-7	205	So.	Chicago, Ill. (Marist)
4	Josh Davis	G	6-4	200	Fr.	Lubbock, Texas (Monterey)
5	Joe Ross Merritt	G	6-4	200	Sr.	Oklahoma City, Okla. (Bishop McGuinness)
10	Josh Bedwell	G	6-0	170	Fr.	Hartselle, Ala. (Priceville)
11	Trey Montgomery	G	6-4	180	So.	Destrehan, La. (Destrehan)
13	Bryan Friday	F	6-6	210	So.	Grapevine, Texas (Colleyville Heritage)
21	Matt Robertson	F	6-7	215	R-Fr.	Birmingham, Ala. (Briarwood Christian)
23	Matthew Friday	F	6-8	220	Fr.	Grapevine, Texas (Colleyville Heritage)
32	Andy King	F	6-8	225	R-Fr.	Omaha, Neb. (Creighton Prep)
42	Travis Peterson	C	6-10	240	Sr.	Glendale, Ariz. (Mountain Ridge)
44	Gaby Bermudez	G	6-4	185	R-Fr.	Miami, Fla. (Belen Jesuit Prep)

COACHING STAFF

Head Coach Jimmy Tillette

Alma Mater: Our Lady of Holy Cross, 1975
 Hometown: New Orleans, La.
 Family: Children - Tristan

Career Record: 165-129 (10 yrs.)
 School Record: same
 OVC Record: 43-29
 OVC Tournament Appearances: 4
 NCAA Tournament Appearances: 2

Assistant Coaches

Paul Kelly 11th season (Tulane, 1987)
 Lee Burgess 5th season (Samford, 2001)
 Derrick Jones 3rd season (Samford, 2001)
 Jay Welborn (Operations) ... 2nd season (Samford, 2001)



Career Head Coaching Record

Year	School	Overall	Conf.	Year	School	Overall	Conf.
1997-98	Samford	14-13	9-7	2002-03	Samford	13-15	9-7
1998-99	Samford	24-6	15-1	2003-04	Samford	12-16	7-9
1999-00	Samford	21-11	12-6	2004-05	Samford	15-13	10-6
2000-01	Samford	15-14	12-8	2005-06	Samford	20-11	14-6
2001-02	Samford	15-14	12-8	2006-07	Samford	16-16	12-8

Coach Tillette Facts

Tillette enters his 11th season as head coach at Samford in 2007-08; he has also been an assistant coach at three schools - Mississippi State (1989-90), Tulane (1990-91) and Samford (1991-97)...He is the only coach in Samford history to record back-to-back 20-win seasons (1999-00 and 2000-01) at Samford...Prior to Samford joining the OVC, Tillette led the team to a 15-1 Atlantic Sun season in 1998-99 and followed that up with a 12-6 mark the following year; the team advanced to the NCAA Tournament in each of those seasons.

2006-07 STATISTICS

PLAYER	TOTAL					3-POINTERS			REBOUNDS					PF-FO	A	TO	BLK	STL	PTS-AVG
	GP-GS	MIN	AVG	FG-FGA	PCT	FG-FGA	PCT	FT-FTA	PCT	OFF	DEF	TOT	AVG						
GULINA, Randall	32-31	1067	33.3	184-400	.460	80-214	.374	131-164	.799	30	78	108	3.4	61-2	37	51	1	27	579-18.1
Conference-Only	20-19	651	32.5	110-249	.442	50-137	.365	73-93	.785	23	53	76	3.8	33-1	25	34	0	18	343-17.2
PETERSON, Travis	32-32	1036	32.4	133-284	.468	52-149	.349	44-60	.733	32	127	159	5.0	79-4	78	64	36	20	362-11.3
Conference-Only	20-20	659	33.0	89-178	.500	33-92	.359	32-43	.744	17	80	97	4.9	45-3	48	39	27	16	243-12.2
SMITH, Jerry	32-32	1183	37.0	102-207	.493	30-95	.316	94-122	.770	21	129	150	4.7	62-1	121	77	1	34	328-10.3
Conference-Only	20-20	741	37.0	52-116	.448	14-54	.259	54-67	.806	15	83	98	4.9	43-1	79	51	0	20	172-8.6
MERRITT, Joe Ross	32-29	973	30.4	102-225	.453	50-141	.355	28-42	.667	26	84	110	3.4	81-3	44	39	7	20	282-8.8
Conference-Only	20-20	620	31.0	64-140	.457	35-94	.372	15-21	.714	17	58	75	3.8	57-2	29	24	3	13	178-8.9
WEST, Curtis	31-25	957	30.9	65-159	.409	26-94	.277	31-51	.608	27	51	78	2.5	62-2	63	44	1	36	187-6.0
Conference-Only	19-17	607	31.9	40-104	.385	17-65	.262	18-30	.600	16	30	46	2.4	33-0	46	32	1	23	115-6.1
BLACK, Jason	32-11	626	19.6	25-64	.391	4-16	.250	15-29	.517	28	50	78	2.4	50-2	34	23	4	20	69-2.2
Conference-Only	20-4	355	17.8	18-38	.474	2-8	.250	11-20	.550	20	34	54	2.7	29-1	17	14	4	13	49-2.5
FRIDAY, Bryan	29-0	236	8.1	22-53	.415	9-28	.321	3-6	.500	3	13	16	0.6	17-0	10	11	1	4	56-1.9
Conference-Only	19-0	161	8.5	16-35	.457	6-17	.353	2-4	.500	2	10	12	0.6	12-0	6	8	1	2	40-2.1
FRAINE, Savoy	6-0	12	2.0	2-4	.500	1-2	.500	0-0	.000	0	1	1	0.2	1-0	0	1	0	0	5-0.8
Conference-Only	3-0	5	1.7	0-1	.000	0-1	.000	0-0	.000	0	0	0	0.0	1-0	0	0	0	0	0-0.0
GRIFFIN, Jim	31-0	262	8.5	6-20	.300	0-8	.000	8-14	.571	15	16	31	1.0	46-0	26	14	0	4	20-0.6
Conference-Only	19-0	156	8.2	3-12	.250	0-5	.000	5-8	.625	5	11	16	0.8	22-0	15	5	0	2	11-0.6
MONTGOMERY, Trey	24-0	72	3.0	3-21	.143	0-8	.000	4-5	.800	3	3	6	0.3	8-0	4	3	0	3	10-0.4
Conference-Only	16-0	44	2.8	2-11	.182	0-6	.000	4-5	.800	2	3	5	0.3	5-0	3	3	0	2	8-0.5
Total	32	6425		644-1437	.448	252-755	.334	358-493	.726	214	609	823	25.7	467-14	417	334	51	168	1898-59.3
Conference-Only	20	4000		394-884	.446	157-479	.328	214-291	.735	134	396	530	26.5	280-8	268	217	36	109	1159-58.0
Opponents	32	6425		718-1545	.465	178-507	.351	320-438	.731	295	664	959	30.0	495-14	349	319	67	163	1934-60.4
Conference-Only	20	4000		423-958	.442	107-317	.338	189-262	.721	187	402	589	29.5	299-7	214	204	30	107	1142-57.1

Attendance

	SAM	Opponents
Total	21,161	86,523
Home Games/Avg.	13/1,628	16/4,136
Neutral Sites/Avg.	-	3/6,781

Scoring By Period

	1st	2nd	OT	Total
Samford	829	1056	13	1898
Opponents	841	1085	8	1934

Deadball Rebounds

	Off.	Def.	Total
Samford	47	2	49
Opponents	40	2	42

2006-07 RESULTS (16-16, 12-8 OVC – Home: 9-4, Away: 6-10, Neutral: 1-2)

NOVEMBER

10	at #1 Florida	L, 79-54
14	TENNESSEE-TEMPLE	W, 83-59
16	at Towson	L, 69-62
22	at #15 Arizona	L, 86-57
28	OHIO	W, 80-66

DECEMBER

2	at South Alabama	L, 59-54
7	at Jacksonville State*	W, 54-53
19	at Southeast Missouri*	W, 65-64
21	at Murray State*	W, 55-44
27	vs. Mississippi Valley St. ¹	W, 64-59(ot)
28	vs. Wright State ¹	L, 61-50
29	at #17 LSU ¹	L, 60-45

JANUARY

2	TENNESSEE TECH*	W, 68-65
4	TENNESSEE-MARTIN*	W, 55-41
6	JACKSONVILLE STATE*	W, 64-63
11	at Tennessee State*	L, 59-41
14	at Tennessee Tech*	L, 73-59
18	MOREHEAD STATE*	W, 66-53
20	EASTERN KENTUCKY*	W, 55-46
25	at Tennessee-Martin*	W, 71-66
27	at Austin Peay*	L, 66-48

29 **MURRAY STATE*** L, 57-51

FEBRUARY

1	TENNESSEE STATE*	W, 70-60
3	at Eastern Illinois*	W, 53-48
10	AUSTIN PEAY*	L, 52-50
13	at Eastern Kentucky*	L, 46-38
15	at Morehead State*	L, 71-58
17	EVANSVILLE ²	L, 69-65
22	SOUTHEAST MISSOURI*	L, 70-67
24	EASTERN ILLINOIS*	W, 71-45
27	at Murray State ³	W, 70-60

MARCH

2 vs. Austin Peay ⁴ L, 65-55

¹ Hispanic College Funds Classic (Baton Rouge, La.)


² O'Reilly ESPNU BracketBusters

³ O'Reilly OVC Tournament First Round Game

⁴ O'Reilly OVC Semis/Finals (Nashville, Tenn.)

* Ohio Valley Conference Game

Home Games in Bold



Curtis West
Senior • Guard
Averaged 6.0 ppg and 2.5 rpg last season



SOUTHEAST MISSOURI REDHAWKS

2007-08 SCHEDULE

NOVEMBER

1	LINCOLN UNIVERSITY (exh.)	7:30 p.m.
3	MISSOURI-ROLLA (exhibition)	7:30 p.m.
10	at Xavier ¹	5:00 p.m.
14	at Illinois State ¹	7:05 p.m.
16	CULVER STOCKTON	7:30 p.m.
20	EVANSVILLE	7:30 p.m.
23	vs. Coppin State ¹	5:00 p.m.
24	vs. UNC-Wilmington/Longwood ¹	TBA
28	at Louisiana Tech	7:00 p.m.

DECEMBER

1	at Bradley	7:05 p.m.
6	TENNESSEE STATE*	7:30 p.m.
8	TENNESSEE TECH*	7:30 p.m.
18	at Samford*	7:30 p.m.
20	at Jacksonville State*	7:30 p.m.
22	at Tulsa	4:00 p.m.
30	CENTRAL METHODIST	TBA

JANUARY

2	EASTERN KENTUCKY*	7:30 p.m.
5	at Eastern Illinois*	7:15 p.m.
7	MURRAY STATE*	7:30 p.m.
12	at Austin Peay*	7:30 p.m.
17	at Tennessee State*	7:30 p.m.
19	at Tennessee Tech*	7:30 p.m.
24	MOREHEAD STATE*	7:30 p.m.
26	at Murray State* (ESPN2)	TBA
29	AUSTIN PEAY* (ESPN)	6:00 p.m.

FEBRUARY

2	TENNESSEE-MARTIN*	7:30 p.m.
7	at Morehead State*	6:30 p.m.
9	at Eastern Kentucky*	6:00 p.m.
14	EASTERN ILLINOIS*	7:30 p.m.
16	at Tennessee-Martin*	6:00 p.m.
23	at TBA ²	TBA
28	SAMFORD*	7:30 p.m.

MARCH

1	JACKSONVILLE STATE*	7:30 p.m.
4	OVC Tournament ³	TBA
7-8	OVC Tournament ⁴	TBA

¹ Chicago Invitational Challenge (campus/Chicago, Ill.)

² O'Reilly ESPN BracketBusters

³ OVC Tournament First Round (campus sites)

⁴ OVC Tournament Semis/Finals (Nashville, Tenn.)

Home Games in BOLD

All Times Central and Subject to Change

TEAM NOTES

• The Redhawks return nine players from last year's squad and welcome the addition of Calvin Williams, who sat out last season after transferring from Colorado. Williams played in 15 games as a true freshman for the Buffaloes.

• Southeast enters its second season under head coach Scott Edgar. During the off-season, Rodney Hamilton and Zac Roman were added to the coaching staff as assistants.

• Returning assistant coach Ronnie Dean was named the fourth best junior college recruiter by *Basketball Times*. Southeast currently has four players on the roster that were recruited from junior colleges in Missouri, Kansas, Iowa and Florida.

Basic Information

Location: Cape Girardeau, Mo.
 Enrollment: 10,477
 Founded: 1873
 Nickname: Redhawks
 Colors: Red, White and Black
 President: Dr. Kenneth Dobbins
 Athletic Director: Don Kaverman
 Arena (Capacity): Show Me Center (7,000)

Media Relations

Men's Basketball Contact: .. Ron Hines/Tyler Koonce
 Office Phone: (573) 651-2294/2937
 Cell Phone: .. (573) 450-6845/(816) 305-9144
 Fax: (573) 651-2810
 Email: ... rhines@semo.edu/trkoonce1s@semo.edu
 Web site: www.GoSoutheast.com
 Press Row Phone: (573) 651-5014

Team Information

Players Returning/Lost 8/4
 Starters Returning/Lost 4/1
 2006-07 Record/OVC (Finish): ... 11-20/9-11 (6th)
 Postseason: ... OVC Tournament First Round

All-Time Record: 1127-932 (.547)
 All-Time OVC Record: 111-134 (.453)
 Joined OVC: 1991

OVC Regular Season Titles

none

OVC Tournament Titles (1)

2000

NCAA Tournament Appearances (1)

2000

2007-08 ROSTER

No.	Name	Pos.	Ht.	Wt.	Yr.	Hometown (Last School)
0	Kenard Moore	G	6-0	170	Jr.	Greensboro, N.C. (Marshalltown CC)
1	Brandon Foust	F	6-6	220	Sr.	Columbus, Ohio (University of Oklahoma)
2	Jaycen Herring	F	6-5	185	Jr.	Memphis, Tenn. (Palm Beach CC)
4	Calvin Williams	F	6-8	210	R-So.	Memphis, Tenn. (University of Colorado)
5	David Johnson	G	6-4	185	Sr.	St. Louis, Mo. (Meramac CC)
10	Xavier Delph	G	5-9	150	So.	Cape Girardeau, Mo. (Notre Dame)
13	Roderick Pearson	G	6-2	190	So.	Kansas City, Mo. (Raytown South)
20	Marcus Rhodes	G	6-2	200	So.	Gary, Ind. (Harmony Community Prep)
21	Hank Harris	G	5-11	175	Jr.	Topeka, Kan. (Seward County CC)
22	Jimmy Drew	G	6-4	210	So.	Anna, Ill. (Anna-Jonesboro)
24	Johnnie Hill	F	6-4	200	So.	St. Louis, Mo. (Vashon)
33	Michael Rembert	C	6-9	250	Sr.	Chicago, Ill. (Bradley University)
34	Will Bogan	C	6-10	300	Fr.	Charleston, Mo. (Bell City)
45	Jajuan Maxwell	F	6-6	210	So.	Kansas City, Mo. (Raytown)

COACHING STAFF

Head Coach Scott Edgar

Alma Mater: Pittsburgh-Johnstown, 1978
 Hometown: Penn Hills, Pa.
 Family: Wife - Elaine
 Children - Scott

Career Record: 119-115 (8 yrs.)
 School Record: 11-20 (1 yr.)
 OVC Record: 57-25
 OVC Tournament Appearances: 4
 NCAA Tournament Appearances: 2

Assistant Coaches

Ronnie Dean 4th season (Harris Stowe, 1990)
 Rodney Hamilton 1st season (Georgia State, 1998)
 Zac Roman 1st season (Wichita State, 1996)



Career Head Coaching Record

Year	School	Overall	Conf.	Year	School	Overall	Conf.
1991-92	Murray State	17-13	11-3	1995-96	Duquesne	9-18	3-13
1992-93	Murray State	18-12	11-5	1996-97	Duquesne	9-18	5-11
1993-94	Murray State	23-6	15-1	1997-98	Duquesne	11-19	5-11
1994-95	Murray State	21-9	11-5	2006-07	Southeast Missouri	11-20	9-11

Coach Edgar Facts

Edgar is making his second go-around in the OVC, as he was a head coach at Murray State from 1991-95, leading the Racers to three OVC Championships, a pair of NCAA Tournament berths and an appearance in the NIT; he had an overall record of 79-39 (56-16 OVC) while with the Racers and was a two-time OVC Coach of the Year...Edgar has also been a head coach at Duquesne (1995-98) and an assistant coach at New Mexico Military Institute (1977-80), Tulsa (1980-85), Arkansas (1985-91), UAB (2002-05) and Tennessee (2005-06)...He made NCAA Tournament trips with each Tulsa, Arkansas (including a Final Four), UAB and Tennessee.

2006-07 STATISTICS

PLAYER	TOTAL					3-POINTERS			REBOUNDS										
	GP-GS	MIN	AVG	FG-FGA	PCT	FG-FGA	PCT	FT-FTA	PCT	OFF	DEF	TOT	AVG	PF-FO	A	TO	BLK	STL	PTS-AVG
FOUST, Brandon	31-28	831	26.8	133-276	.482	30-84	.357	76-127	.598	69	105	174	5.6	47-0	51	54	26	33	372-12.0
Conference-Only	20-18	553	27.7	91-182	.500	20-51	.392	52-84	.619	47	69	116	5.8	29-0	34	33	17	20	254-12.7
JOHNSON, David	31-27	801	25.8	106-265	.400	64-184	.348	41-68	.603	39	72	111	3.6	91-1	59	88	23	44	317-10.2
Conference-Only	20-17	540	27.0	78-187	.417	46-132	.348	29-46	.630	29	54	83	4.2	61-1	45	58	19	32	231-11.6
REMBERT, Michael	25-23	592	23.7	89-181	.492	9-26	.346	60-106	.566	59	86	145	5.8	87-7	25	51	21	20	247-9.9
Conference-Only	15-14	374	24.9	59-113	.522	6-17	.353	51-87	.586	43	58	101	6.7	48-3	19	28	14	14	175-11.7
WILLOUGHBY, Terrick	27-23	735	27.2	73-170	.429	51-116	.440	25-41	.610	23	43	66	2.4	26-0	49	45	11	20	222-8.2
Conference-Only	16-14	447	27.9	52-105	.495	37-74	.500	21-34	.618	12	29	41	2.6	17-0	31	28	6	13	162-10.1
PEARSON, Roderick	30-19	667	22.2	77-181	.425	20-76	.263	67-93	.720	18	46	64	2.1	96-8	68	80	0	34	241-8.0
Conference-Only	19-16	443	23.3	52-122	.426	16-57	.281	52-68	.765	12	32	44	2.3	63-6	53	43	0	24	172-9.1
RHODES, Marcus	31-9	529	17.1	66-165	.400	17-56	.304	51-78	.654	21	33	54	1.7	53-3	36	45	3	21	200-6.5
Conference-Only	20-8	383	19.2	51-118	.432	17-42	.405	44-62	.710	16	23	39	2.0	42-3	32	32	3	14	163-8.2
MAXWELL, Jajuan	30-3	425	14.2	46-123	.374	17-49	.347	43-66	.652	36	52	88	2.9	41-0	17	41	10	18	152-5.1
Conference-Only	19-2	252	13.3	25-76	.329	12-34	.353	21-35	.600	16	31	47	2.5	31-0	14	20	5	12	83-4.4
PERRY, Dionte	28-5	381	13.6	43-82	.524	0-1	.000	50-72	.694	44	52	96	3.4	55-1	11	30	16	10	136-4.9
Conference-Only	18-4	267	14.8	32-56	.571	0-0	.000	27-36	.750	29	37	66	3.7	42-1	10	22	14	5	91-5.1
HILL, Johnny	27-1	335	12.4	33-109	.303	17-66	.258	13-19	.684	10	30	40	1.5	35-1	10	27	4	13	96-3.6
Conference-Only	16-0	205	12.8	25-68	.368	13-40	.325	8-13	.615	5	21	26	1.6	24-1	9	10	3	8	71-4.4
PARADOSKI, Paul	27-13	564	20.9	35-112	.313	18-71	.254	6-9	.667	10	44	54	2.0	29-0	63	31	5	30	94-3.5
Conference-Only	18-5	335	18.6	14-57	.246	7-39	.179	4-6	.667	3	27	30	1.7	20-0	39	18	2	17	39-2.2
WHITE, Tyrell	18-3	144	8.0	14-29	.483	0-0	.000	6-11	.545	9	15	24	1.3	19-0	2	11	5	0	34-1.9
Conference-Only	13-2	98	7.5	9-21	.429	0-0	.000	6-7	.857	6	8	14	1.1	14-0	2	5	3	0	24-1.8
DREW, Jimmy	25-1	192	7.7	14-48	.292	11-36	.306	3-8	.375	5	13	18	0.7	23-0	9	16	2	6	42-1.7
Conference-Only	15-0	101	6.7	8-26	.308	8-20	.400	1-2	.500	2	7	9	0.6	11-0	5	8	0	1	25-1.7
DELPH, Xavier	5-0	5	1.0	0-0	.000	0-0	.000	0-0	.000	0	1	1	0.2	0-0	1	1	0	0	0-0.0
Conference-Only	3-0	2	0.7	0-0	.000	0-0	.000	0-0	.000	0	0	0	0.0	0-0	0	1	0	0	0-0.0
Total	31	6200		729-1741	.419	254-765	.332	441-698	.632	386	643	1029	33.2	602-21	401	528	126	249	2153-69.5
Conference-Only	20	4000		496-1131	.439	182-506	.360	316-480	.658	246	429	675	33.8	402-15	293	313	86	160	1490-74.5
Opponents	31	6200		842-1764	.477	210-569	.369	489-719	.680	392	755	1147	37.0	597-16	472	503	84	247	2383-76.9
Conference-Only	20	4000		525-1111	.473	111-335	.331	330-475	.695	233	471	704	35.2	393-11	270	324	43	146	1491-74.6

Attendance

Total	46,258
Home Games/Avg.	13/3,558
Neutral Sites/Avg.	-

SEMO

67,234
16/3,902
2/2,398

Opponents

67,234
16/3,902
2/2,398

Scoring By Period

	1st	2nd	OT	Total
Southeast Missouri	1059	1102	-	2153
Opponents	1153	1230	-	2383

Deadball Rebounds

	Off.	Def.	Total
Southeast Missouri	122	4	126
Opponents	113	6	119

2006-07 RESULTS (11-20, 9-11 OVC – Home: 5-8, Away: 6-10, Neutral: 0-2)

NOVEMBER

10	at Arkansas	L, 92-52
17	vs. Drake ¹	L, 78-51
18	vs. Centenary ¹	L, 83-51
19	at Alaska-Fairbanks ¹	W, 69-66
24	UC RIVERSIDE	W, 78-75
27	at Evansville	L, 65-45
29	IPFW	L, 84-65

DECEMBER

2	TENNESSEE-MARTIN*	W, 81-79
7	at Tennessee State*	L, 75-72
9	at Tennessee Tech*	L, 91-76
17	JACKSONVILLE STATE*	L, 70-67
19	SAMFORD*	L, 65-64
23	at Iowa State	L, 87-71
30	at Purdue	L, 102-65

JANUARY


2	at Eastern Kentucky*	W, 88-74
4	EASTERN ILLINOIS*	W, 80-65
8	at Murray State*	W, 96-85
13	at Austin Peay*	L, 68-67
18	TENNESSEE STATE*	W, 92-78
20	TENNESSEE TECH*	L, 87-80
24	at Morehead State*	W, 61-59

27	MURRAY STATE*	L, 85-67
29	AUSTIN PEAY*	L, 75-73

FEBRUARY

3	at Tennessee-Martin*	W, 73-69
8	MOREHEAD STATE*	W, 81-78
10	EASTERN KENTUCKY*	L, 66-61
13	at Eastern Illinois*	L, 77-69
17	LOUISIANA TECH ¹	L, 72-56
22	at Samford*	W, 70-67
24	at Jacksonville State*	L, 78-72
27	at Tennessee Tech ²	L, 88-60

¹ O'Reilly ESPNU BracketBusters
² O'Reilly OVC Tournament First Round Game
 * Ohio Valley Conference Game
Home Games in Bold



Michael Rembert
 Senior • Center
 Ranked 10th in OVC in rebounding (5.8 rpg)



TENNESSEE STATE TIGERS

2007-08 SCHEDULE

OCTOBER

26 CARSON NEWMAN (exhibition) 7:30 p.m.

NOVEMBER

6 FISK (exhibition) 7:30 p.m.
 9 CUMBERLAND UNIVERSITY 7:30 p.m.
 11 GEORGIA TECH 6:00 p.m.
 at Alaska-Fairbanks¹ 9:00 p.m.
 17 vs. Colorado St./Oregon St.¹ 3/8:30 p.m.
 18 vs. TBA¹ TBA

DECEMBER

3 at Indiana 7:00 p.m.
 6 at Southeast Missouri* 7:30 p.m.
 8 at Eastern Illinois* 7:15 p.m.
 17 at Belmont 7:00 p.m.
 22 at Vanderbilt 7:30 p.m.
 30 at Illinois 1:00 p.m.

JANUARY

3 MOREHEAD STATE* 7:30 p.m.
 at Murray State* 7:30 p.m.
 7 TENNESSEE-MARTIN* 7:30 p.m.
 at Samford* 7:30 p.m.
 12 at Jacksonville State* 4:00 p.m.
 17 SOUTHEAST MISSOURI* 7:30 p.m.
 19 EASTERN ILLINOIS* (ESPNU) 5:00 p.m.
 24 EASTERN KENTUCKY* 7:30 p.m.
 at Tennessee Tech* 7:30 p.m.
 29 JACKSONVILLE STATE* 7:30 p.m.
 31 SAMFORD* 7:30 p.m.

FEBRUARY

2 at Austin Peay* 7:00 p.m.
 7 at Tennessee-Martin* 7:30 p.m.
 9 TENNESSEE TECH* 7:30 p.m.
 14 MURRAY STATE* 7:30 p.m.
 18 AUSTIN PEAY* 7:30 p.m.
 23 TBA² TBA
 28 at Morehead State* 6:30 p.m.

MARCH

1 at Eastern Kentucky* 6:00 p.m.
 4 OVC Tournament³ TBA
 7-8 OVC Tournament⁴ TBA

¹ Top of the World Classic (Fairbanks, Alaska)

² O'Reilly ESPNU BracketBusters

³ OVC Tournament First Round (campus sites)

⁴ OVC Tournament Semis/Finals (Nashville, Tenn.)

Home Games in BOLD

All Times Central and Subject to Change

TEAM NOTES

• The Tigers will get a lift this season with the return of standout guard Bruce Price, who has not played a full season since 2004-05 and has received a pair of medical hardships. Price was the OVC Freshman of the Year in 2004 after averaging 17.6 points and 4.0 assists per game. As a sophomore he averaged 13.7 points and 3.4 helpers a contest and he averaged 19.3 points a game through six games before suffering an injury that has kept him out the past year and a half.

• TSU lost three big men that made an impact up front last season, but keeps its backcourt intact, including senior Ladarious Weaver who hit 93 3-pointers a season ago.

• Head coach Cy Alexander came to the Tigers after a very successful career at South Carolina State. At SCSU, Alexander took the Bulldogs to five NCAA Tournament appearances.

Basic Information

Location: Nashville, Tenn.
 Enrollment: 9,024
 Founded: 1912
 Nickname: Tigers
 Colors: Royal Blue and White
 President: Dr. Melvin Johnson
 Athletic Director: Teresa Phillips
 Arena (Capacity): Gentry Center (10,000)

Media Relations

Men's Basketball Contact: Wallace Dooley
 Office Phone: (615) 965-5674
 Cell Phone: (615) 566-5026
 Fax: (615) 963-7589
 Email: wdooley@tnstate.edu
 Web site: www.TSUTigers.com
 Press Row Phone: (615) 963-7616

Team Information

Players Returning/Lost 6/3
 Starters Returning/Lost 3/2
 2006-07 Record/OVC (Finish): .. 12-20/8-12 (7th/tie)
 Postseason: ... OVC Tournament First Round

All-Time Record: 1022-693 (.596)
 All-Time OVC Record: 136-184 (.425)
 Joined OVC: 1987

OVC Regular Season Titles (2)

1993, 1995

OVC Tournament Titles (2)

1993, 1994

NCAA Tournament Appearances (2)

1993, 1994

2007-08 ROSTER

No.	Name	Pos.	Ht.	Wt.	Yr.	Hometown (Last School)
00	Rashad Armstrong	C	6-9	260	So.	Savannah, Ga. (Savannah)
1	Dontrell Taylor	F	6-8	200	Fr.	Irvington, Ga. (Wilkerson County)
2	Reiley Ervin	G	5-10	160	Sr.	Memphis, Tenn. (White Station)
3	Jerrell Houston	F	6-8	215	Jr.	Memphis, Tenn. (Mississippi State Univ.)
11	Bruce Price	G	6-3	205	R-Jr.	Minneapolis, Minn. (Brighton Academy)
13	Ladarious Weaver	G	6-0	165	Sr.	Atlanta, Ga. (Butler JC)
15	Andrae Belton	G	6-3	190	Sr.	Columbia, S.C. (Keenan)
20	Darius Cox	F	6-7	210	Fr.	Monroe, N.C. (Monroe)
22	Gerald Robinson	G	6-0	185	Fr.	Nashville, Tenn. (Martin Luther King)
24	Moraye Ivy	G/F	6-5	220	Sr.	Memphis, Tenn. (Southwest CC)
32	James Craft	C	7-0	220	R-So.	Youngstown, Ohio (Wright State Univ.)
33	Emmanuel Gaiter	G/F	6-4	220	Jr.	Waukegan, Ill. (Wabash Valley CC)
40	Stephen Evans	F	6-9	230	Jr.	Atlanta, Ga. (Oakton CC)

COACHING STAFF

Head Coach Cy Alexander

Alma Mater: Catawba, 1975

Hometown: Winston-Salem, N.C.

Family: Wife - Cecelia

..... Children - Joi

Career Record: 323-275 (20 yrs.)

School Record: 42-65 (4 yrs.)

OVC Record: 34-38

OVC Tournament Appearances: 4

NCAA Tournament Appearances: 5


Assistant Coaches

Mark Pittman 5th season (Illinois, 1977)

Lonnie Williams .2nd season (Eastern Washington, 1980)

Ed Pipes 1st season (Oklahoma Christian, 1978)

Brandon Lockridge (Ops) ... 1st season (Tennessee St., 2004)



Career Head Coaching Record

Year	School	Overall	Conf.	Year	School	Overall	Conf.
1987-88	South Carolina State	16-13	10-6	1997-98	South Carolina State	22-8	16-2
1988-89	South Carolina State	25-8	14-2	1998-99	South Carolina State	17-12	14-4
1989-90	South Carolina State	13-16	8-8	1999-00	South Carolina State	20-14	14-5
1990-91	South Carolina State	13-15	10-6	2000-01	South Carolina State	19-13	14-4
1991-92	South Carolina State	14-15	9-7	2001-02	South Carolina State	15-16	11-7
1992-93	South Carolina State	16-13	9-7	2002-03	South Carolina State	20-11	15-3
1993-94	South Carolina State	16-13	10-6	2003-04	Tennessee State	7-21	6-10
1994-95	South Carolina State	14-11	11-4	2004-05	Tennessee State	14-17	9-7
1995-96	South Carolina State	22-8	14-2	2005-06	Tennessee State	13-15	11-9
1996-97	South Carolina State	14-14	12-6	2006-07	Tennessee State	12-20	8-12

Coach Alexander Facts: Alexander was named to the Division I Men's Basketball Academic Enhancement Group by President Myles Brand during the past summer.

2006-07 STATISTICS

PLAYER	GP-GS	MIN	TOTAL			3-POINTERS			REBOUNDS			AVG	PF-FO	A	TO	BLK	STL	PTS-AVG	
			FG-FGA	PCT	FG-FGA	PCT	FT-FTA	PCT	OFF	DEF	TOT								
WEAVER, Ladarious	32-25	1101	34.4	155-387	.401	93-256	.363	35-48	.729	20	69	89	2.8	69-3	56	44	3	37	438-13.7
Conference-Only	20-15	680	34.0	91-231	.394	56-153	.366	20-28	.714	16	40	56	2.8	45-1	33	24	3	21	258-12.9
MATTHEWS, Clarence	31-31	878	28.3	136-292	.466	3-12	.250	118-154	.766	98	140	238	7.7	122-11	29	93	38	32	393-12.7
Conference-Only	20-20	554	27.7	81-169	.479	2-7	.286	77-102	.755	67	88	155	7.8	76-5	20	51	22	19	241-12.1
BELTON, Andrae	24-10	722	30.1	96-223	.430	34-85	.400	41-57	.719	40	62	102	4.3	44-1	47	32	4	26	267-11.1
Conference-Only	18-8	560	31.1	81-180	.450	29-65	.446	25-34	.735	33	50	83	4.6	35-1	36	20	2	22	216-12.0
ERVIN, Reiley	32-30	1033	32.3	86-256	.336	40-135	.296	96-142	.676	15	50	65	2.0	95-3	131	96	1	21	308-9.6
Conference-Only	20-19	678	33.9	61-175	.349	29-93	.312	66-92	.717	12	27	39	2.0	62-1	87	56	0	14	217-10.9
HOUSTON, Jerrell	5-4	157	31.4	20-54	.370	3-18	.167	3-5	.600	5	16	21	4.2	8-0	14	13	6	9	46-9.2
Conference-Only	3-2	94	31.3	11-33	.333	3-15	.200	3-5	.600	2	10	12	4.0	3-0	8	8	2	5	28-9.3
IVY, Moraye	32-16	753	23.5	71-218	.326	23-91	.253	50-75	.667	32	71	103	3.2	97-3	41	48	5	36	215-6.7
Conference-Only	20-12	473	23.7	40-122	.328	14-49	.286	24-38	.632	21	50	71	3.6	60-2	26	32	5	23	118-5.9
TURNER, Larry	32-26	715	22.3	72-167	.431	0-1	.000	40-72	.556	69	127	196	6.1	106-5	16	57	24	8	184-5.8
Conference-Only	20-15	428	21.4	38-95	.400	0-1	.000	24-41	.585	38	67	105	5.3	63-3	8	35	18	6	100-5.0
BOHANNON, Courtney	32-18	718	22.4	42-125	.336	21-65	.323	23-34	.676	53	93	146	4.6	68-4	29	24	7	12	128-4.0
Conference-Only	20-9	442	22.1	27-80	.338	16-50	.320	13-18	.722	21	54	75	3.8	39-2	17	13	4	8	83-4.2
ARMSTRONG, Rashad	28-0	212	7.6	17-29	.586	0-0	.000	8-24	.333	25	37	62	2.2	35-0	2	14	12	4	42-1.5
Conference-Only	18-0	78	4.3	6-13	.462	0-0	.000	3-8	.375	11	14	25	1.4	20-0	0	8	4	3	15-0.8
SUMMERS, John	17-0	103	6.1	5-36	.139	3-23	.130	7-14	.500	8	14	22	1.3	8-0	1	5	0	2	20-1.2
Conference-Only	8-0	30	3.8	2-16	.125	2-12	.167	3-4	.750	2	2	4	0.5	6-0	0	1	0	1	9-1.1
WADDEY, Cody	20-0	70	3.5	5-11	.455	1-5	.200	8-14	.571	2	5	7	0.4	5-0	4	7	0	5	19-1.0
Conference-Only	11-0	28	2.5	3-5	.600	1-2	.500	1-2	.500	2	1	3	0.3	1-0	2	3	0	3	8-0.7
BROWN, Gary	8-0	13	1.6	2-5	.400	0-2	.000	1-3	.333	2	0	2	0.3	0-0	2	2	0	0	5-0.6
Conference-Only	3-0	5	1.7	0-2	.000	0-1	.000	0-0	.000	1	0	1	0.3	0-0	0	1	0	0	0-0.0
Total	32	6475		707-1803	.392	221-693	.319	430-642	.670	426	726	1152	36.0	657-30	372	444	100	192	2065-64.5
Conference-Only	20	4050		441-1121	.393	152-448	.339	259-372	.696	267	431	698	34.9	410-15	237	257	60	125	1293-64.7
Opponents	32	6475		746-1681	.444	210-635	.331	520-760	.684	342	782	1124	35.1	614-11	438	435	94	192	2222-69.4
Conference-Only	20	4050		457-1000	.457	129-378	.341	332-479	.693	197	473	670	33.5	370-8	272	264	55	116	1375-68.8

Attendance

Total	36,140
Home Games/Avg.	13/2,780
Neutral Sites/Avg.	-

TSU

Opponents

Total	74,847
Home Games/Avg.	17/4,344
Neutral Sites/Avg.	2/500

Scoring By Period

	1st	2nd	OT	Total
Tennessee State	929	1096	40	2065
Opponents	1008	1170	44	2222

Deadball Rebounds

	Off.	Def.	Total
Tennessee State	93	5	98
Opponents	102	7	109

2006-07 RESULTS (12-20, 8-12 OVC – Home: 7-6, Away: 3-14, Neutral: 2-0)

NOVEMBER

19	at Western Kentucky ¹	L, 87-69
21	at #12 Kansas ¹	L, 89-54
24	vs. Prairie View A&M ²	W, 60-49
25	vs. Towson ²	W, 49-47

DECEMBER

2	at #6 Alabama	L, 78-60
4	at Middle Tennessee	L, 67-56
7	SOUTHEAST MISSOURI*	W, 75-72
9	EASTERN ILLINOIS*	W, 59-56
19	at Auburn	L, 86-54
22	BALL STATE	W, 67-60
28	at Siena	L, 81-69

JANUARY

2	at Morehead State*	L, 62-60
4	MURRAY STATE*	L, 86-83(ot)
6	at Tennessee-Martin*	L, 73-65
11	SAMFORD*	W, 59-41
13	JACKSONVILLE STATE*	W, 83-74
15	FSK	W, 85-53
18	at Southeast Missouri*	L, 92-78
20	at Eastern Illinois*	W, 61-58
25	at Eastern Kentucky*	W, 63-62
27	TENNESSEE TECH*	L, 73-67

30 at Jacksonville State* L, 72-64

FEBRUARY

1	at Samford*	L, 70-60
3	AUSTIN PEAY*	L, 62-53
6	TENNESSEE-MARTIN*	L, 76-74
10	at Tennessee Tech*	L, 86-66
12	at Austin Peay*	L, 89-44
14	at Murray State*	W, 64-60(ot)
17	LOYOLA COLLEGE (MD.)²	L, 62-60
22	MOREHEAD STATE*	W, 62-46
24	EASTERN KENTUCKY*	L, 65-53
27	at Austin Peay ⁴	L, 89-84(ot)

¹ Las Vegas Holiday Invitational Opening Rounds

² Las Vegas Holiday Invite Finals (Las Vegas, Nev.)

³ O'Reilly ESPNU BracketBusters

⁴ O'Reilly OVC Tournament First Round Game

* Ohio Valley Conference Game

Home Games in Bold



Bruce Price
RS-Junior • Guard
Averaged 19.3 ppg in '05-06 before injury.



TENNESSEE TECH GOLDEN EAGLES

2007-08 SCHEDULE

NOVEMBER

4	PIKEVILLE COLLEGE (exh.)	7:00 p.m.
9	at Rutgers ¹	TBA
11	at Florida ¹	TBA
13	UNION COLLEGE	7:00 p.m.
19	NORTH DAKOTA STATE ¹	7:00 p.m.
21	at North Carolina Central ¹	TBA
24	at Northwestern State	2:00 p.m.

DECEMBER

1	AUSTIN PEAY*	7:00 p.m.
6	at Eastern Illinois*	7:15 p.m.
8	at Southeast Missouri*	7:30 p.m.
16	at Oregon State	TBA
22	at Kentucky	12:00 p.m.
27	at Georgia Tech	6:00 p.m.

JANUARY

3	SAMFORD*	7:00 p.m.
5	at Eastern Kentucky*	6:00 p.m.
7	MOREHEAD STATE*	7:30 p.m.
10	at Jacksonville State*	7:30 p.m.
12	at Samford*	7:00 p.m.
17	EASTERN ILLINOIS*	7:30 p.m.
19	SOUTHEAST MISSOURI*	7:30 p.m.
24	at Murray State*	7:30 p.m.
26	TENNESSEE STATE*	7:30 p.m.
29	at Morehead State*	6:30 p.m.
31	at Tennessee-Martin*	7:30 p.m.

FEBRUARY

2	EASTERN KENTUCKY* (ESPNU)	1:00 p.m.
7	JACKSONVILLE STATE*	7:30 p.m.
9	at Tennessee State*	7:30 p.m.
14	TENNESSEE-MARTIN*	7:30 p.m.
16	at Austin Peay*	7:30 p.m.
23	at TBA ²	TBA
28	MURRAY STATE* (ESPNU)	6:00 p.m.

MARCH

4	OVC Tournament ³	TBA
7-8	OVC Tournament ⁴	TBA

¹ Blue Ribbon Challenge (campus sites)

² O'Reilly ESPNU BracketBusters

³ OVC Tournament First Round (campus sites)

⁴ OVC Tournament Semis/Finals (Nashville, Tenn.)

Home Games in BOLD

All Times Central and Subject to Change

TEAM NOTES

• Tennessee Tech has won 56 games in the past three years, with 18 wins in 2004-05, and 19 wins each in 2005-06 and 2006-07.

• Anthony Fisher, who was named the OVC Player of the Week three times last season, comes into his senior season with 1,180 career points and 263 assists. He scored in double figures in 31 of Tech's 32 games during the 2006-07 season.

• Amadi McKenzie posted six double-doubles as a junior and ranked first in the league in field goal percentage and second in rebounds. He enters his final season with 867 career points, placing him 133 shy of joining the 1,000-point club.

• Head coach Mike Sutton comes into the year with 89 career victories, needing 11 more wins to reach his milestone 100th.

Basic Information

Location: Cookeville, Tenn.
 Enrollment: 10,321
 Founded: 1915
 Nickname: Golden Eagles
 Colors: Purple and Gold
 President: Dr. Robert Bell
 Athletic Director: Mark Wilson
 Arena (Capacity): Eblen Center (10,152)

Media Relations

Men's Basketball Contact: Rob Schabert
 Office Phone: (931) 372-3088
 Cell Phone: (931) 267-1065
 Fax: (931) 372-6139
 Email: rschabert@tntech.edu
 Web site: www.TTUSports.com
 Press Row Phone: (931) 372-6077

Team Information

Players Returning/Lost 9/7
 Starters Returning/Lost 2/3
 2006-07 Record/OVC (Finish): ... 19-13/13-7 (2nd/tie)
 Postseason: ... OVC Tournament Semifinals

All-Time Record: 942-909 (.509)
 All-Time OVC Record: 383-427 (.473)
 Joined OVC: 1948

OVC Regular Season Titles (7)

1956, 1958, 1963, 1985, 2001, 2002, 2005

OVC Tournament Titles (1)

1967

NCAA Tournament Appearances (2)

1958, 1963


2007-08 ROSTER

No.	Name	Pos.	Ht.	Wt.	Yr.	Hometown (Last School)
2	Anthony Fisher	G	6-3	185	Sr.	Alpharetta, Ga. (Chattahoochee)
3	Jason Smiley	G	6-0	172	Jr.	Bartlett, Tenn. (Bolton)
4	Mario Stowers	G	6-4	210	Jr.	Hartwell, Ga. (Cleveland State JC)
5	Charles Moore	F	6-7	220	Jr.	St. Louis, Mo. (Connors State JC)
10	Amadi McKenzie	F	6-7	230	Sr.	Atlanta, Ga. (Booker T. Washington)
12	Zac Walker	G	5-10	175	Jr.	Columbia, Tenn. (Columbia Central)
15	Leo Liriano	G	6-4	193	Fr.	New York, N.Y. (Oldsmar Christian)
20	Daniel Northern	C	6-9	210	Jr.	Warner-Robins, Ga. (South Alabama)
21	Will Barnes	G	6-1	190	So.	Tuscaloosa, Ala. (Hillcrest)
23	Jeremy Jackson	G	6-5	190	Fr.	Chicago, Ill. (Brandon)
24	Rashaud Nixon	G	6-4	180	Sr.	Oxon Hill, Md. (Globe Institute)
30	Frank Davis	G	6-2	185	So.	Gainesville, Ga. (East Hall)
32	Basseyy Inameti	F	6-8	215	Fr.	Suwanee, Ga. (Peachtree Ridge)
34	David Minaya	G	6-6	193	Fr.	Hoboken, N.J. (Oldsmar Christian)
45	Ra'shun Bryant	C	6-9	295	Jr.	Rome, Ga. (Mount Olive Prep)

COACHING STAFF

Head Coach Mike Sutton

Alma Mater: East Carolina, 1978
 Hometown: Farmville, N.C.
 Family: Wife - Karen
 Children - Kelly, Scott
 Career Record: 89-63 (5 yrs.)
 School Record: same
 OVC Record: 56-32
 OVC Tournament Appearances: 5
 NCAA Tournament Appearances: 0



Assistant Coaches

Steve Payne 6th season (Union College, 1990)
 Tommy Deffebaugh 1st season (Drury College, 1985)
 Russ Willemsen 3rd season (Lee University, 2004)
 Zach Carpenter (Ops) ... 2nd season (Lee University, 2006)

Career Head Coaching Record

Year	School	Overall	Conf.	Year	School	Overall	Conf.
2002-03	Tennessee Tech	20-12	11-5	2005-06	Tennessee Tech	19-12	13-7
2003-04	Tennessee Tech	13-15	7-9	2006-07	Tennessee Tech	19-13	13-7
2004-05	Tennessee Tech	18-11	12-4				

Coach Sutton Facts

Sutton is entering his sixth year as a head coach after a long and successful career as an assistant...On the college level, Sutton served as an assistant coach at Lees-McRae (1978-79), VCU (1980-81), Tulsa (1994-95), Georgia (1995-97) and Kentucky (1997-02)...He spent many of those seasons working with Tubby Smith, including winning a national championship in 1998...Sutton has bravely fought Guillain-Barre' Syndrome, which he was diagnosed with in April 2005...The disease left him paralyzed and clinging to life, but he has found his way back to the sidelines to lead the program...Sutton was the recipient of the 2006 United States Basketball Writers Association (USBWA) Most Courageous Award.


2006-07 STATISTICS

PLAYER	GP-GS	MIN	TOTAL			3-POINTERS			REBOUNDS			PF-FO	A	TO	BLK	STL	PTS-AVG		
			AVG	FG-FGA	PCT	FG-FGA	PCT	FT-FTA	PCT	OFF	DEF							TOT	AVG
RIVERS, Belton	32-32	1068	33.4	182-457	.398	92-253	.364	114-153	.745	24	93	117	3.7	75-1	81	92	2	35	570-17.8
<i>Conference-Only</i>	20-20	678	33.9	100-262	.382	54-159	.340	83-117	.709	14	63	77	3.9	45-1	56	54	2	21	337-16.9
FISHER, Anthony	32-32	1114	34.8	160-384	.417	62-186	.333	167-209	.799	22	100	122	3.8	75-0	136	82	4	32	549-17.2
<i>Conference-Only</i>	20-20	721	36.0	109-249	.438	43-125	.344	107-129	.829	9	68	77	3.9	42-0	85	45	2	20	368-18.4
MCKENZIE, Amadi	32-32	875	27.3	163-268	.608	1-8	.125	119-185	.643	101	147	248	7.8	100-7	33	60	17	38	446-13.9
<i>Conference-Only</i>	20-20	577	28.9	115-192	.599	0-4	.000	75-119	.630	72	84	156	7.8	64-5	18	34	11	20	305-15.3
NIXON, Rashaud	32-12	531	16.6	59-112	.527	0-0	.000	37-68	.544	38	52	90	2.8	37-0	31	38	6	22	155-4.8
<i>Conference-Only</i>	20-6	315	15.8	29-58	.500	0-0	.000	21-44	.477	18	29	47	2.4	22-0	22	27	2	14	79-4.0
NORTHERN, Daniel	24-0	305	12.7	40-92	.435	0-1	.000	27-53	.509	33	45	78	3.3	49-1	9	31	19	9	107-4.5
<i>Conference-Only</i>	17-0	192	11.3	23-53	.434	0-0	.000	18-37	.486	22	31	53	3.1	30-0	5	21	10	6	64-3.8
KABORE, Francis	32-7	450	14.1	49-96	.510	0-0	.000	30-69	.435	40	49	89	2.8	61-1	17	26	20	11	128-4.0
<i>Conference-Only</i>	20-4	273	13.7	29-53	.547	0-0	.000	16-36	.444	21	30	51	2.6	40-1	11	23	15	6	74-3.7
KOGER, Antjuan	32-17	575	18.0	40-105	.381	25-70	.357	15-19	.789	26	60	86	2.7	58-0	16	36	5	8	120-3.8
<i>Conference-Only</i>	20-14	400	20.0	28-78	.359	18-54	.333	9-12	.750	14	49	63	3.2	42-0	13	25	5	6	83-4.2
JONES, Jonathan	32-28	718	22.4	45-94	.479	0-2	.000	23-45	.511	41	97	138	4.3	96-4	63	49	29	22	113-3.5
<i>Conference-Only</i>	20-16	475	23.8	29-60	.483	0-2	.000	17-33	.515	28	64	92	4.6	61-2	43	21	19	13	75-3.8
DAVIS, Frank	31-0	373	12.0	31-79	.392	20-59	.339	19-24	.792	6	26	32	1.0	28-0	20	16	2	23	101-3.3
<i>Conference-Only</i>	19-0	228	12.0	16-41	.390	10-31	.323	19-23	.826	4	15	19	1.0	19-0	11	12	1	12	61-3.2
DAVIS, Alex	8-0	45	5.6	8-18	.444	0-5	.000	3-4	.750	4	8	12	1.5	7-0	0	9	0	1	19-2.4
<i>Conference-Only</i>	3-0	15	5.0	2-3	.667	0-1	.000	1-2	.500	1	0	1	0.3	2-0	0	4	0	1	5-1.7
BARNES, Will	8-0	98	12.3	7-19	.368	1-6	.167	2-2	1.000	2	9	11	1.4	18-1	8	16	1	7	17-2.1
<i>Conference-Only</i>	3-0	34	11.3	2-4	.500	0-0	.000	0-0	.000	0	2	2	0.7	6-0	2	11	0	2	4-1.3
BRYANT, RaShun	29-0	202	7.0	24-53	.453	0-0	.000	11-13	.846	17	34	51	1.8	37-0	11	26	4	4	59-2.0
<i>Conference-Only</i>	18-0	96	5.3	6-19	.316	0-0	.000	4-4	1.000	6	18	24	1.3	18-0	5	11	1	2	16-0.9
SMILEY, Jason	22-0	79	3.6	5-14	.357	1-4	.250	2-6	.333	4	10	14	0.6	14-0	2	7	1	3	13-0.6
<i>Conference-Only</i>	14-0	33	2.4	2-6	.333	0-2	.000	0-2	.000	0	7	7	0.5	10-0	1	4	1	0	4-0.3
TURSON, Graig	10-0	9	0.9	1-2	.500	1-2	.500	2-4	.500	0	3	3	0.3	1-0	0	3	0	0	5-0.5
<i>Conference-Only</i>	5-0	2	0.4	0-0	.000	0-0	.000	1-2	.500	0	3	3	0.6	1-0	0	2	0	0	1-0.2
BURKS, Nate	13-0	22	1.7	1-4	.250	0-2	.000	0-1	.000	0	1	1	0.1	2-0	2	1	0	1	2-0.2
<i>Conference-Only</i>	8-0	9	1.1	0-1	.000	0-0	.000	0-1	.000	0	1	1	0.1	0-0	0	1	0	0	0-0.0
WALKER, Zac	1-0	6	6.0	0-0	.000	0-0	.000	0-0	.000	0	1	1	1.0	1-0	2	1	0	0	0-0.0
<i>Conference-Only</i>	0-0	0	0.0	0-0	.000	0-0	.000	0-0	.000	0	0	0	0.0	0-0	0	0	0	0	0-0.0
Total	32	6475		815-1797	.454	203-598	.339	571-855	.668	421	808	1229	38.4	660-15	431	496	110	216	2404-75.1
<i>Conference-Only</i>	20	4050		490-1079	.454	125-378	.331	371-561	.661	245	512	757	37.8	403-9	272	298	69	123	1476-73.8
Opponents	32	6475		773-1866	.414	224-707	.317	525-762	.689	413	716	1129	35.3	684-22	446	454	102	230	2295-71.7
<i>Conference-Only</i>	20	4050		459-1132	.405	131-423	.310	323-474	.681	239	445	684	34.2	441-18	269	276	54	146	1372-68.6

Attendance	TTU	Opponents	Scoring By Period				Deadball Rebounds												
			1st	2nd	OT	Total	Off.	Def.	Total										
Total	36,680	63,829																	
Home Games/Avg.	14/2,620	14/4,297	Tennessee Tech	1089	1290	25	2404	Tennessee Tech	126	4	130								
Neutral Sites/Avg.	-	4/917	Opponents	1081	1188	26	2295	Opponents	104	4	108								

2006-07 RESULTS (19-13, 13-7 OVC – Home: 13-1, Away: 5-9, Neutral: 1-3)

NOVEMBER			29 MOREHEAD STATE* W, 65-52		
13	BLUEFIELD COLLEGE	W, 110-69	FEBRUARY		
18	at Kansas State	L, 101-79	1	TENNESSEE-MARTIN*	W, 82-74
22	at Mississippi	L, 86-77	3	at Eastern Kentucky*	L, 92-90(2ot)
26	at UW-Milwaukee	W, 78-68	8	at Jacksonville State*	L, 72-71
29	BRADLEY	W, 86-84	10	TENNESSEE STATE*	W, 86-66
DECEMBER			13	at Tennessee-Martin*	W, 65-61
2	at Austin Peay*	L, 77-70	17	NORTHWESTERN STATE ²	W, 85-84(ot)
7	EASTERN ILLINOIS*	L, 74-69	20	AUSTIN PEAY*	W, 73-72
9	SOUTHEAST MISSOURI*	W, 91-76	22	at Murray State*	L, 60-56
19	vs. Northwestern ¹	W, 66-65	27	SOUTHEAST MISSOURI ³	W, 88-60
20	vs. Vanderbilt ¹	L, 75-62	MARCH		
21	vs. Central Florida ¹	L, 73-66	2	vs. Eastern Kentucky ⁴	L, 57-54
28	at #21 Tennessee	L, 101-77	¹ San Juan Shootout (San Juan, Puerto Rico) ² O'Reilly ESPNU BracketBusters ³ O'Reilly OVC Tournament First Round Game ⁴ O'Reilly OVC Semis/Finals (Nashville, Tenn.) * Ohio Valley Conference Game Home Games in Bold		
JANUARY					
2	at Samford*	L, 68-65			
4	EASTERN KENTUCKY*	W, 75-53			
6	at Morehead State*	L, 82-71			
11	JACKSONVILLE STATE*	W, 75-71			
14	SAMFORD*	W, 73-59			
18	at Eastern Illinois*	W, 76-64			
20	at Southeast Missouri*	W, 87-80			
23	MURRAY STATE*	W, 63-52			
27	at Tennessee State*	W, 73-67			



Anthony Fisher
Senior • Guard
2006-07 First-Team All-OVC



UT MARTIN SKYHAWKS

2007-08 SCHEDULE

NOVEMBER

1	BETHEL (exhibition)	7:00 p.m.
5	vs. TBA ¹	TBA
6	vs. TBA ¹	TBA
13	CENTRAL BAPTIST COLLEGE	7:00 p.m.
17	at Mississippi State	TBA
19	COVENANT COLLEGE	7:00 p.m.
29	at Arkansas State	7:00 p.m.

DECEMBER

1	at Saint Peter's	1:00 p.m.
8	JACKSONVILLE STATE*	6:00 p.m.
17	at Eastern Kentucky*	6:30 p.m.
19	at Morehead State*	6:30 p.m.
22	at UNLV	6:00 p.m.
29	at Vanderbilt	12:00 p.m.

JANUARY

3	AUSTIN PEAY*	7:30 p.m.
5	SAMFORD*	6:00 p.m.
7	at Tennessee State*	7:30 p.m.
10	at Eastern Illinois*	7:15 p.m.
12	MOREHEAD STATE* (ESPNU)	2:00 p.m.
17	at Austin Peay*	7:30 p.m.
19	MURRAY STATE*	6:00 p.m.
24	at Samford*	7:30 p.m.
26	at Jacksonville State*	4:00 p.m.
29	EASTERN KENTUCKY*	7:30 p.m.
31	TENNESSEE TECH*	7:30 p.m.

FEBRUARY

2	at Southeast Missouri*	7:30 p.m.
7	TENNESSEE STATE*	7:30 p.m.
9	EASTERN ILLINOIS*	6:00 p.m.
14	at Tennessee Tech*	7:30 p.m.
16	SOUTHEAST MISSOURI*	6:00 p.m.
23	at TBA ²	TBA

MARCH

1	at Murray State*	7:30 p.m.
4	OVC Tournament ³	TBA
7-8	OVC Tournament ⁴	TBA

¹2K Sports College Hoops Classic (Memphis, Tenn.)

²O'Reilly ESPNU BracketBusters

³OVC Tournament First Round (campus sites)

⁴OVC Tournament Semis/Finals (Nashville, Tenn.)

Home Games in BOLD

All Times Central and Subject to Change

TEAM NOTES

• The Skyhawks will have almost a completely different team this year, as only three of 12 total players from last year's team are back. That includes starter Gerald Robinson and reserves Joe Bailey and Bryant Craig. Craig is also a member of the Skyhawk football team (as is freshman Brandon Springer).

• Robinson, who averaged 12.9 points per game, averaged 21 points per game in the Skyhawks last five games. He started in one of the last five games and scored a career-high 32 points at Tennessee State (the first of the five games). Robinson led the team in scoring 11 times in 31 games. He also led the team in scoring four of the last five games.

• UT Martin head coach Bret Campbell continues to schedule the toughest opponents possible. Campbell has two Southeastern Conference schools on the slate, Mississippi State and Vanderbilt. The veteran coach also has the Skyhawks set to face Memphis, which advanced to the Elite Eight in last year's NCAA tournament.

Basic Information

Location: Martin, Tenn.
 Enrollment: 7,000
 Founded: 1900 (1951, Senior College)
 Nickname: Skyhawks
 Colors: Navy Blue and Orange
 Chancellor: Dr. Thomas Rakes
 Athletic Director: Phil Dane
 Arena (Capacity): ... Elam Center/Skyhawk Arena (5,000)

Media Relations

Men's Basketball Contact: Joe Lofaro
 Office Phone: (731) 881-7632
 Cell Phone: (731) 514-2905
 Fax: (731) 881-7624
 Email: jlofaro@utm.edu
 Web site: www.UTMSports.com
 Press Row Phone: (731) 881-7694

Team Information

Players Returning/Lost 3/9
 Starters Returning/Lost 1/4
 2006-07 Record/OVC (Finish): ... 8-23/5-15 (11th)
 Postseason: none

All-Time Record: 600-722 (.454)
 All-Time OVC Record: 87-169 (.340)
 Joined OVC: 1992

OVC Regular Season Titles

none

OVC Tournament Titles

none

NCAA Tournament Appearances

none

2007-08 ROSTER

No.	Name	Pos.	Ht.	Wt.	Yr.	Hometown (Last School)
0	Djero Riedewald	F	6-8	200	Jr.	Amsterdam, Netherlands (Polk CC)
1	Benzor Simmons	G	6-5	215	Fr.	Miami, Fla. (Carroll City)
2	Carlos Wright	G	6-1	180	Jr.	Gulfport, Miss. (Mississippi Gulf Coast CC)
3	Gerald Robinson	F	6-9	230	Sr.	Los Angeles, Calif. (Aikin Tech CC)
4	Marquis Weddle	G	6-1	185	Fr.	Union City, Tenn. (Union City)
5	Lester Hudson	G	6-3	190	Jr.	Memphis, Tenn. (Southwest Tennessee CC)
10	Sam Pearson	G	6-2	180	Fr.	St. Louis, Mo. (Hazelwood Central)
15	Brandon Springer	G	6-2	185	Fr.	Tiptonville, Tenn. (Lake County)
20	Bryant Craig	G	6-2	185	So.	Memphis, Tenn. (Craigmont)
21	Olajide Hay	F	6-6	235	Jr.	Henderson, Ky. (Southeastern Illinois CC)
22	Joe Bailey	G	6-2	180	So.	Columbia, Ky. (Pickett County)
24	Daron Hood	G	6-7	235	Fr.	Bigelow, Ark. (Bigelow)
25	Andres Irarrazabal	F	6-7	235	Fr.	Fort Lauderdale, Fla. (Sagemont)
34	George Pruitt	G	6-5	210	Jr.	St. Louis, Mo. (Des Moines Area CC)

COACHING STAFF

Head Coach Bret Campbell

Alma Mater: Valdosta State, 1983

Hometown: Anderson, Ind.

Family: Wife - Marcia

..... Children - Caitlan, Cannon, Carter

Career Record: 86-141 (8 yrs.)

School Record: same

OVC Record: 48-90

OVC Tournament Appearances: 5

NCAA Tournament Appearances: 0

Assistant Coaches

Jason James 5th season (Graceland, 2000)

David Draper 2nd season (Central Oklahoma, 1989)

Jack Castleberry 1st season (VMI, 2007)



Career Head Coaching Record

Year	School	Overall	Conf.	Year	School	Overall	Conf.
1999-00	UT Martin	10-19	7-11	2003-04	UT Martin	10-18	5-11
2000-01	UT Martin	10-18	5-11	2004-05	UT Martin	6-21	3-13
2001-02	UT Martin	15-14	7-9	2005-06	UT Martin	13-15	9-11
2002-03	UT Martin	14-14	7-9	2006-07	UT Martin	8-23	5-15

Coach Campbell Facts

Campbell enters his ninth year at Tennessee-Martin, making him the second longest tenured coach in the League (behind Austin Peay's Dave Loos)...In only his third season with the program (2001-02), he led the Skyhawks to its first winning season (15-14) at the Division I level and followed that with a 14-14 campaign the next season...Prior to his time at Tennessee-Martin, Campbell was an assistant coach at Austin Peay (1992-99), Central Florida (1989-92), Birmingham Southern (1987-89), Kennesaw State (1985-87) and his alma mater, Valdosta State (1983-85)...He graduated from Valdosta State as the programs all-time assists leader.

2006-07 STATISTICS

PLAYER	GP-GS	MIN	TOTAL			3-POINTERS			REBOUNDS			AVG	PF-FO	A	TO	BLK	STL	PTS-AVG	
			FG-FGA	PCT	FG-FGA	PCT	FT-FTA	PCT	OFF	DEF	TOT								
ROBINSON, Gerald	31-15	756	24.4	134-317	.423	46-128	.359	87-138	.630	69	120	189	6.1	66-3	22	52	10	29	401-12.9
Conference-Only	20-8	492	24.6	94-210	.448	34-90	.378	61-95	.642	41	83	124	6.2	32-1	15	38	8	18	283-14.2
WOODFORK, Cleve	31-30	807	26.0	113-220	.514	0-0	.000	99-131	.756	69	86	155	5.0	103-8	27	79	8	22	325-10.5
Conference-Only	20-20	539	27.0	80-143	.559	0-0	.000	77-94	.819	45	56	101	5.1	65-4	19	46	6	14	237-11.9
TOLLIVER, McClenon	31-31	937	30.2	82-223	.368	17-79	.215	71-103	.689	22	67	89	2.9	53-0	75	64	0	30	252-8.1
Conference-Only	20-20	593	29.7	53-139	.381	9-50	.180	40-60	.667	11	38	49	2.5	39-0	50	39	0	15	155-7.8
KNIGHT, Zerek	31-29	863	27.8	82-214	.383	13-42	.310	44-82	.537	40	60	100	3.2	85-6	83	93	3	53	221-7.1
Conference-Only	20-18	551	27.6	52-126	.413	7-20	.350	32-55	.582	23	41	64	3.2	53-4	54	57	3	30	143-7.2
LEWIS, Will	31-21	679	21.9	73-153	.477	0-0	.000	69-96	.719	55	121	176	5.7	86-5	26	57	16	17	215-6.9
Conference-Only	20-10	409	20.5	44-87	.506	0-0	.000	45-62	.726	35	62	97	4.9	44-1	13	28	9	12	133-6.7
JONES, McKale	31-10	469	15.1	57-115	.496	0-0	.000	56-88	.636	39	88	127	4.1	70-1	9	35	6	11	170-5.5
Conference-Only	20-9	323	16.2	47-81	.580	0-0	.000	37-56	.661	26	67	93	4.7	40-0	5	25	6	8	131-6.6
BAILEY, Joseph	30-0	377	12.6	46-150	.307	42-136	.309	12-15	.800	3	25	28	0.9	27-0	14	27	0	7	146-4.9
Conference-Only	20-0	263	13.2	29-104	.279	28-96	.292	10-13	.769	3	13	16	0.8	18-0	14	16	0	7	96-4.8
FLATT, Justin	29-4	415	14.3	30-89	.337	24-73	.329	8-15	.533	5	18	23	0.8	19-0	29	30	1	9	92-3.2
Conference-Only	18-1	182	10.1	6-36	.167	3-28	.107	5-7	.714	4	7	11	0.6	10-0	19	17	1	3	20-1.1
HARRIS, Spencer	31-15	656	21.2	28-78	.359	14-40	.350	12-17	.706	4	43	47	1.5	34-0	88	53	0	25	82-2.6
Conference-Only	20-14	482	24.1	18-57	.316	11-30	.367	10-13	.769	1	32	33	1.7	26-0	64	41	0	17	57-2.9
CRAIG, Bryant	10-0	42	4.2	6-14	.429	4-9	.444	6-6	1.000	1	1	2	0.2	4-0	4	1	0	1	22-2.2
Conference-Only	7-0	35	5.0	5-12	.417	4-8	.500	4-4	1.000	1	1	2	0.3	4-0	4	1	0	0	18-2.6
ANOKA, Dexter	20-0	131	6.6	7-21	.333	5-16	.313	2-2	1.000	1	4	5	0.3	15-0	15	11	0	5	21-1.1
Conference-Only	16-0	97	6.1	2-13	.154	1-8	.125	0-0	.000	0	4	4	0.3	10-0	11	7	0	5	5-0.3
DORSE, Lorenzo	16-0	56	3.5	4-11	.364	0-0	.000	2-8	.250	3	6	9	0.6	6-0	1	2	4	0	10-0.6
Conference-Only	10-0	22	2.2	2-4	.500	0-0	.000	0-1	.000	1	1	2	0.2	2-0	0	0	1	0	4-0.4
INGRAM, Vashon	1-0	3	3.0	0-4	.000	0-4	.000	0-0	.000	0	1	1	1.0	1-0	0	0	0	0	0-0.0
Conference-Only	0-0	0	0.0	0-0	.000	0-0	.000	0-0	.000	0	0	0	0.0	0-0	0	0	0	0	0-0.0
HOOD, Daron	1-0	1	1.0	0-0	.000	0-0	.000	0-0	.000	0	0	0	0.0	0-0	0	0	0	0	0-0.0
Conference-Only	1-0	1	1.0	0-0	.000	0-0	.000	0-0	.000	0	0	0	0.0	0-0	0	0	0	0	0-0.0
Total	31	6200		662-1611	.411	165-528	.313	468-701	.668	365	702	1067	34.4	570-23	393	510	48	210	1957-63.1
Conference-Only	20	4000		433-1013	.427	98-331	.296	321-460	.698	225	436	661	33.0	346-10	269	321	34	130	1285-64.2
Opponents	31	6200		773-1687	.458	232-632	.367	388-620	.626	327	703	1030	33.2	628-21	478	437	94	272	2166-69.9
Conference-Only	20	4000		503-1064	.473	157-409	.384	252-390	.646	197	428	625	31.3	400-15	317	260	58	190	1415-70.8

Attendance

	UTM	Opponents
Total	26,152	68,589
Home Games/Avg.	14/1,868	15/3,577
Neutral Sites/Avg.	-	27,468

Scoring by Period

	1st	2nd	OT	Total
UT Martin	903	1054	-	1957
Opponents	1035	1131	-	2166

Deadball Rebounds

	Off.	Def.	Total
UT Martin	105	13	118
Opponents	104	9	113

2006-07 RESULTS (8-23, 5-15 OVC – Home: 5-9, Away: 2-13, Neutral: 1-1)

NOVEMBER

10	vs. High Point ¹	W, 64-61
11	at Cincinnati ¹	L, 67-49
12	vs. Howard ¹	L, 86-81
16	at Southern Mississippi	L, 77-67
20	ARKANSAS STATE	L, 68-63
25	at Arkansas-Little Rock	L, 58-56
29	EVANSVILLE	L, 75-57

DECEMBER

2	at Southeast Missouri*	L, 81-79
5	FREED-HARDEMAN	W, 70-58
9	at Jacksonville State*	W, 70-69
16	at Saint Louis	L, 77-53
18	MOREHEAD STATE*	L, 56-55
20	EASTERN KENTUCKY*	L, 82-69
28	at Hawai'i	L, 66-53

JANUARY

2	at Austin Peay*	L, 74-61
4	at Samford*	L, 55-41
6	TENNESSEE STATE*	W, 73-65
11	EASTERN ILLINOIS*	W, 67-43
13	at Morehead State*	L, 70-48
18	AUSTIN PEAY*	L, 75-60
20	at Murray State*	L, 78-65

25	SAMFORD*	L, 71-66
27	JACKSONVILLE STATE*	W, 83-60
29	at Eastern Kentucky*	L, 94-57

FEBRUARY


1	at Tennessee Tech*	L, 82-74
3	SOUTHEAST MISSOURI*	L, 73-69
6	at Tennessee State*	W, 76-74
10	at Eastern Illinois*	L, 74-59
13	TENNESSEE TECH*	L, 65-61
17	SAINT PETER'S¹	W, 59-58
24	MURRAY STATE*	L, 74-52

¹ Jim Thorpe Association Classic (Cincinnati, Ohio)

² O'Reilly ESPNU BracketBusters

* Ohio Valley Conference Game

Home Games in Bold



Gerald Robinson
Senior • Forward
12.9 points, 6.1 rebounds per game

2006-07 MEN'S BASKETBALL ALL-OVC TEAMS

OVC Player of the Year: Drake Reed, Austin Peay

OVC Co-Freshmen of the Year: Adam Leonard, Eastern Kentucky & Romain Martin, Eastern Illinois

OVC Coach of the Year: Dave Loos, Austin Peay

ALL-OVC FIRST TEAM

<u>NAME, SCHOOL</u>	<u>POS.</u>	<u>HT.</u>	<u>WT.</u>	<u>YR.</u>	<u>HOMETOWN</u>	<u>KEY STATS</u>
*#Courtney Bradley, Jacksonville State	F	6'5	215	Sr.	Utica, Miss.	17.0 ppg, 7.0 rpg, 46.2 FG%
Anthony Fisher, Tennessee Tech	G	6'2	180	Jr.	Alpharetta, Ga.	17.2 ppg, 4.3 apg, 41.7 FG%, 62 3-pointers
Randall Gulina, Samford	G	6'1	200	Sr.	Baton Rouge, La.	18.1 ppg, 3.4 rpg, 80 3-pointers
Drake Reed, Austin Peay	F	6'5	235	So.	Clarksville, Tenn.	15.8 ppg, 6.0 rpg, 51.9 FG%
#Belton Rivers, Tennessee Tech	G	6'4	180	Sr.	Atlanta, Ga.	17.8 ppg, 2.5 apg, 92 3-pointers

ALL-OVC SECOND TEAM

<u>NAME, SCHOOL</u>	<u>POS.</u>	<u>HT.</u>	<u>WT.</u>	<u>YR.</u>	<u>HOMETOWN</u>	<u>KEY STATS</u>
Bruce Carter, Murray State	G	6'4	200	Jr.	Detroit, Mich.	12.1 ppg, 5.4 rpg, 1.9 apg, 0.9 spg
Fernandez Lockett, Austin Peay	F	6'5	210	Jr.	Madison, Ala.	11.9 ppg, 7.9 rpg, 47.9 FG%
**Clarence Matthews, Tennessee State	F	6'7	250	Sr.	Beaumont, Texas	12.7 ppg, 7.7 rpg, 1.2 bpg, 46.6 FG%
Amadi McKenzie, Tennessee Tech	F	6'7	225	Jr.	Atlanta, Ga.	13.9 ppg, 7.8 rpg, 60.8 FG%
Mike Rose, Eastern Kentucky	G	6'3	185	So.	Chicago, Ill.	15.1 ppg, 3.8 rpg, 1.6 spg, 88 3-pointers

ALL-NEWCOMER TEAM

<u>NAME, SCHOOL</u>	<u>POS.</u>	<u>HT.</u>	<u>WT.</u>	<u>YR.</u>	<u>HOMETOWN</u>	<u>KEY STATS</u>
Bruce Carter, Murray State	G	6'4	200	Jr.	Detroit, Mich.	12.1 ppg, 5.4 rpg, 1.9 apg, 0.9 spg
Brandon Foust, Southeast Missouri	F	6'6	215	Jr.	Columbus, Ohio	12.0 ppg, 5.6 rpg, 1.6 apg, 48.2 FG%
Adam Leonard, Eastern Kentucky	G	6'0	185	Fr.	Lee's Summit, Mo.	12.5 ppg, 2.6 apg, 104 3-pointers
Romain Martin, Eastern Illinois	G	6'3	180	Fr.	Minneapolis, Minn.	14.8 ppg, 42.4 FG%, 68 3-pointers
Gerald Robinson, Tennessee-Martin	F	6'9	230	Jr.	Los Angeles, Calif.	12.9 ppg, 6.1 rpg, 42.3 FG%

* - All-OVC 1st Team in 2005-06

** - All-OVC 2nd Team in 2005-06

- All-Newcomer Team in 2005-06



Dave Loos
OVC Coach of the Year



Drake Reed
OVC Player of the Year



Romain Martin & Adam Leonard
OVC Co-Freshmen of the Year

2006-07 SUPERLATIVES

INDIVIDUAL GAME HIGHS

POINTS

38 - Randall Gulina, SAM vs. Tenn. Temple (11/14/06)
35 - Done by Three Different Players

FIELD GOALS MADE

14 - Randall Gulina, SAM vs. Tenn. Temple (11/14/06)
14 - Andrae Belton, TSU vs. Murray State (1/4/07)

FIELD GOAL ATTEMPTS

23 - Andrae Belton, TSU vs. Murray State (1/4/07)
22 - Done by Four Different Players

FIELD GOAL PERCENTAGE

1.000 (9-9) - Harold Crow, JSU vs. Samford (1/6/07)
1.000 (9-9) - Amadi McKenzie, TTU vs. Tenn.-Martin (2/13/07)

3-POINTERS MADE

7 - Done by Seven Different Players

3-POINTERS ATTEMPTED

15 - Ladarious Weaver, TSU vs. Tenn.-Martin (2/6/07)
15 - Adam Leonard, EKU vs. Youngstown St. (2/17/07)

FREE THROWS MADE

16 - Mike Robinson, EIU vs. Tennessee-Martin (2/10/07)
15 - Reiley Ervin, TSU vs. Jacksonville St. (1/13/07)

FREE THROWS ATTEMPTED

18 - Mike Robinson, EIU vs. Tennessee-Martin (2/10/07)
16 - Done by Two Different Players

FREE THROW PERCENTAGE

1.000 (10-10) - Jerry Smith, SAM vs. Murray St. (2/27/07)
1.000 (9-9) - Done by Two Different Players

REBOUNDS

17 - Courtney Bradley, JSU vs. VMI (12/2/06)
14 - Done by Six Different Players

ASSISTS

12 - DeAndre Bray, JSU vs. Tennessee-Martin (12/9/06)
11 - Done by Three Different Players

STEALS

8 - Mike Robinson, EIU vs. Louisiana-Monroe (11/10/06)
7 - Derek Wright, APSU vs. Eastern Kentucky (2/22/07)

BLOCKED SHOTS

5 - Clarence Matthews, TSU vs. Towson (11/25/06)
5 - J.P. Felder, APSU vs. Tennessee Tech (12/2/06)

TURNOVERS

10 - Reiley Ervin, TSU vs. Western Kentucky (11/19/06)
10 - Julian Mascoll, EKU vs. Murray State (2/8/07)

TEAM GAME HIGHS

POINTS

110 - Tennessee Tech vs. Bluefield College (11/13/06)
98 - Austin Peay vs. Eastern Illinois (2/8/07)

FIELD GOALS MADE

43 - Tennessee Tech vs. Bluefield College (11/13/06)
38 - Done by Two Different Schools

FIELD GOAL ATTEMPTS

84 - Tennessee Tech vs. Bluefield College (11/13/06)
77 - Tennessee Tech vs. Kansas State (11/18/06)

FIELD GOAL PERCENTAGE

.660 (33-50) - Austin Peay vs. Eastern Illinois (2/8/07)
.650 (26-40) - Samford vs. Morehead State (1/18/07)

3-POINTERS MADE

14 - Samford vs. Arizona (11/22/06)
14 - Morehead State vs. Eastern Kentucky (2/1/07)

3-POINTERS ATTEMPTED

43 - Samford vs. Arizona (11/22/06)
37 - Morehead State vs. Eastern Kentucky (2/1/07)

FREE THROWS MADE

33 - Austin Peay vs. Tennessee State (2/27/07)
31 - Done by Two Different Schools

FREE THROWS ATTEMPTED

47 - Southeast Missouri vs. Murray State (1/8/07)
44 - Donoe by Two Different Schools

FREE THROW PERCENTAGE

1.000 (9-9) - Murray State vs. San Diego St. (11/10/06)
1.000 (8-8) - Done by Two Different Schools

REBOUNDS

58 - Tennessee Tech vs. Bluefield College (11/13/06)
56 - Austin Peay vs. Tennessee Wesleyan (11/27/06)

ASSISTS

25 - Murray State vs. Anderson University (12/4/06)
24 - Eastern Kentucky vs. Tennessee-Martin (1/29/07)

STEALS

19 - Eastern Kentucky vs. Tennessee-Martin (1/29/07)
18 - Tennessee Tech vs. Southeast Missouri (2/27/07)

BLOCKED SHOTS

10 - Eastern Kentucky vs. Morehead State (2/27/07)
9 - Austin Peay vs. Tennessee Tech (12/2/06)

TURNOVERS

27 - Tennessee-Martin at Southeast Missouri (12/2/06)
26 - Done by Three Different Schools

OVC IN NCAA STAT LEADERS

INDIVIDUALS

SCORING (National Leader = 28.1 ppg)

63. Randall Gulina, SAM 18.1
69. Belton Rivers, TTU 17.8
90. Anthony Fisher, TTU 17.2
97. Courtney Bradley, JSU 17.0

REBOUNDING (National Leader = 13.1 rpg)

73. Fernandez Lockett, APSU 7.9
82. Amadi McKenzie, TTU 7.8
89. Clarence Matthews, JSU 7.7

ASSISTS (National Leader = 8.7 apg)

40. DeAndre Bray, JSU 5.2
63. Julian Mascoll, EKU 4.8

STEALS (National Leader = 3.4 spg)

31. Julian Mascoll, EKU 2.2
33. Mike Robinson, EIU 2.2
37. Derek Wright, APSU 2.1

FG PERCENTAGE (National Leader = 67.8%)

17. Amadi McKenzie, TTU 60.8%
77. Drake Reed, APSU 51.9%

3-PT FG PERCENTAGE (National Leader = 50.0%)

54. Mike Rose, EKU 39.8%
61. Adam Leonard, EKU 39.5%
82. Randall Gulina, SAM 37.4%
94. Belton Rivers, TTU 36.4%
95. Ladarious Weaver, TSU 36.3%

3-POINTERS MADE/GAME (National Leader = 4.1)

18. Adam Leonard, EKU 3.2
43. Ladarious Weaver, TSU 2.9
33. Belton Rivers, TTU 2.9
77. Mike Rose, EKU 2.7

FT PERCENTAGE (National Leader = 96.1%)

95. Landon Shipley, APSU 82.0%
96. Mike Robinson, EIU 81.8%

TEAMS

SCORING OFFENSE (National Leader = 100.9)

58. Tennessee Tech 75.1

SCORING DEFENSE (National Leader = 53.3)

20. Samford 60.4
53. Eastern Kentucky 63.3
93. Morehead State 65.4

FG PERCENTAGE (National Leader = 52.6%)

67. Eastern Kentucky 42.6%

FG % DEFENSE (National Leader = 37.1%)

51. Murray State 41.1%
66. Tennessee Tech 41.4%

3-PT FG'S PER GAME (National Leader = 13.4)

34. Southeast Missouri 8.2
41. Eastern Kentucky 8.0
47. Samford 7.9

FT PERCENTAGE (National Leader = 78.1%)

57. Samford 72.6%
58. Eastern Illinois 72.6%

REBOUNDING MARGIN (National Leader = +9.6)

67. Morehead State +3.3
71. Tennessee Tech +3.2

ASSISTS (National Leader = 20.6)

57. Morehead State 15.2
99. Eastern Kentucky 14.5

STEALS (National Leader = 14.8)

51. Southeast Missouri 8.0
55. Eastern Kentucky 8.0
75. Austin Peay 7.7

BLOCKS (National Leader = 8.5)

67. Southeast Missouri 4.1

TURNOVERS PER GAME (National Leader = 9.5)

3. Samford 10.4
72. Austin Peay 13.2
90. Eastern Kentucky 13.5

FOULS/GAME (National Leader = 13.6)

1. Eastern Kentucky 13.6
5. Samford 14.6
96. Austin Peay 17.6

2007-08 PLAYERS OF THE WEEK

PLAYER

N13 - Shaun Williams, Morehead State
N20 - Randall Gulina, Samford
N27 - Quentin Pryor, Morehead State
D4 - Anthony Fisher, Tennessee Tech
D11 - Belton Rivers, Tennessee Tech
D18 - Courtney Bradley, Jacksonville State
J2 - Drake Reed, APSU & Randall Gulina, Samford
J8 - Tyler Holloway, Murray State

NEWCOMER

N13 - Gerald Robinson, Tennessee-Martin
N20 - Ladarious Weaver, Tennessee State
N27 - Ladarious Weaver, Tennessee State
D4 - Gerald Robinson, Tennessee-Martin
D11 - Bruce Carter, Murray State
D18 - Michael Rembert, Southeast Missouri
J2 - Bruce Carter, Murray State
J8 - Bruce Carter, Murray State

FRESHMAN

N13 - Josh Daniel, Eastern Kentucky
N20 - Maze Stallworth, Morehead State
N27 - Romain Martin, Eastern Illinois
D4 - Romain Martin, Eastern Illinois
D11 - Romain Martin, Eastern Illinois
D18 - Tracy Thomas, Jacksonville State
J2 - Romain Martin, Eastern Illinois
J8 - Roderick Pearson, Southeast Missouri

J15 - Belton Rivers, Tennessee Tech
J22 - Courtney Bradley, Jacksonville State
J29 - Anthony Fisher, Tennessee Tech
F5 - Mike Rose, Eastern Kentucky
F12 - Gerald Robinson, Tennessee-Martin
F19 - Amadi McKenzie, Tennessee Tech
F26 - Courtney Bradley, JSU & Anthony Fisher, TTU

J15 - Brandon Foust, Southeast Missouri
J22 - Brandon Foust, Southeast Missouri
J29 - Michael Rembert, Southeast Missouri
F5 - Bruce Carter, Murray State
F12 - Erik Adams, JSU & Ladarious Weaver, TSU
F19 - Gerald Robinson, Tennessee-Martin
F26 - Brandon Foust, Southeast Missouri

J15 - Adam Leonard, Eastern Kentucky
J22 - Maze Stallworth, Morehead State
J29 - Wes Channels, APSU & Ousmane Cisse, EIU
F5 - Adam Leonard, Eastern Kentucky
F12 - Adam Leonard, Eastern Kentucky
F19 - Romain Martin, Eastern Illinois
F26 - Wes Channels, Austin Peay

2006-07 MEN'S BASKETBALL OVERALL TEAM STATISTICS

	Conference Games						All Games						
	<u>W</u>	<u>L</u>	<u>Pct.</u>	<u>Home</u>	<u>Away</u>	<u>Streak</u>	<u>W</u>	<u>L</u>	<u>Pct.</u>	<u>Home</u>	<u>Away</u>	<u>Neutral</u>	<u>Streak</u>
y-Austin Peay	16	4	.800	9-1	7-3	L1	21	12	.636	13-2	7-9	1-1	L2
z-Eastern Kentucky	13	7	.650	7-3	6-4	W1	21	12	.636	11-3	8-8	2-1	L1
x-Tennessee Tech	13	7	.650	9-1	4-6	L1	19	13	.594	13-1	5-9	1-3	L1
x-Murray State	13	7	.650	6-4	7-3	W2	16	14	.533	8-5	8-7	0-2	L1
x-Samford	12	8	.600	7-3	5-5	W1	16	16	.500	9-4	6-10	1-2	L1
x-Southeast Missouri	9	11	.450	4-6	5-5	L1	11	20	.355	5-8	6-10	0-2	L2
x-Morehead State	8	12	.400	5-5	3-7	W1	12	18	.400	8-8	4-10	0-0	L1
x-Tennessee State	8	12	.400	5-5	3-7	L1	12	20	.375	7-6	3-14	2-0	L2
Jacksonville State	7	13	.350	5-5	2-8	W1	9	21	.300	6-7	2-12	1-2	W1
Eastern Illinois	6	14	.300	3-7	3-7	L1	10	20	.333	7-7	3-11	0-2	L1
Tennessee-Martin	5	15	.250	3-7	2-8	L3	8	23	.258	5-9	2-13	1-1	L1

y - 2007 Ohio Valley Conference Regular Season Champion

x - 2007 O'Reilly OVC Tournament Participant

z - 2007 O'Reilly Ohio Valley Conference Tournament Champion

Scoring Offense

	<u>G</u>	<u>W-L</u>	<u>PTS.</u>	<u>AVG.</u>
1. Tennessee Tech	32	19-13	2404	75.1
2. Austin Peay	33	21-12	2310	70.0
3. Southeast Missouri	31	11-20	2153	69.5
4. Jacksonville State	30	9-21	1999	66.6
5. Murray State	30	16-14	1993	66.4
6. Eastern Kentucky	33	21-12	2151	65.2
7. Morehead State	30	12-18	1936	64.5
8. Tennessee State	32	12-20	2065	64.5
9. Tennessee-Martin	31	8-23	1957	63.1
10. Eastern Illinois	30	10-20	1832	61.1
11. Samford	32	16-16	1898	59.3

Scoring Margin

	<u>G</u>	<u>OFF</u>	<u>DEF</u>	<u>MARGIN</u>
1. Tennessee Tech	32	75.1	71.7	+3.4
2. Austin Peay	33	70.0	67.0	+3.0
3. Eastern Kentucky	33	65.2	63.3	+1.9
4. Murray State	30	66.4	65.8	+0.7
5. Morehead State	30	64.5	65.4	-0.9
6. Samford	32	59.3	60.4	-1.1
7. Jacksonville State	30	66.6	71.5	-4.9
8. Tennessee State	32	64.5	69.4	-4.9
9. Eastern Illinois	30	61.1	66.3	-5.2
10. Tennessee-Martin	31	63.1	69.9	-6.7
11. Southeast Missouri	31	69.5	76.9	-7.4

Field Goal Percentage Offense

	<u>G</u>	<u>FG</u>	<u>FGA</u>	<u>PCT.</u>
1. Eastern Kentucky	33	782	1691	.462
2. Tennessee Tech	32	815	1797	.454
3. Samford	32	644	1437	.448
4. Murray State	30	721	1619	.445
5. Austin Peay	33	797	1795	.444
6. Morehead State	30	713	1644	.434
7. Jacksonville State	30	731	1696	.431
8. Southeast Missouri	31	729	1741	.419
9. Tennessee-Martin	31	662	1611	.411
10. Eastern Illinois	30	648	1587	.408
11. Tennessee State	32	707	1803	.392

3-Point Field Goal Percentage Offense

	<u>G</u>	<u>FG</u>	<u>FGA</u>	<u>PCT.</u>
1. Murray State	30	176	498	.353
2. Austin Peay	33	207	593	.349
3. Eastern Kentucky	33	264	758	.348
4. Tennessee Tech	32	203	598	.339
5. Samford	32	252	755	.334
6. Southeast Missouri	31	254	765	.332
7. Eastern Illinois	30	139	432	.322
8. Tennessee State	32	221	693	.319
9. Jacksonville State	30	174	547	.318
10. Morehead State	30	183	577	.317
11. Tennessee-Martin	31	165	528	.313

Scoring Defense

	<u>G</u>	<u>PTS.</u>	<u>AVG.</u>
1. Samford	32	1934	60.4
2. Eastern Kentucky	33	2089	63.3
3. Morehead State	30	1962	65.4
4. Murray State	30	1973	65.8
5. Eastern Illinois	30	1988	66.3
6. Austin Peay	33	2211	67.0
7. Tennessee State	32	2222	69.4
8. Tennessee-Martin	31	2166	69.9
9. Jacksonville State	30	2146	71.5
10. Tennessee Tech	32	2295	71.7
11. Southeast Missouri	31	2383	76.9

Free Throw Percentage

	<u>G</u>	<u>FTM</u>	<u>FTA</u>	<u>PCT.</u>
1. Samford	32	358	493	.726
2. Eastern Illinois	30	397	547	.726
3. Murray State	30	375	549	.683
4. Austin Peay	33	509	746	.682
5. Eastern Kentucky	33	323	475	.680
6. Jacksonville State	30	363	539	.673
7. Tennessee State	32	430	642	.670
8. Tennessee Tech	32	571	855	.668
9. Tennessee-Martin	31	468	701	.668
10. Morehead State	30	327	504	.649
11. Southeast Missouri	31	441	698	.632

Field Goal Percentage Defense

	<u>G</u>	<u>FG</u>	<u>FGA</u>	<u>PCT.</u>
1. Murray State	30	644	1566	.411
2. Tennessee Tech	32	773	1866	.414
3. Eastern Illinois	30	667	1561	.427
4. Jacksonville State	30	733	1684	.435
5. Tennessee State	32	746	1681	.444
6. Austin Peay	33	787	1769	.445
7. Eastern Kentucky	33	775	1700	.456
8. Morehead State	30	659	1442	.457
9. Tennessee-Martin	31	773	1687	.458
10. Samford	32	718	1545	.465
11. Southeast Missouri	31	842	1764	.477

3-Point Field Goal Percentage Defense

	<u>G</u>	<u>FG</u>	<u>FGA</u>	<u>PCT.</u>
1. Murray State	30	181	589	.307
2. Tennessee Tech	32	224	707	.317
3. Austin Peay	33	227	707	.321
4. Tennessee State	32	210	635	.331
5. Eastern Illinois	30	208	604	.344
6. Samford	32	178	507	.351
7. Jacksonville State	30	208	590	.353
8. Eastern Kentucky	33	228	636	.358
9. Tennessee-Martin	31	232	632	.367
10. Southeast Missouri	31	210	569	.369
11. Morehead State	30	225	576	.391

3-Point Field Goals Made

	<u>G</u>	<u>3FG</u>	<u>AVG.</u>
1. Southeast Missouri	31	254	8.19
2. Eastern Kentucky	33	264	8.00
3. Samford	32	252	7.88
4. Tennessee State	32	221	6.91
5. Tennessee Tech	32	203	6.34
6. Austin Peay	33	207	6.27
7. Morehead State	30	183	6.10
8. Murray State	30	176	5.87
9. Jacksonville State	30	174	5.80
10. Tennessee-Martin	31	165	5.32
11. Eastern Illinois	30	139	4.63

Assists

	<u>G</u>	<u>ASSISTS</u>	<u>AVG.</u>
1. Morehead State	30	455	15.17
2. Eastern Kentucky	33	477	14.45
3. Jacksonville State	30	416	13.87
4. Murray State	30	409	13.63
5. Tennessee Tech	32	431	13.47
6. Austin Peay	33	439	13.30
7. Samford	32	417	13.03
8. Southeast Missouri	31	401	12.94
9. Tennessee-Martin	31	393	12.68
10. Eastern Illinois	30	358	11.93
11. Tennessee State	32	372	11.63

Steals

	<u>G</u>	<u>STEALS</u>	<u>AVG.</u>
1. Southeast Missouri	31	249	8.03
2. Eastern Kentucky	33	263	7.97
3. Austin Peay	33	255	7.73
4. Jacksonville State	30	216	7.20
5. Murray State	30	214	7.13
6. Tennessee-Martin	31	210	6.77
7. Tennessee Tech	32	216	6.75
8. Morehead State	30	182	6.07
9. Tennessee State	32	192	6.00
10. Eastern Illinois	30	167	5.57
11. Samford	32	168	5.25

Blocked Shots

	<u>G</u>	<u>BLOCKS</u>	<u>AVG.</u>
1. Southeast Missouri	31	126	4.06
2. Tennessee Tech	32	110	3.44
3. Tennessee State	32	100	3.13
4. Jacksonville State	30	89	2.97
5. Austin Peay	33	96	2.91
6. Murray State	30	84	2.80
7. Eastern Kentucky	33	84	2.55
8. Eastern Illinois	30	58	1.93
9. Morehead State	30	54	1.80
10. Samford	32	51	1.59
11. Tennessee-Martin	31	48	1.55



Jacksonville State's Courtney Bradley averaged 17.0 points and 7.0 rebounds per game during his senior season last year. Both marks ranked in the top five in the OVC.

Rebounding Margin


	<u>G</u>	<u>TEAM</u>	<u>AVG</u>	<u>OPP</u>	<u>AVG</u>	<u>MARGIN</u>
1. Morehead State	30	1005	33.5	906	30.2	+3.3
2. Tennessee Tech	32	1229	38.4	1129	35.3	+3.1
3. Tennessee-Martin	31	1067	34.4	1030	33.2	+1.2
4. Eastern Illinois	30	1031	34.4	998	33.3	+1.1
5. Tennessee State	32	1152	36.0	1124	35.1	+0.9
6. Murray State	30	1016	33.9	998	33.3	+0.6
7. Austin Peay	33	1097	33.2	1121	34.0	-0.7
8. Jacksonville State	30	1037	34.6	1086	36.2	-1.6
9. Southeast Missouri	31	1029	33.2	1147	37.0	-3.8
10. Eastern Kentucky	33	930	28.2	1062	32.2	-4.0
11. Samford	32	823	25.7	959	30.0	-4.2

Assist/Turnover Ratio

	<u>G</u>	<u>ASST.</u>	<u>AVG.</u>	<u>TURN.</u>	<u>AVG.</u>	<u>RATIO</u>
1. Samford	32	417	13.0	334	10.4	1.25
2. Morehead State	30	455	15.2	422	14.1	1.08
3. Eastern Kentucky	33	477	14.5	446	13.5	1.07
4. Austin Peay	33	439	13.3	435	13.2	1.01
5. Jacksonville State	30	416	13.9	422	14.1	0.99
6. Murray State	30	409	13.6	452	15.1	0.90
7. Tennessee Tech	32	431	13.5	496	15.5	0.87
8. Eastern Illinois	30	358	11.9	416	13.9	0.86
9. Tennessee State	32	372	11.6	444	13.9	0.84
10. Tennessee-Martin	31	393	12.7	510	16.5	0.77
11. Southeast Missouri	31	401	12.9	528	17.0	0.76

Turnover Margin

	<u>G</u>	<u>TEAM</u>	<u>AVG</u>	<u>OPP</u>	<u>AVG</u>	<u>MARGIN</u>
1. Austin Peay	33	435	13.2	515	15.6	+2.42
2. Eastern Kentucky	33	446	13.5	513	15.5	+2.03
3. Morehead State	30	422	14.1	461	15.4	+1.30
4. Tennessee State	32	444	13.9	435	13.6	-0.28
5. Samford	32	334	10.4	319	10.0	-0.47
6. Murray State	30	452	15.1	434	14.5	-0.60
7. Jacksonville State	30	422	14.1	402	13.4	-0.67
8. Southeast Missouri	31	528	17.0	503	16.2	-0.81
9. Tennessee Tech	32	496	15.5	454	14.2	-1.31
10. Eastern Illinois	30	416	13.9	367	12.2	-1.63
11. Tennessee-Martin	31	510	16.5	437	14.1	-2.35



Eastern Kentucky's Adam Leonard knocked down a OVC-best 104 3-pointers last season. He connected on 39.5 percent of his attempts, a mark that was fourth best in the OVC, and his 3.15 3-pointers per game was most in the League. Leonard, who shared the Co-Freshman of the Year award, finished the season 12th in scoring (12.5).

2006-07 MEN'S BASKETBALL CONFERENCE-ONLY TEAM STATISTICS

Scoring Offense

	<u>G</u>	<u>W-L</u>	<u>PTS.</u>	<u>AVG.</u>
1. Southeast Missouri	20	9-11	1490	74.5
2. Tennessee Tech	20	13-7	1476	73.8
3. Austin Peay	20	16-4	1455	72.8
4. Murray State	20	13-7	1350	67.5
5. Eastern Kentucky	20	13-7	1338	66.9
6. Jacksonville State	20	7-13	1300	65.0
7. Tennessee State	20	8-12	1293	64.7
8. Tennessee-Martin	20	5-15	1285	64.2
9. Morehead State	20	8-12	1283	64.2
10. Eastern Illinois	20	6-14	1252	62.6
11. Samford	20	12-8	1159	58.0

Field Goal Percentage Offense

	<u>G</u>	<u>FG</u>	<u>FGA</u>	<u>PCT.</u>
1. Austin Peay	20	496	1046	.474
2. Eastern Kentucky	20	470	1005	.468
3. Tennessee Tech	20	490	1079	.454
4. Samford	20	394	884	.446
5. Murray State	20	479	1081	.443
6. Morehead State	20	471	1065	.442
7. Southeast Missouri	20	496	1131	.439
8. Jacksonville State	20	475	1088	.437
9. Tennessee-Martin	20	433	1013	.427
10. Eastern Illinois	20	430	1033	.416
11. Tennessee State	20	441	1121	.393

3-Point Field Goal Percentage Offense

	<u>G</u>	<u>FG</u>	<u>FGA</u>	<u>PCT.</u>
1. Austin Peay	20	138	342	.404
2. Southeast Missouri	20	182	506	.360
3. Murray State	20	117	326	.359
4. Eastern Kentucky	20	153	439	.349
5. Tennessee State	20	152	448	.339
6. Tennessee Tech	20	125	378	.331
7. Samford	20	157	479	.328
8. Jacksonville State	20	118	361	.327
9. Eastern Illinois	20	90	276	.326
10. Morehead State	20	119	391	.304
11. Tennessee-Martin	20	98	331	.296

Free Throw Percentage

	<u>G</u>	<u>FTM</u>	<u>FTA</u>	<u>PCT.</u>
1. Eastern Illinois	20	302	408	.740
2. Samford	20	214	291	.735
3. Tennessee-Martin	20	321	460	.698
4. Tennessee State	20	259	372	.696
5. Austin Peay	20	325	470	.691
6. Eastern Kentucky	20	245	357	.686
7. Jacksonville State	20	232	340	.682
8. Murray State	20	275	408	.674
9. Tennessee Tech	20	371	561	.661
10. Southeast Missouri	20	316	480	.658
11. Morehead State	20	222	345	.643

Scoring Margin

	<u>G</u>	<u>OFF</u>	<u>DEF</u>	<u>MARGIN</u>
1. Austin Peay	20	72.8	64.0	+8.8
2. Tennessee Tech	20	73.8	68.6	+5.2
3. Eastern Kentucky	20	66.9	63.8	+3.2
4. Murray State	20	67.5	64.8	+2.7
5. Samford	20	58.0	57.1	+0.9
6. Southeast Missouri	20	74.5	74.6	-0.1
7. Morehead State	20	64.2	65.4	-1.2
8. Jacksonville State	20	65.0	68.2	-3.2
9. Tennessee State	20	64.7	68.8	-4.1
10. Eastern Illinois	20	62.6	68.1	-5.5
11. Tennessee-Martin	20	64.2	70.8	-6.5

Scoring Defense

	<u>G</u>	<u>PTS.</u>	<u>AVG.</u>
1. Samford	20	1142	57.1
2. Eastern Kentucky	20	1275	63.8
3. Austin Peay	20	1280	64.0
4. Murray State	20	1297	64.8
5. Morehead State	20	1308	65.4
6. Eastern Illinois	20	1362	68.1
7. Jacksonville State	20	1364	68.2
8. Tennessee Tech	20	1372	68.6
9. Tennessee State	20	1375	68.8
10. Tennessee-Martin	20	1415	70.8
11. Southeast Missouri	20	1491	74.6

Field Goal Percentage Defense

	<u>G</u>	<u>FG</u>	<u>FGA</u>	<u>PCT.</u>
1. Murray State	20	435	1081	.402
2. Tennessee Tech	20	459	1132	.405
3. Austin Peay	20	453	1079	.420
4. Jacksonville State	20	470	1096	.429
5. Eastern Illinois	20	452	1044	.433
6. Samford	20	423	958	.442
7. Eastern Kentucky	20	468	1045	.448
8. Tennessee State	20	457	1000	.457
9. Morehead State	20	430	936	.459
10. Southeast Missouri	20	525	1111	.473
11. Tennessee-Martin	20	503	1064	.473

3-Point Field Goal Percentage Defense

	<u>G</u>	<u>FG</u>	<u>FGA</u>	<u>PCT.</u>
1. Austin Peay	20	124	437	.284
2. Murray State	20	115	386	.298
3. Tennessee Tech	20	131	423	.310
4. Southeast Missouri	20	111	335	.331
5. Samford	20	107	317	.338
6. Tennessee State	20	129	378	.341
7. Jacksonville State	20	130	374	.348
8. Eastern Illinois	20	145	411	.353
9. Eastern Kentucky	20	147	412	.357
10. Tennessee-Martin	20	157	409	.384
11. Morehead State	20	153	395	.387



Clarence Matthews finished last season by averaging 7.7 rebounds per contest, a mark that was third in the Conference. His 1.23 blocked shots per game was the most of any OVC player a year ago.

3-Point Field Goals Made

	<u>G</u>	<u>3FG</u>	<u>AVG.</u>
1. Southeast Missouri	20	182	9.10
2. Samford	20	157	7.85
3. Eastern Kentucky	20	153	7.65
4. Tennessee State	20	152	7.60
5. Austin Peay	20	138	6.90
6. Tennessee Tech	20	125	6.25
7. Morehead State	20	119	5.95
8. Jacksonville State	20	118	5.90
9. Murray State	20	117	5.85
10. Tennessee-Martin	20	98	4.90
11. Eastern Illinois	20	90	4.50

Assists

	<u>G</u>	<u>ASSISTS</u>	<u>AVG.</u>
1. Morehead State	20	299	14.95
2. Southeast Missouri	20	293	14.65
3. Eastern Kentucky	20	290	14.50
4. Austin Peay	20	280	14.00
5. Murray State	20	277	13.85
6. Tennessee Tech	20	272	13.60
7. Jacksonville State	20	272	13.60
8. Tennessee-Martin	20	269	13.45
9. Samford	20	268	13.40
10. Eastern Illinois	20	249	12.45
11. Tennessee State	20	237	11.85

Steals

	<u>G</u>	<u>STEALS</u>	<u>AVG.</u>
1. Eastern Kentucky	20	168	8.40
2. Southeast Missouri	20	160	8.00
3. Austin Peay	20	154	7.70
4. Murray State	20	141	7.05
5. Jacksonville State	20	131	6.55
6. Tennessee-Martin	20	130	6.50
7. Tennessee State	20	125	6.25
8. Tennessee Tech	20	123	6.15
9. Samford	20	109	5.45
10. Morehead State	20	107	5.35
11. Eastern Illinois	20	89	4.45

Blocked Shots

	<u>G</u>	<u>BLOCKS</u>	<u>AVG.</u>
1. Southeast Missouri	20	86	4.30
2. Tennessee Tech	20	69	3.45
3. Tennessee State	20	60	3.00
4. Jacksonville State	20	58	2.90
5. Murray State	20	54	2.70
6. Austin Peay	20	53	2.65
7. Eastern Kentucky	20	42	2.10
8. Samford	20	36	1.80
9. Eastern Illinois	20	35	1.75
10. Tennessee-Martin	20	34	1.70
11. Morehead State	20	30	1.50

Rebounding Margin

	<u>G</u>	<u>TEAM</u>	<u>AVG</u>	<u>OPP</u>	<u>AVG</u>	<u>MARGIN</u>
1. Tennessee Tech	20	757	37.8	684	34.2	+3.6
2. Morehead State	20	651	32.5	587	29.4	+3.2
3. Eastern Illinois	20	689	34.5	651	32.5	+1.9
4. Tennessee-Martin	20	661	33.0	625	31.3	+1.8
5. Tennessee State	20	698	34.9	670	33.5	+1.4
6. Murray State	20	694	34.7	696	34.8	-0.1
7. Austin Peay	20	649	32.5	666	33.3	-0.8
8. Jacksonville State	20	667	33.3	688	34.4	-1.1
9. Southeast Missouri	20	675	33.8	704	35.2	-1.5
10. Samford	20	530	26.5	589	29.5	-3.0
11. Eastern Kentucky	20	554	27.7	665	33.2	-5.5



Tennessee Tech guard Belton Rivers ranked second in the OVC in scoring last season (17.8). He combined with teammate Anthony Fisher to comprise the highest scoring backcourt in the Conference (35 points per game). Rivers connected on 2.88 3-pointers per game, a mark that was third in the OVC.

Assist/Turnover Ratio

	<u>G</u>	<u>ASST.</u>	<u>AVG.</u>	<u>TURN.</u>	<u>AVG.</u>	<u>RATIO</u>
1. Samford	20	268	13.4	217	10.9	1.24
2. Eastern Kentucky	20	290	14.5	256	12.8	1.13
3. Morehead State	20	299	15.0	270	13.5	1.11
4. Austin Peay	20	280	14.0	259	13.0	1.08
5. Jacksonville State	20	272	13.6	267	13.4	1.02
6. Murray State	20	277	13.9	289	14.5	0.96
7. Southeast Missouri	20	293	14.7	313	15.7	0.94
8. Eastern Illinois	20	249	12.5	268	13.4	0.93
9. Tennessee State	20	237	11.9	257	12.9	0.92
10. Tennessee Tech	20	272	13.6	298	14.9	0.91
11. Tennessee-Martin	20	269	13.5	321	16.1	0.84

Turnover Margin

	<u>G</u>	<u>TEAM</u>	<u>AVG</u>	<u>OPP</u>	<u>AVG</u>	<u>MARGIN</u>
1. Eastern Kentucky	20	256	12.8	316	15.8	+3.00
2. Austin Peay	20	259	13.0	316	15.8	+2.85
3. Morehead State	20	270	13.5	295	14.8	+1.25
4. Southeast Missouri	20	313	15.7	324	16.2	+0.55
5. Tennessee State	20	257	12.9	264	13.2	+0.35
6. Murray State	20	289	14.5	287	14.4	-0.10
7. Samford	20	217	10.9	204	10.2	-0.65
8. Jacksonville State	20	267	13.4	253	12.7	-0.70
9. Tennessee Tech	20	298	14.9	276	13.8	-1.10
10. Eastern Illinois	20	268	13.4	220	11.0	-2.40
11. Tennessee-Martin	20	321	16.1	260	13.0	-3.05

2006-07 MEN'S BASKETBALL OVERALL INDIVIDUAL STATISTICS

Scoring

	CL	G	FG	3FG	FT	PTS	AVG
1. Randall Gulina, SAM	Sr.	32	184	80	131	579	18.1
2. Belton Rivers, TTU	Sr.	32	182	92	114	570	17.8
3. Anthony Fisher, TTU	Jr.	32	160	62	167	549	17.2
4. Courtney Bradley, JSU	Sr.	30	187	32	104	510	17.0
5. Drake Reed, APSU	So.	33	207	2	106	522	15.8
6. Mike Rose, EKU	So.	33	168	88	75	499	15.1
7. Romain Martin, EIU	Fr.	29	145	68	72	430	14.8
8. Amadi McKenzie, TTU	Jr.	32	163	1	119	446	13.9
9. Ladarious Weaver, TSU	Jr.	32	155	93	35	438	13.7
10. Gerald Robinson, UTM	Jr.	31	134	46	87	401	12.9
11. Clarence Matthews, TSU	Sr.	31	136	3	118	393	12.7
12. Adam Leonard, EKU	Fr.	33	135	104	38	412	12.5
13. Bruce Carter, MUR	Jr.	30	141	22	60	364	12.1
14. Brandon Foust, SEMO	Jr.	31	133	30	76	372	12.0
15. Shaun Williams, MOR	Sr.	27	128	2	65	323	12.0

Rebounding

	CL	G	OFF	DEF	TOT	AVG
1. Fernandez Lockett, APSU	Jr.	33	84	177	261	7.9
2. Amadi McKenzie, TTU	Jr.	32	101	147	248	7.8
3. Clarence Matthews, TSU	Sr.	31	98	140	238	7.7
4. Courtney Bradley, JSU	Sr.	30	76	134	210	7.0
5. Ousmane Cisse, EIU	Fr.	30	73	116	189	6.3
6. Larry Turner, TSU	Sr.	32	69	127	196	6.1
7. Gerald Robinson, UTM	Jr.	31	69	120	189	6.1
8. Drake Reed, APSU	So.	33	79	120	199	6.0
9. Shaun Williams, MOR	Sr.	27	60	97	157	5.8
10. Michael Rembert, SEMO	Jr.	25	59	86	145	5.8
11. Will Lewis, UTM	Sr.	31	55	121	176	5.7
12. Brandon Foust, SEMO	Jr.	31	69	105	174	5.6
13. Shawn Witherspoon, MUR	Sr.	29	46	113	159	5.5
14. Bruce Carter, MUR	Jr.	30	49	112	161	5.4
15. Michael Brock, EKU	Sr.	33	59	116	175	5.3

Field Goal Percentage

(Min. 5.0 made per game)	CL	G	FG	FGA	PCT.
1. Amadi McKenzie, TTU	Jr.	32	163	268	.608
2. Harold Crow, JSU	Sr.	30	108	190	.568
3. Darnell Dials, EKU	Jr.	29	101	179	.564
4. Julian Mascoll, EKU	Sr.	33	142	255	.557
5. Jake Byrne, EIU	Jr.	30	92	170	.541
6. Drake Reed, APSU	So.	33	207	399	.519
7. Cleve Woodfork, UTM	Sr.	31	113	220	.514
8. Fernandez Lockett, APSU	Jr.	33	145	292	.497
9. Cordaryl Ballard, MOR	So.	30	104	211	.493
10. Jerry Smith, SAM	Sr.	32	102	207	.493

3-Point Field Goal Percentage

(Min. 2.0 made per game)	CL	G	3FG	FGA	PCT.
1. Terrick Willoughby, SEMO	Sr.	27	51	116	.440
2. Andrae Belton, TSU	Jr.	24	34	85	.400
3. Mike Rose, EKU	So.	33	88	221	.398
4. Adam Leonard, EKU	Fr.	33	104	263	.395
5. Shawn Witherspoon, MUR	Sr.	29	30	77	.390
6. Derek Wright, APSU	Jr.	33	38	100	.380
7. Romain Martin, EIU	Fr.	29	68	179	.380
8. Randall Gulina, SAM	Sr.	32	80	214	.374
9. Todd Babington, APSU	Jr.	33	77	208	.370
10. Quentin Pryor, MOR	Sr.	30	50	136	.368

Assists

	CL	G	ASSISTS	AVG.
1. DeAndre Bray, JSU	So.	30	156	5.20
2. Julian Mascoll, EKU	Sr.	33	160	4.85
3. Anthony Fisher, TTU	Jr.	32	136	4.25
4. Nikola Stojakovic, MOR	Jr.	30	125	4.17
5. Reiley Ervin, TSU	Jr.	32	131	4.09
6. Will Ginn, JSU	Jr.	30	122	4.07
7. Derek Wright, APSU	Jr.	33	134	4.06
8. Jerry Smith, SAM	Sr.	32	121	3.78
9. Mike Robinson, EIU	So.	30	109	3.63
10. Ed Horton, MUR	Sr.	30	96	3.20

3-Point Field Goals Made

	CL	G	3FG	AVG.
1. Adam Leonard, EKU	Fr.	33	104	3.15
2. Ladarious Weaver, TSU	Jr.	32	93	2.91
3. Belton Rivers, TTU	Sr.	32	92	2.88
4. Mike Rose, EKU	So.	33	88	2.67
5. Randall Gulina, SAM	Sr.	32	80	2.50
6. Romain Martin, EIU	Fr.	29	68	2.34
7. Todd Babington, APSU	Jr.	33	77	2.33
8. David Johnson, SEMO	Jr.	31	64	2.06
9. Will Ginn, JSU	Jr.	30	61	2.03
10. Anthony Fisher, TTU	Jr.	32	62	1.94

Free Throw Percentage

(Min. 2.5 made per game)	CL	G	FTM	FGA	PCT.
1. Romain Martin, EIU	Fr.	29	72	83	.867
2. Tyler Holloway, MUR	So.	29	58	67	.866
3. Landon Shipley, APSU	So.	31	91	111	.820
4. Mike Robinson, EIU	So.	30	99	121	.818
5. Anthony Fisher, TTU	Jr.	32	167	209	.799
6. Randall Gulina, SAM	Sr.	32	131	164	.799
7. Courtney Bradley, JSU	Sr.	30	104	134	.776
8. Jerry Smith, SAM	Sr.	32	94	122	.770
9. Clarence Matthews, TSU	Sr.	31	118	154	.766
10. Mike Rose, EKU	So.	33	75	98	.765

Blocked Shots

	CL	G	BLOCKS	AVG.
1. Clarence Matthews, TSU	Sr.	31	38	1.23
2. Travis Peterson, SAM	Jr.	32	36	1.13
3. Jonathan Jones, TTU	Sr.	32	29	0.91
4. Michael Rembert, SEMO	Jr.	25	21	0.84
5. Brandon Foust, SEMO	Jr.	31	26	0.84
6. Daniel Northern, TTU	So.	24	19	0.79
7. Larry Turner, TSU	Sr.	32	24	0.75
8. David Johnson, SEMO	Jr.	31	23	0.74
9. Fernandez Lockett, APSU	Jr.	33	24	0.73
10. Tony Easley, MUR	Sr.	25	18	0.72

Steals

	CL	G	STEALS	AVG.
1. Julian Mascoll, EKU	Sr.	33	72	2.18
2. Mike Robinson, EIU	So.	30	65	2.17
3. Derek Wright, APSU	Jr.	33	69	2.09
4. Zerek Knight, UTM	Sr.	31	53	1.71
5. Adam Leonard, EKU	Fr.	33	55	1.67
6. Mike Rose, EKU	So.	33	52	1.58
7. DeAndre Bray, JSU	So.	30	47	1.57
8. Ed Horton, MUR	Sr.	30	44	1.47
9. Courtney Bradley, JSU	Sr.	30	43	1.43
10. David Johnson, SEMO	Jr.	31	44	1.42

Assist/Turnover Ratio

(Min. 3.0 assists/game)	CL	G	AST	AVG	TO	AVG RATIO	
1. Derek Wright, APSU	Jr.	33	134	4.1	64	1.9	2.09
2. DeAndre Bray, JSU	So.	30	156	5.2	81	2.7	1.93
3. Nikola Stojakovic, MOR	Jr.	30	125	4.2	66	2.2	1.89
4. Ed Horton, MUR	Sr.	30	96	3.2	53	1.8	1.81
5. Will Ginn, JSU	Jr.	30	122	4.1	71	2.4	1.72
6. Anthony Fisher, TTU	Jr.	32	136	4.3	82	2.6	1.66
7. Jerry Smith, SAM	Sr.	32	121	3.8	77	2.4	1.57
8. Mike Robinson, EIU	So.	30	109	3.6	74	2.5	1.47
9. Reiley Ervin, TSU	Jr.	32	131	4.1	96	3.0	1.36
10. Julian Mascoll, EKU	Sr.	33	160	4.8	131	4.0	1.22

2006-07 MEN'S BASKETBALL CONFERENCE-ONLY INDIVIDUAL STATISTICS

Scoring

	<u>CL</u>	<u>G</u>	<u>FG</u>	<u>3FG</u>	<u>FT</u>	<u>PTS</u>	<u>AVG</u>
1. Anthony Fisher, TTU	Jr.	20	109	43	107	368	18.4
2. Randall Gulina, SAM	Sr.	20	110	50	73	343	17.2
3. Belton Rivers, TTU	Sr.	20	100	54	83	337	16.9
4. Romain Martin, EIU	Fr.	19	102	48	56	308	16.2
5. Courtney Bradley, JSU	Sr.	20	118	24	64	324	16.2
6. Drake Reed, APSU	So.	20	126	1	70	323	16.2
7. Mike Rose, EKU	So.	20	105	54	54	318	15.9
8. Amadi McKenzie, TTU	Jr.	20	115	0	75	305	15.3
9. Gerald Robinson, UTM	Jr.	20	94	34	61	283	14.2
10. Bruce Carter, MUR	Jr.	20	103	15	47	268	13.4
11. Ladarious Weaver, TSU	Jr.	20	91	56	20	258	12.9
12. Adam Leonard, EKU	Fr.	20	81	61	32	255	12.8
13. Brandon Foust, SEMO	Jr.	20	91	20	52	254	12.7
14. Shaun Williams, MOR	Sr.	18	90	2	39	221	12.3
15. Travis Peterson, SAM	Jr.	20	89	33	32	243	12.2

Rebounding

	<u>CL</u>	<u>G</u>	<u>OFF</u>	<u>DEF</u>	<u>TOT</u>	<u>AVG</u>
1. Amadi McKenzie, TTU	Jr.	20	72	84	156	7.8
2. Clarence Matthews, TSU	Sr.	20	67	88	155	7.8
3. Fernandez Lockett, APSU	Jr.	20	52	100	152	7.6
4. Ousmane Cisse, EIU	Fr.	20	57	86	143	7.2
5. Michael Rembert, SEMO	Jr.	15	43	58	101	6.7
6. Courtney Bradley, JSU	Sr.	20	40	90	130	6.5
7. Gerald Robinson, UTM	Jr.	20	41	83	124	6.2
8. Bruce Carter, MUR	Jr.	20	39	80	119	6.0
9. Shawn Witherspoon, MUR	Sr.	19	35	77	112	5.9
10. Brandon Foust, SEMO	Jr.	20	47	69	116	5.8
11. Shaun Williams, MOR	Sr.	18	39	63	102	5.7
12. Drake Reed, APSU	So.	20	43	68	111	5.6
13. Erik Adams, JSU	Jr.	20	37	73	110	5.5
14. Michael Brock, EKU	Sr.	20	35	70	105	5.3
Larry Turner, TSU	Sr.	20	38	67	105	5.3

Field Goal Percentage

<u>(Min. 5.0 made per game)</u>	<u>CL</u>	<u>G</u>	<u>FG</u>	<u>FGA</u>	<u>PCT.</u>
1. Harold Crow, JSU	Sr.	20	82	133	.617
2. Amadi McKenzie, TTU	Jr.	20	115	192	.599
3. Jake Byrne, EIU	Jr.	20	74	127	.583
4. Drake Reed, APSU	So.	20	126	223	.565
5. Cleve Woodfork, UTM	Sr.	20	80	143	.559
6. Darnell Dialls, EKU	Jr.	20	63	115	.548
7. Shaun Williams, MOR	Sr.	18	90	166	.542
8. Julian Mascoll, EKU	Sr.	20	84	158	.532
9. Michael Rembert, SEMO	Jr.	15	59	113	.522
10. Brandon Foust, SEMO	Jr.	20	91	182	.500
Travis Peterson, SAM	Jr.	20	89	178	.500

3-Point Field Goal Percentage

<u>(Min. 2.0 made per game)</u>	<u>CL</u>	<u>G</u>	<u>3FG</u>	<u>FGA</u>	<u>PCT.</u>
1. Terrick Willoughby, SEMO	Sr.	16	37	74	.500
2. Andrae Belton, TSU	Jr.	18	29	65	.446
3. Derek Wright, APSU	Jr.	20	29	66	.439
4. Todd Babington, APSU	Jr.	20	55	136	.404
5. Landon Shipley, APSU	So.	19	30	75	.400
6. Shawn Witherspoon, MUR	Sr.	19	19	48	.396
7. Brandon Foust, SEMO	Jr.	20	20	51	.392
8. Mike Rose, EKU	So.	20	54	138	.391
9. Romain Martin, EIU	Fr.	19	48	124	.387
10. Adam Leonard, EKU	Fr.	20	61	161	.379

Assists

	<u>CL</u>	<u>G</u>	<u>ASSISTS</u>	<u>AVG.</u>
1. DeAndre Bray, JSU	So.	20	105	5.25
2. Julian Mascoll, EKU	Sr.	20	102	5.10
3. Nikola Stojakovic, MOR	Jr.	20	89	4.45
4. Reiley Ervin, TSU	Jr.	20	87	4.35
5. Anthony Fisher, TTU	Jr.	20	85	4.25
6. Mike Robinson, EIU	So.	20	84	4.20
7. Derek Wright, APSU	Jr.	20	79	3.95
Jerry Smith, SAM	Sr.	20	79	3.95
9. Will Ginn, JSU	Jr.	20	76	3.80
10. Spencer Harris, UTM	Fr.	20	64	3.20

3-Point Field Goals Made

	<u>CL</u>	<u>G</u>	<u>3FG</u>	<u>AVG.</u>
1. Adam Leonard, EKU	Fr.	20	61	3.05
2. Ladarious Weaver, TSU	Jr.	20	56	2.80
3. Todd Babington, APSU	Jr.	20	55	2.75
4. Belton Rivers, TTU	Sr.	20	54	2.70
Mike Rose, EKU	So.	20	54	2.70
6. Romain Martin, EIU	Fr.	19	48	2.53
7. Randall Gulina, SAM	Sr.	20	50	2.50
8. Terrick Willoughby, SEMO	Sr.	16	37	2.31
9. David Johnson, SEMO	Jr.	20	46	2.30
10. Anthony Fisher, TTU	Jr.	20	43	2.15

Free Throw Percentage

<u>(Min. 2.5 made per game)</u>	<u>CL</u>	<u>G</u>	<u>FTM</u>	<u>FGA</u>	<u>PCT.</u>
1. Romain Martin, EIU	Fr.	19	56	63	.889
2. Tyler Holloway, MUR	So.	19	48	56	.857
3. Jake Byrne, EIU	Jr.	20	41	48	.854
4. Anthony Fisher, TTU	Jr.	20	107	129	.829
5. Landon Shipley, APSU	So.	19	62	75	.827
6. Cleve Woodfork, UTM	Sr.	20	77	94	.819
7. Jerry Smith, SAM	Sr.	20	54	67	.806
8. Mike Robinson, EIU	So.	20	69	87	.793
9. Derek Wright, APSU	Jr.	20	44	56	.786
10. Randall Gulina, SAM	Sr.	20	73	93	.785

Blocked Shots

	<u>CL</u>	<u>G</u>	<u>BLOCKS</u>	<u>AVG.</u>
1. Travis Peterson, SAM	Jr.	20	27	1.35
2. Clarence Matthews, TSU	Sr.	20	22	1.10
3. David Johnson, SEMO	Jr.	20	19	0.95
Jonathan Jones, TTU	Sr.	20	19	0.95
5. Michael Rembert, SEMO	Jr.	15	14	0.93
6. Larry Turner, TSU	Sr.	20	18	0.90
7. Brandon Foust, SEMO	Jr.	20	17	0.85
8. Donte Perry, SEMO	Sr.	18	14	0.78
9. Fernandez Lockett, APSU	Jr.	20	15	0.75
Francis Kabore, TTU	Sr.	20	15	0.75

Steals

	<u>CL</u>	<u>G</u>	<u>STEALS</u>	<u>AVG.</u>
1. Julian Mascoll, EKU	Sr.	20	50	2.50
2. Derek Wright, APSU	Jr.	20	49	2.45
3. Mike Rose, EKU	So.	20	36	1.80
4. Mike Robinson, EIU	So.	20	35	1.75
5. Adam Leonard, EKU	Fr.	20	33	1.65
6. David Johnson, SEMO	Jr.	20	32	1.60
7. Zerek Knight, UTM	Sr.	20	30	1.50
Courtney Bradley, JSU	Sr.	20	30	1.50
9. DeAndre Bray, JSU	So.	20	29	1.45
10. Ed Horton, MUR	Sr.	20	28	1.40

Assist/Turnover Ratio

<u>(Min. 3.0 assists/game)</u>	<u>CL</u>	<u>G</u>	<u>AST</u>	<u>AVG</u>	<u>TO</u>	<u>AVG RATIO</u>
1. DeAndre Bray, JSU	So.	20	105	5.3	53	2.7 1.98
2. Mike Robinson, EIU	So.	20	84	4.2	44	2.2 1.91
3. Nikola Stojakovic, MOR	Jr.	20	89	4.5	47	2.4 1.89
4. Anthony Fisher, TTU	Jr.	20	85	4.3	45	2.3 1.89
5. Ed Horton, MUR	Sr.	20	62	3.1	33	1.7 1.88
6. Derek Wright, APSU	Jr.	20	79	4.0	43	2.2 1.84
7. Will Ginn, JSU	Jr.	20	76	3.8	45	2.3 1.69
8. Spencer Harris, UTM	Fr.	20	64	3.2	41	2.1 1.56
9. Reiley Ervin, TSU	Jr.	20	87	4.4	56	2.8 1.55
10. Jerry Smith, SAM	Sr.	20	79	4.0	51	2.6 1.55

MEN'S BASKETBALL YEAR-BY-YEAR FINAL STANDINGS

1948-49
OVC ALL

	W	L	W	L
Western Kentucky	8	2	25	4
Eastern Kentucky	7	3	16	4
Louisville	6	3	23	10
Marshall	2	2	16	12
Evansville	4	5	13	12
Murray State	3	9	13	12
Morehead State	2	7	4	9
Tennessee Tech	0	1	10	10

1949-50
OVC ALL

	W	L	W	L
Western Kentucky	8	0	25	6
Eastern Kentucky	7	3	16	6
Marshall	5	4	15	9
Morehead State	5	6	12	10
Murray State	5	7	18	13
Evansville	2	7	14	14
Tennessee Tech	1	6	9	12

1950-51
OVC ALL

	W	L	W	L
Murray State	9	3	21	6
Eastern Kentucky	8	3	18	8
Evansville	5	4	23	7
Western Kentucky	4	4	19	10
Morehead State	4	7	14	12
Marshall	2	6	13	13
Tennessee Tech	1	6	12	9

1951-52
OVC ALL

	W	L	W	L
Western Kentucky	9	1	26	5
Eastern Kentucky	10	2	13	11
Murray State	9	3	24	10
Marshall	5	7	15	11
Morehead State	3	9	11	14
Evansville	2	10	12	10
Tennessee Tech	2	10	9	13

1952-53
OVC ALL

	W	L	W	L
Eastern Kentucky	9	1	16	9
Western Kentucky	8	2	25	6
Murray State	7	3	18	9
Tennessee Tech	3	7	14	11
Morehead State	3	7	13	12
Middle Tennessee	0	10	7	16

1953-54
OVC ALL

	W	L	W	L
Western Kentucky	9	1	29	3
Morehead State	6	4	16	8
Murray State	6	4	15	16
Tennessee Tech	4	6	12	10
Eastern Kentucky	4	6	17	16
Middle Tennessee	1	9	16	17

1954-55
OVC ALL

	W	L	W	L
Western Kentucky	8	2	18	10
Eastern Kentucky	6	4	15	8
Murray State	6	4	11	15
Morehead State	5	5	14	10
Tennessee Tech	3	7	9	11
Middle Tennessee	2	8	9	11

1955-56
OVC ALL

	W	L	W	L
Morehead State	7	3	19	10
Tennessee Tech	7	3	14	7
Western Kentucky	7	3	16	12
Murray State	6	4	15	10
Eastern Kentucky	3	7	9	16
Middle Tennessee	0	10	6	15

1956-57
OVC ALL

	W	L	W	L
Morehead State	9	1	19	8
Western Kentucky	9	1	17	9
Murray State	5	5	11	13
Eastern Kentucky	4	6	7	15
Middle Tennessee	2	8	12	13
Tennessee Tech	1	9	9	11

1957-58
OVC ALL

	W	L	W	L
Tennessee Tech.	8	2	-17	9
Morehead State	6	4	13	10
Western Kentucky	5	5	14	11
Middle Tennessee	4	6	11	10
Murray State	4	6	8	16
Eastern Kentucky	3	7	8	11
East Tennessee	0	0	7	18

1958-59
OVC ALL

	W	L	W	L
Eastern Kentucky	10	2	16	6
Western Kentucky	8	4	16	10
Tennessee Tech	7	5	16	9
East Tennessee	5	7	13	10
Morehead State	5	7	11	12
Middle Tennessee	4	8	9	17
Murray State	3	9	10	15

1959-60
OVC ALL

	W	L	W	L
Western Kentucky	10	2	21	7
Eastern Kentucky	9	3	14	8
Tennessee Tech	7	4	13	9
Murray State	7	4	12	11
Morehead State	3	7	5	14
Middle Tennessee	2	10	9	14
East Tennessee	2	10	9	14

1960-61
OVC ALL

	W	L	W	L
Morehead State	9	3	19	12
Western Kentucky	9	3	18	8
Eastern Kentucky	9	3	15	9
Murray State	7	5	13	10
Middle Tennessee	4	8	9	14
Tennessee Tech	3	9	6	13
East Tennessee	1	11	9	15

1961-62
OVC ALL

	W	L	W	L
Western Kentucky	11	1	17	10
Tennessee Tech	7	5	16	6
Morehead State	7	5	14	8
Eastern Kentucky	7	5	11	6
Murray State	5	7	13	12
East Tennessee	3	9	11	14
Middle Tennessee	2	10	6	12

1962-63
OVC ALL

	W	L	W	L
Tennessee Tech	8	4	16	8
Morehead State	8	4	13	7
East Tennessee	7	5	14	8
Murray State	6	6	13	9
Eastern Kentucky	6	6	9	12
Middle Tennessee	4	8	9	15
Western Kentucky	3	9	5	16

1963-64
OVC ALL

	W	L	W	L
Murray State	11	3	16	9
Eastern Kentucky	9	5	15	9
East Tennessee	8	6	12	10
Austin Peay	7	7	14	9
Tennessee Tech	7	7	11	11
Morehead State	6	8	10	11
Middle Tennessee	5	9	11	10
Western Kentucky	3	11	5	16

1964-65
OVC ALL

	W	L	W	L
Eastern Kentucky	13	1	19	6
Western Kentucky	10	4	18	9
Murray State	9	5	19	7
Tennessee Tech	8	6	14	11
Morehead State	6	8	13	10
East Tennessee	4	10	6	17
Middle Tennessee	4	10	6	18
Austin Peay	2	12	4	17

1965-66
OVC ALL

	W	L	W	L
Western Kentucky	14	0	25	3
Eastern Kentucky	9	5	16	9
Tenn. Tech	8	6	17	8
Murray State	8	6	13	12
Morehead State	8	6	12	12
Austin Peay	3	11	7	14
East Tennessee	3	11	7	14
Middle Tennessee	3	11	7	17

1966-67
OVC ALL

	W	L	W	L
Western Kentucky	13	1	23	3
East Tennessee	8	6	17	9
Morehead State	8	6	16	8
Murray State	8	6	14	9
Austin Peay	7	7	14	9
Tennessee Tech	6	8	14	12
Middle Tennessee	4	10	10	15
Eastern Kentucky	2	12	5	18

1967-68
OVC ALL

	W	L	W	L
East Tennessee	10	4	19	8
Murray State	10	4	16	8
Western Kentucky	9	5	18	7
Morehead State	8	6	12	9
Middle Tennessee	7	7	15	9
Eastern Kentucky	6	8	10	14
Tennessee Tech	4	10	10	16
Austin Peay	4	10	8	15

1968-69
OVC ALL

	W	L	W	L
Murray State	11	3	22	6
Morehead State	11	3	18	9
Western Kentucky	9	5	16	10
Eastern Kentucky	7	7	13	9
East Tennessee	6	8	15	11
Tennessee Tech	5	9	13	11
Middle Tennessee	4	10	13	13
Austin Peay	3	11	10	14

1969-70
OVC ALL

	W	L	W	L
Western Kentucky	14	0	22	3
Murray State	9	5	17	9
East Tennessee	8	6	15	11
Eastern Kentucky	8	6	12	10
Middle Tennessee	6	8	15	11
Morehead State	5	9	13	11
Tennessee Tech	4	10	10	15
Austin Peay	2	12	5	21

1970-71
OVC ALL

	W	L	W	L
Western Kentucky	12	2	24	6
Murray State	10	4	19	5
Eastern Kentucky	10	4	16	8
East Tennessee	8	6	12	12
Austin Peay	5	9	10	14
Morehead State	4	10	8	17
Tennessee Tech	4	10	7	17
Middle Tennessee	3	11	12	13

1971-72
OVC ALL

	W	L	W	L
Eastern Kentucky	9	5	15	11
Morehead State	9	5	16	11
Western Kentucky	9	5	15	11
Tennessee Tech	7	7	14	11
Murray State	6	8	15	11
East Tennessee	6	8	11	14
Middle Tennessee	5	9	15	11
Austin Peay	5	9	10	14

1972-73
OVC ALL

	W	L	W	L
Austin Peay	11	3	22	7
Murray State	9	5	17	8
Morehead State	9	5	14	11
Tennessee Tech	7	7	13	11
Eastern Kentucky	7	7	12	13
Western Kentucky	6	8	10	16
Middle Tennessee	5	9	12	13
East Tennessee	2	12	9	17

1973-74
OVC ALL

	W	L	W	L
Austin Peay	10	4	17	10
Morehead State	10	4	17	9
Middle Tennessee	9	5	18	8
Western Kentucky	8	6	15	10
Murray State	6	8	12	13
Eastern Kentucky	6	8	8	15
Tennessee Tech	4	10	7	18
East Tennessee	3	11	8	18

1974-75
OVC ALL

	W	L	W	L
Middle Tennessee	12	2	23	5
Western Kentucky	11	3	16	8
Austin Peay	10	4	17	10
Tennessee Tech	7	7	13	12
Morehead State	5	9	13	13
East Tennessee	5	9	13	13
Murray State	3	11	10	15
Eastern Kentucky	3	11	7	18

1975-76
OVC ALL

	W	L	W	L
Western Kentucky	11	3	20	9
Austin Peay	10	4	20	7
Tennessee Tech	7	7	14	10
Morehead State	7	7	13	14
Middle Tennessee	6	8	16	12
Eastern Kentucky	6	8	10	15
Murray State	5	9	9	17
East Tennessee	4	10	6	20

1976-77
OVC ALL

	W	L	W	L
Austin Peay	13	1	24	4
Middle Tennessee	9	5	20	9
Murray State	9	5	17	10
Morehead State	9	5	15	10
East Tennessee	6	8	12	14
Western Kentucky	6	8	10	16
Eastern Kentucky	3	11	8	16
Tennessee Tech	1	13	7	19

1977-78
OVC ALL

	W	L	W	L
Middle Tennessee	10	4	18	8
East Tennessee	10	4	18	9
Western Kentucky	9	5	16	14
Eastern Kentucky	8	6	15	11
Austin Peay	8	6	15	12
Tennessee Tech	7	7	11	15
Murray State	4	10	8	17
Morehead State	0	14	4	19

1978-79
OVC ALL

	W	L	W	L
Eastern Kentucky	9	3	21	8
Western Kentucky	7	5	17	11
Middle Tennessee	7	5	16	11
Morehead State	7	5	14	13
Tennessee Tech	7	5	11	15
Austin Peay	3	9	8	18
Murray State	2	10	4	



1981-82 OVC		ALL		
W	L	W	L	
Murray State	13	3	20	8
Western Kentucky	13	3	19	10
Middle Tennessee	12	4	22	8
Morehead State	11	5	17	10
Tennessee Tech	8	8	12	14
Youngstown State	5	11	8	18
Austin Peay	4	12	6	20
Akron	3	13	7	19
Eastern Kentucky	3	13	5	21

1982-83 OVC		ALL		
W	L	W	L	
Murray State	11	3	21	8
Morehead State	10	4	19	11
Tennessee Tech	9	5	16	12
Akron	7	7	14	15
Eastern Kentucky	7	7	10	17
Youngstown State	5	9	15	12
Austin Peay	4	10	11	16
Middle Tennessee	3	11	7	20

1983-84 OVC		ALL		
W	L	W	L	
Morehead State	12	2	25	6
Tennessee Tech	11	3	18	10
Youngstown State	9	5	18	11
Murray State	7	7	15	13
Austin Peay	5	9	11	16
Eastern Kentucky	5	9	11	16
Middle Tennessee	4	10	11	16
Akron	3	11	8	19

1984-85 OVC		ALL		
W	L	W	L	
Tennessee Tech	11	3	19	9
Youngstown State	9	5	19	11
Eastern Kentucky	9	5	16	13
Murray State	8	6	19	9
Middle Tennessee	7	7	17	14
Akron	6	8	12	14
Austin Peay	4	10	8	19
Morehead State	2	12	7	20

1985-86 OVC		ALL		
W	L	W	L	
Akron	10	4	22	8
Middle Tennessee	10	4	23	11
Murray State	8	6	17	12
Austin Peay	8	6	14	14
Youngstown State	8	6	14	15
Tennessee Tech	6	8	14	15
Eastern Kentucky	5	9	10	18
Morehead State	1	13	8	19

1986-87 OVC		ALL		
W	L	W	L	
Middle Tennessee	11	3	22	7
Akron	9	5	21	9
Eastern Kentucky	9	5	19	11
Austin Peay	8	6	20	12
Morehead State	8	6	14	14
Murray State	6	8	13	15
Youngstown State	4	10	11	17
Tennessee Tech	1	13	7	20

1987-88 OVC		ALL		
W	L	W	L	
Murray State	13	1	22	9
Middle Tennessee	11	3	23	11
Eastern Kentucky	10	4	18	11
Austin Peay	10	4	17	13
Tennessee Tech	5	9	12	16
Tennessee State	4	10	11	17
Youngstown State	2	12	7	21
Morehead State	1	13	5	22

1988-89 OVC		ALL		
W	L	W	L	
Middle Tennessee	10	2	23	8
Murray State	10	2	19	11
Austin Peay	8	4	18	12
Morehead State	5	7	15	16
Eastern Kentucky	4	8	7	22
Tennessee Tech	3	9	10	20
Tennessee State	2	10	4	24

1989-90 OVC		ALL		
W	L	W	L	
Murray State	10	2	21	9
Tennessee Tech	9	3	19	9
Morehead State	7	5	16	13
Eastern Kentucky	7	5	13	17
Middle Tennessee	5	7	12	16
Austin Peay	2	10	10	19
Tennessee State	2	10	7	21

1990-91 OVC		ALL		
W	L	W	L	
Murray State	10	2	24	9
Eastern Kentucky	9	3	19	10
Tennessee Tech	6	6	12	16
Austin Peay	6	6	15	14
Middle Tennessee	6	6	21	9
Morehead State	4	8	16	13
Tennessee State	1	11	5	23

1991-92 OVC		ALL		
W	L	W	L	
Murray State	11	3	17	13
Eastern Kentucky	9	5	19	14
Middle Tennessee	9	5	16	11
Tennessee Tech	8	6	14	15
Austin Peay	6	8	11	17
Morehead State	6	8	14	15
Southeast Missouri	5	9	12	16
Tennessee State	2	12	4	24

1992-93 OVC		ALL		
W	L	W	L	
Tennessee State	13	3	19	10
Murray State	11	5	18	12
Eastern Kentucky	11	5	15	12
Southeast Missouri	9	7	16	11
Tennessee Tech	9	7	15	13
Morehead State	6	10	6	21
Middle Tennessee	5	11	10	16
Tennessee-Martin	4	12	7	19
Austin Peay	4	12	7	20

1993-94 OVC		ALL		
W	L	W	L	
Murray State	15	1	23	6
Tennessee State	12	4	19	12
Austin Peay	10	6	11	16
Eastern Kentucky	9	7	13	14
Morehead State	8	8	14	14
Southeast Missouri	5	11	10	17
Tennessee Tech	5	11	10	21
Middle Tennessee	5	11	8	19
Tennessee-Martin	3	13	5	22

1994-95 OVC		ALL		
W	L	W	L	
Murray State	11	5	21	9
Tennessee State	11	5	17	10
Morehead State	10	6	15	12
Tennessee Tech	9	7	13	14
Austin Peay	8	8	13	16
Southeast Missouri	7	9	13	14
Eastern Kentucky	6	10	9	19
Middle Tennessee	5	11	12	15
Tennessee-Martin	5	11	7	20

1995-96 OVC		ALL		
W	L	W	L	
Murray State	12	4	19	10
Tennessee State	11	5	15	13
Austin Peay	10	6	19	11
Middle Tennessee	9	7	15	12
Tennessee-Martin	9	7	13	14
Eastern Kentucky	7	9	13	14
Tennessee Tech	7	9	13	15
Southeast Missouri	5	11	8	19
Morehead State	2	14	7	20

1996-97 OVC		ALL		
W	L	W	L	
Murray State	12	6	20	10
Austin Peay	12	6	17	14
Middle Tennessee	11	7	19	12
Tennessee Tech	10	8	15	13
Eastern Illinois	9	9	12	15
Southeast Missouri	9	9	12	18
Tennessee-Martin	8	10	11	16
Tennessee State	7	11	9	18
Eastern Kentucky	6	12	8	18
Morehead State	6	12	8	19

1997-98 OVC		ALL		
W	L	W	L	
Murray State	16	2	29	4
Eastern Illinois	13	5	16	11
Middle Tennessee	12	6	19	9
Austin Peay	11	7	17	11
Southeast Missouri	10	8	14	13
Tennessee State	8	10	13	16
Eastern Kentucky	8	10	10	17
Tennessee Tech	5	13	9	21
Tennessee-Martin	5	13	7	20
Morehead State	2	16	3	23

1998-99 OVC		ALL		
W	L	W	L	
Murray State	16	2	27	6
Southeast Missouri	15	3	20	9
Morehead State	9	9	13	15
Tennessee State	9	9	12	15
Austin Peay	9	9	11	16
Middle Tennessee	9	9	12	19
Eastern Illinois	8	10	13	16
Tennessee Tech	8	10	12	15
Tennessee-Martin	5	13	8	18
Eastern Kentucky	2	16	3	23

1999-00 OVC		ALL		
W	L	W	L	
Southeast Missouri	14	4	24	7
Murray State	14	4	23	9
Austin Peay	11	7	18	10
Eastern Illinois	11	7	17	12
Tennessee Tech	11	7	16	12
Middle Tennessee	10	8	15	13
Tennessee-Martin	7	11	10	19
Tennessee State	6	12	7	22
Morehead State	4	14	9	18
Eastern Kentucky	2	16	6	21

2000-01 OVC		ALL		
W	L	W	L	
Tennessee Tech	13	3	20	9
Eastern Illinois	11	5	21	10
Murray State	11	5	17	12
Austin Peay	10	6	22	10
Southeast Missouri	8	8	18	12
Tennessee State	7	9	10	19
Morehead State	6	10	12	16
Tennessee-Martin	5	11	10	18
Eastern Kentucky	1	15	7	19

2001-02 OVC		ALL		
W	L	W	L	
Tennessee Tech	15	1	27	7
Morehead State	11	5	18	11
Murray State	10	6	19	13
Austin Peay	8	8	14	18
Tennessee-Martin	7	9	15	14
Eastern Illinois	7	9	15	16
Tennessee State	7	9	11	16
Southeast Missouri	4	12	6	22
Eastern Kentucky	3	13	7	20

2002-03 OVC		ALL		
W	L	W	L	
Austin Peay	13	3	23	8
Morehead State	13	3	20	9
Tennessee Tech	11	5	20	12
Murray State	9	7	17	12
Eastern Illinois	9	7	14	15
Tennessee-Martin	7	9	14	14
Southeast Missouri	5	11	11	19
Eastern Kentucky	5	11	11	19
Tennessee State	0	16	2	25

2003-04 OVC		ALL		
W	L	W	L	
Austin Peay	16	0	22	10
Murray State	14	2	28	6
Morehead State	10	6	16	13
Eastern Kentucky	8	8	14	15
Jacksonville State	7	9	14	14
Tennessee Tech	7	9	13	15
Samford	7	9	12	16
Tennessee State	6	10	7	21
Tennessee-Martin	5	11	10	18
Southeast Missouri	4	12	11	16
Eastern Illinois	4	12	6	21

2004-05 OVC		ALL		
W	L	W	L	
Tennessee Tech	12	4	18	11
Eastern Kentucky	11	5	22	9
Murray State	11	5	17	11
Samford	10	6	15	13
Southeast Missouri	9	7	15	14
Tennessee State	9	7	14	17
Austin Peay	9	7	13	19
Eastern Illinois	7	9	12	16
Morehead State	5	11	11	16
Tennessee-Martin	3	13	6	21
Jacksonville State	2	14	7	22

2005-06 OVC		ALL		
W	L	W	L	
Murray State	17	3	24	7
Samford	14	6	20	11
Tennessee Tech	13	7	19	12
Jacksonville State	12	8	16	13
Eastern Kentucky	11	9	14	16
Austin Peay	11	9	17	14
Tennessee State	11	9	13	15
Tennessee-Martin	9	11	13	15
Eastern Illinois	5	15	7	20
Southeast Missouri	4	16	7	20
Morehead State	3	17	4	23

2006-07 OVC		ALL		
W	L	W	L	
Austin Peay	16	4	21	12
Eastern Kentucky	13	7	21	12
Tennessee Tech	13	7	19	13
Murray State	13	7	16	14
Samford	12	8	16	16
Southeast Missouri	9	11	11	20
Morehead State	8	12	12	18
Tennessee State	8	12	12	20
Jacksonville State	7	13	9	21
Eastern Illinois	6	14	10	20
Tennessee-Martin	5	15	8	23

All-Time Winning Percentages

CURRENT MEMBERS (YRS.)	CONFERENCE	OVERALL
------------------------	------------	---------

MEN'S BASKETBALL TEAM CHAMPIONS/INDIVIDUAL HONORS

OVC Regular Season Champions

1948-49	Western Kentucky (8-2)
1949-50	Western Kentucky (8-0)
1950-51	Murray State (9-3)
1951-52	Western Kentucky (9-1)
1952-53	Eastern Kentucky (9-1)
1953-54	Western Kentucky (9-1)
1954-55	Western Kentucky (8-2)
1955-56	Morehead State (7-3)
	Tennessee Tech (7-3)
	Western Kentucky (7-3)
1956-57	Morehead State (9-1)
	Western Kentucky (9-1)
1957-58	Tennessee Tech (8-2)
1958-59	Eastern Kentucky (10-2)
1959-60	Western Kentucky (10-2)
1960-61	Morehead State (9-3)
	Western Kentucky (9-3)
	Eastern Kentucky (9-3)
	Western Kentucky (11-1)
1961-62	Tennessee Tech (8-4)
1962-63	Morehead State (8-4)
	Murray State (11-3)
1963-64	Eastern Kentucky (13-1)
1965-66	Western Kentucky (14-0)
1966-67	Western Kentucky (13-1)
1967-68	East Tennessee (10-4)
	Murray State (10-4)
1968-69	Murray State (11-3)
	Morehead State (11-3)
	Western Kentucky (14-0)
1969-70	Western Kentucky (12-2)
1970-71	Eastern Kentucky (9-5)
1971-72	Morehead State (9-5)
	Western Kentucky (9-5)
1972-73	Austin Peay (11-3)
1973-74	Austin Peay (10-4)
	Morehead State (10-4)
1974-75	Middle Tennessee (12-2)
1975-76	Western Kentucky (11-3)
1976-77	Austin Peay (13-1)
1977-78	Middle Tennessee (10-4)
	East Tennessee (10-4)
1978-79	Eastern Kentucky (9-3)
1979-80	Western Kentucky (10-2)
	Murray State (10-2)
1980-81	Western Kentucky (12-2)
1981-82	Murray State (13-3)
	Western Kentucky (13-3)
1982-83	Murray State (11-3)
1983-84	Morehead State (12-2)
1984-85	Tennessee Tech (11-3)
1985-86	Akron (10-4)
	Middle Tennessee (10-4)
1986-87	Middle Tennessee (11-3)
1987-88	Murray State (13-1)
1988-89	Middle Tennessee (10-2)
	Murray State (10-2)
1989-90	Murray State (10-2)
1990-91	Murray State (10-2)
1991-92	Murray State (11-3)
1992-93	Tennessee State (13-3)
1993-94	Murray State (15-1)
1994-95	Murray State (11-5)
	Tennessee State (11-5)
1995-96	Murray State (12-4)
1996-97	Murray State (12-6)
	Austin Peay (12-6)
1997-98	Murray State (16-2)
1998-99	Murray State (16-2)
1999-00	Southeast Missouri (14-4)
	Murray State (14-4)
2000-01	Tennessee Tech (13-3)
2001-02	Tennessee Tech (15-1)
2002-03	Austin Peay (13-3)
	Morehead State (13-3)
2003-04	Austin Peay (16-0)
2004-05	Tennessee Tech (12-4)
2005-06	Murray State (17-3)
2006-07	Austin Peay (16-4)

OVC Players of the Year

1962-63	Harold Sergeant, Morehead State
1963-64	Jim Jennings, Murray State
1964-65	Clem Haskins, Western Kentucky
1965-66	Clem Haskins, Western Kentucky
1966-67	Clem Haskins, Western Kentucky
1967-68	Wayne Chapman, Western Kentucky
	Harley Swift, East Tennessee State
1968-69	Claude Virden, Murray State
1969-70	Jim McDaniels, Western Kentucky
1970-71	Jim McDaniels, Western Kentucky
1971-72	Les Taylor, Murray State
1972-73	Les Taylor, Murray State
1973-74	James Williams, Austin Peay
1974-75	George Sorrell, Middle Tennessee
1975-76	Tim Sisneros, Middle Tennessee
	Johnny Britt, Western Kentucky
1976-77	Otis Howard, Austin Peay
1977-78	Otis Howard, Austin Peay
1978-79	James Tillman, Eastern Kentucky
1979-80	Gary Hooker, Murray State
1980-81	Jerry Beck, Middle Tennessee
1981-82	Jerry Beck, Middle Tennessee
1982-83	Glen Green, Murray State
	Joe Jakubick, Akron
1983-84	Joe Jakubick, Akron
1984-85	Stephen Kite, Tennessee Tech
1985-86	Marcel Boyce, Akron
1986-87	Bob McCann, Morehead State
1987-88	Jeff Martin, Murray State
1988-89	Jeff Martin, Murray State
1989-90	Popeye Jones, Murray State
1990-91	Popeye Jones, Murray State
1991-92	Brett Roberts, Morehead State
1992-93	Carlos Rogers, Tennessee State
1993-94	Carlos Rogers, Tennessee State
1994-95	Marcus Brown, Murray State
1995-96	Marcus Brown, Murray State
1996-97	Bubba Wells, Austin Peay
1997-98	De'Teri Mayes, Murray State
1998-99	Bud Eley, Southeast Missouri
1999-00	Aubrey Reese, Murray State
2000-01	Trenton Hassell, Austin Peay
2001-02	Henry Domercant, Eastern Illinois
2002-03	Ricky Minard, Morehead State
2003-04	Cuthbert Victor, Murray State
2004-05	Willie Jenkins, Tennessee Tech
2005-06	J. Robert Merritt, Samford
2006-07	Drake Reed, Austin Peay

OVC Coaches of the Year

1961-62	E.A. Diddle, Western Kentucky
1962-63	John Oldham, Tennessee Tech
1963-64	Cal Luther, Murray State
1964-65	Jim Baechtold, Eastern Kentucky
1965-66	John Oldham, Western Kentucky
1966-67	George Fisher, Austin Peay
1967-68	Madison Brock, East Tennessee
1968-69	Cal Luther, Murray State
1969-70	John Oldham, Western Kentucky
1970-71	John Oldham, Western Kentucky
1971-72	Guy Strong, Eastern Kentucky
1972-73	Lake Kelly, Austin Peay
1973-74	Jimmy Earle, Middle Tennessee
1975-76	Jim Richards, Western Kentucky
	Jack Schalow, Morehead State
1976-77	Fred Overton, Murray State
	Jimmy Earle, Middle Tennessee
1977-78	Sonny Smith, East Tennessee
1978-79	Ed Byhre, Eastern Kentucky
1979-80	Ron Greene, Murray State
1980-81	Clem Haskins, Western Kentucky
1981-82	Tom Deaton, Tennessee Tech
	Wayne Martin, Morehead State
	Ron Greene, Murray State
1982-83	Wayne Martin, Morehead State
1983-84	Tom Deaton, Tennessee Tech
1984-85	Tom Deaton, Tennessee Tech
1985-86	Bob Huggins, Akron
1986-87	Max Good, Eastern Kentucky
1987-88	Steve Newton, Murray State
1988-89	Bruce Stewart, Middle Tennessee
1989-90	Steve Newton, Murray State
1990-91	Dave Loos, Austin Peay
1991-92	Scott Edgar, Murray State
1992-93	Frankie Allen, Tennessee State
1993-94	Scott Edgar, Murray State
1994-95	Frankie Allen, Tennessee State
	Dick Fick, Morehead State
1995-96	Cal Luther, Tennessee-Martin
1996-97	Dave Loos, Austin Peay
1997-98	Mark Gottfried, Murray State
1998-99	Tevester Anderson, Murray State
	Gary Garner, Southeast Missouri
1999-00	Jeff Lebo, Tennessee Tech
2000-01	Jeff Lebo, Tennessee Tech
2001-02	Jeff Lebo, Tennessee Tech
2002-03	Dave Loos, Austin Peay
2003-04	Dave Loos, Austin Peay
2004-05	Mike Sutton, Tennessee Tech
2005-06	Mick Cronin, Murray State
2006-07	Dave Loos, Austin Peay

OVC Newcomers of the Year

1992-93	Carlos Rogers, Tennessee State
1993-94	Carlos Floyd, Tennessee Tech
1994-95	Michael Hart, Tennessee-Martin
1995-96	Bud Eley, Southeast Missouri
1996-97	De'Teri Mayes, Murray State
1997-98	Isaac Spencer, Austin Peay
1998-99	Trenton Hassell, Austin Peay
1999-00	Larrie Smith, Tennessee Tech
2000-01	Brian Foster, Tennessee-Martin
2001-02	Damien Kinloch, Tennessee Tech
2002-03	Earl Bullock, Tennessee-Martin
2003-04	Willie Jenkins, Tennessee Tech

Note: Award was discontinued after the 2004 season.

OVC Freshmen of the Year

1990-91	John Allen, Eastern Kentucky
1991-92	Rick Yudt, Austin Peay
1993-94	Monty Wilson, Tennessee State
1994-95	Bubba Wells, Austin Peay
1995-96	Joe Sibbitt, Austin Peay
1996-97	Jason Johnson, Tennessee State
1997-98	Kevin Samuel, Tennessee State
1998-99	Erik Brown, Morehead State
1999-00	Okechi Egbe, Tennessee-Martin
2000-01	Ricky Minard, Morehead State
2001-02	Derek Winans, Southeast Missouri
2002-03	Matt Witt, Eastern Kentucky
2003-04	Bruce Price, Tennessee State
2004-05	George Tandy, Eastern Illinois
2005-06	Mike Robinson, Eastern Illinois
2006-07	Romain Martin, Eastern Illinois
	Adam Leonard, Eastern Kentucky



Murray State's Ron "Popeye" Jones won OVC Player of the Year honors in 1990 and 1991. He scored 2,057 points and grabbed 1,374 rebounds in his Racer career.

Title Breakdown

Murray State	20	Middle Tennessee	5
Western Kentucky	19	East Tennessee	2
Morehead State	9	Tennessee State	2
Austin Peay	7	Akron	1
Tennessee Tech	7	Southeast Missouri	1
Eastern Kentucky	6		

MEN'S BASKETBALL ALL-CONFERENCE TEAMS

1948-49

John Oldham, Western Kentucky
 Bob Lavoy, Western Kentucky
 Jack Coleman, Louisville
 Glenn Combs, Louisville
 Kenny Reeves, Louisville
 Chuck Mrazovich, Eastern Kentucky
 Paul Hicks, Eastern Kentucky
 Sonny Allen, Morehead State
 Bill Toothman, Marshall
 Joe Hafele, Evansville

1949-50

Chuck Mrazovich, Eastern Kentucky
 Paul Hicks, Eastern Kentucky
 Bob Lavoy, Western Kentucky
 Johnny Givens, Western Kentucky
 Bill Martin, Morehead State
 Sonny Allen, Morehead State
 Harold Loughary, Murray State
 Charley Snow, Murray State
 Joe Hafele, Evansville
 Don Brown, Marshall

1950-51

Jim Baechtold, Eastern Kentucky
 Garrett Beshear, Murray State
 Bennie Purcell, Murray State
 Gene Garrett, Murray State
 Rip Gish, Western Kentucky
 Bob Barnett, Evansville
 Harry Axford, Evansville
 Jack Baker, Morehead State
 Don Miller, Morehead State

1951-52

Tom Marshall, Western Kentucky
 Art Spoelstra, Western Kentucky
 Dick White, Western Kentucky
 Bennie Purcell, Murray State
 Garrett Beshear, Murray State
 Jim Baechtold, Eastern Kentucky
 Walt Walowac, Marshall
 Jim Lamb, Marshall
 Elza Whalen, Morehead State
 Flavious Smith, Tennessee Tech
 Roscoe Bivin, Evansville
 Gene Rhodes, Western Kentucky

1952-53

Tom Marshall, Western Kentucky
 Art Spoelstra, Western Kentucky
 Bill Bales, Eastern Kentucky
 Elmer Tolson, Eastern Kentucky
 Garrett Beshear, Murray State
 Rich Gott, Murray State
 Lindle Castle, Morehead State
 Elza Whalen, Morehead State
 Ken Trickey, Middle Tennessee
 Paul Hughes, Tennessee Tech

1953-54

Tom Marshall, Western Kentucky
 Art Spoelstra, Western Kentucky
 Lynn Cole, Western Kentucky
 Jack Turner, Western Kentucky
 Tom Holbrook, Eastern Kentucky
 Jack Adams, Eastern Kentucky
 Ken Trickey, Middle Tennessee
 Sam Smith, Middle Tennessee
 Dan Swartz, Morehead State
 Howie Crittenden, Murray State

1954-55

Jack Adams, Eastern Kentucky
 Ronnie Pellegrinon, Eastern Kentucky
 Dick Culberston, Eastern Kentucky
 Howie Crittenden, Murray State
 Dan Swartz, Morehead State
 Ralph Crosthwaite, Western Kentucky
 Forest Able, Western Kentucky
 Steve Hamilton, Morehead State
 Kenny Sidwell, Tennessee Tech
 Doug Shrader, Middle Tennessee

1955-56

No Team Selected

1956-57

First Team

Ralph Crosthwaite, Western Kentucky
 Steve Hamilton, Morehead State
 Owen Lawson, Western Kentucky
 Quitman Sullins, Murray State
 Harlan Tolle, Morehead State

Second Team

Jerry Hurst, Middle Tennessee
 Dave Keleher, Morehead State
 Kenny Sidwell, Tennessee Tech
 Gerald Tabor, Murray State
 Larry Wood, Eastern Kentucky

1957-58

Steve Hamilton, Morehead State
 Herbie Merritt, Tennessee Tech
 Ralph Crosthwaite, Western Kentucky
 Bob Williamson, Middle Tennessee
 Kenny Sidwell, Tennessee Tech
 Dale Moore, Eastern Kentucky
 Terry Darnall, Murray State
 Quitman Sullins, Murray State
 Owen Lawson, Western Kentucky
 Larry Wood, Eastern Kentucky

1958-59

Larry Wood, Eastern Kentucky
 Dale Moore, Eastern Kentucky
 Jimmy Hagan, Tennessee Tech
 Ralph Crosthwaite, Western Kentucky
 Tom Chilton, East Tennessee
 Thornton Hill, Morehead State
 Terry Darnall, Murray State
 Herbie Triplett, Morehead State
 Al Ellison, Western Kentucky
 Jackie Pearson, Tennessee Tech

1959-60

Tom Chilton, East Tennessee
 Charlie Osborne, Western Kentucky
 Jimmy Hagan, Tennessee Tech
 Carl Cole, Eastern Kentucky
 Herbie Triplett, Morehead State
 Bob Burden, Middle Tennessee
 Gene Herndon, Murray State
 Bob Rascoe, Western Kentucky
 Mike O'Riordan, Murray State
 Al Ellison, Western Kentucky
 Don Parsons, Western Kentucky
 Jarrell Graham, Murray State

1960-61

Tom Chilton, Eastern Kentucky
 Granville Williams, Morehead State
 Carl Cole, Eastern Kentucky
 Charlie Osborn, Western Kentucky
 Bobby Rascoe, Western Kentucky
 Henderson Thompson, Morehead State
 Ed Noe, Morehead State
 Gene Herndon, Murray State
 Larry Bale, Murray State
 Harry Todd, Western Kentucky

1961-62

Bobby Rascoe, Western Kentucky
 Granville Williams, Morehead State
 Jim Jennings, Murray State
 Tom McKinney, Tennessee Tech
 Harry Todd, Western Kentucky
 Ed Noe, Morehead State
 Jim Werk, Eastern Kentucky
 Willie Malone, East Tennessee
 Larry Parks, Eastern Kentucky
 Darel Carrier, Western Kentucky

1962-63

Harold Sergent, Morehead State
 Norm Pokley, Morehead State
 Jim Jennings, Murray State
 Mal Roberts, East Tennessee

Tom Rychner, East Tennessee
 Ron Pickett, Eastern Kentucky
 Darel Carrier, Western Kentucky
 Al Varnas, Murray State
 Willie Malone, East Tennessee
 Larry Stewart, Middle Tennessee
 Roy Ware, Morehead State

1963-64

Jim Jennings, Murray State
 Harold Sergent, Morehead State
 Bobby Young, Tennessee Tech
 Darel Carrier, Western Kentucky
 Henry Akin, Morehead State
 Doug Stamper, Austin Peay
 Eddie Bodkin, Eastern Kentucky
 Larry Stewart, Middle Tennessee
 Stewart Johnson, Murray State
 Houston Frazier, East Tennessee

1964-65

Eddie Bodkin, Eastern Kentucky
 Clem Haskins, Western Kentucky
 Stewart Johnson, Murray State
 Lee Lemos, Eastern Kentucky
 Harold Sergent, Morehead State
 John Namciu, Murray State
 Tommy Woods, East Tennessee
 Dwight Smith, Western Kentucky
 Henry Akin, Morehead State
 Charles Wood, Tennessee Tech

1965-66

Clem Haskins, Western Kentucky
 Eddie Bodkin, Eastern Kentucky
 Ron Filipek, Tennessee Tech
 Herb McPherson, Murray State
 Dwight Smith, Western Kentucky
 Tommy Woods, East Tennessee
 Henry Jordan, Tennessee Tech
 Steve Cunningham, Western Kentucky
 Greg Smith, Western Kentucky
 Bill Walton, Eastern Kentucky

1966-67

Clem Haskins, Western Kentucky
 Ron Filipek, Tennessee Tech
 Dwight Smith, Western Kentucky
 Dick Cunningham, Murray State
 Herb McPherson, Murray State
 Bobby Washington, Eastern Kentucky
 Wayne Chapman, Western Kentucky
 Jim Sandfoss, Morehead State
 Greg Smith, Western Kentucky
 Harley Swift, East Tennessee

1967-68

Willie Brown, Middle Tennessee
 Wayne Chapman, Western Kentucky
 Jerry Conley, Morehead State
 Dick Cunningham, Murray State
 Lamar Green, Morehead State
 Ernie Sims, East Tennessee
 Garfield Smith, Eastern Kentucky
 Harley Swift, East Tennessee
 Bobby Washington, Eastern Kentucky
 Howard Wright, Austin Peay

1968-69

Hector Blondet, Murray State
 Willie Brown, Middle Tennessee
 Jerry Conley, Morehead State
 Lamar Green, Morehead State
 Mike Kretzer, East Tennessee
 Jim McDaniels, Western Kentucky
 Harley Swift, East Tennessee
 Claude Virden, Murray State
 Bobby Washington, Eastern Kentucky
 Howard Wright, Austin Peay

1969-70

Jim Day, Morehead State
 Mike Kretzer, East Tennessee
 Jim McDaniels, Western Kentucky

Jerome Perry, Western Kentucky
 Ken Riley, Middle Tennessee
 Jim Rose, Western Kentucky
 Claude Virden, Murray State
 Willie Woods, Eastern Kentucky
 Howard Wright, Austin Peay
 Jimmy Young, Murray State

1970-71

George Bryant, Eastern Kentucky
 Jim Day, Morehead State
 Jerry Dunn, Western Kentucky
 Jim McDaniels, Western Kentucky
 Larry Noble, Austin Peay
 Wayne Pack, Tennessee Tech
 Ken Riley, Middle Tennessee
 Jim Rose, Western Kentucky
 Les Taylor, Murray State
 Jimmy Young, Murray State

1971-72

George Bryant, Eastern Kentucky
 Leonard Coulter, Morehead State
 Jerry Dunn, Western Kentucky
 Howard Jackson, Austin Peay
 Al Lewis, Tennessee Tech
 Charles Mitchell, Eastern Kentucky
 Rich Stone, Tennessee Tech
 Herman Sykes, Middle Tennessee
 Les Taylor, Murray State
 Howard Wallen, Morehead State

1972-73

Eddie Childress, Austin Peay
 Mike Coleman, Murray State
 Leonard Coulter, Morehead State
 Howard Jackson, Austin Peay
 Eugene Lyons, Morehead State
 Charles Mitchell, Eastern Kentucky
 Wayne Pack, Tennessee Tech
 Jimmy Powell, Middle Tennessee
 Les Taylor, Murray State
 James "Fly" Williams, Austin Peay

1973-74

Ken Allison, Western Kentucky
 Johnny Britt, Western Kentucky
 Carl Brown, Eastern Kentucky
 Mike Coleman, Murray State
 Leonard Coulter, Morehead State
 Frank Jones, Tennessee Tech
 Eugene Lyons, Morehead State
 Danny Odums, Austin Peay
 Jimmy Powell, Middle Tennessee
 James "Fly" Williams, Austin Peay

1974-75

Johnny Britt, Western Kentucky
 Charlie Fishback, Austin Peay
 Percy Howard, Austin Peay
 Arch Johnson, Morehead State
 Frank Jones, Tennessee Tech
 Jimmy Martin, Middle Tennessee
 Mike Odemns, Western Kentucky
 Steve Peeler, Middle Tennessee
 George Sorrell, Middle Tennessee
 Jesse Williams, Murray State

1975-76

Johnny Britt, Western Kentucky
 Tim Sisneros, Middle Tennessee
 Jesse Williams, Murray State
 Frank Jones, Tennessee Tech
 Ted Hundley, Morehead State
 Tom Schmidt, Tennessee Tech
 Otis Howard, Austin Peay
 Carl Brown, Eastern Kentucky
 Wilson James, Western Kentucky
 Charlie Fishback, Austin Peay

1976-77

Otis Howard, Austin Peay
 Herbie Stamper, Morehead State
 Calvin Garrett, Austin Peay

Dave Bootcheck, Eastern Kentucky
 Ted Hundley, Morehead State
 Mike Muff, Murray State
 Bob Martin, Middle Tennessee
 Greg Joyner, Middle Tennessee
 Bob Brown, East Tennessee
 Grover Woolard, Murray State
 Aaron Bryant, Western Kentucky

1977-78

Otis Howard, Austin Peay
 Mike Muff, Murray State
 Herbie Stamper, Morehead State
 Claude Taylor, Middle Tennessee
 Greg Joyner, Middle Tennessee
 James Johnson, Western Kentucky
 Lovell Joiner, Eastern Kentucky
 Bobby Porter, Tennessee Tech
 Darryl Turner, Western Kentucky
 Scott Place, East Tennessee

1978-79

James Tillman, Eastern Kentucky
 Greg Joyner, Middle Tennessee
 Herbie Stamper, Morehead State
 Bruce Jones, Eastern Kentucky
 Greg Jackson, Western Kentucky
 John Randall, Murray State
 Brian Troupe, Tennessee Tech
 Alfred Barney, Austin Peay
 Charlie Clay, Morehead State
 Trey Trumbo, Western Kentucky
 Kenny Hammonds, Murray State
 Kenny Elliott, Eastern Kentucky

1979-80

Jerry Beck, Middle Tennessee
 Billy Bryant, Western Kentucky
 Charlie Clay, Morehead State
 Gary Hooker, Murray State
 Roosevelt Sanders, Austin Peay
 Mont Sleets, Murray State
 James Tillman, Eastern Kentucky
 Craig McCormick, Western Kentucky
 Leroy Coleman, Middle Tennessee
 Bruce Jones, Eastern Kentucky

1980-81

First Team
 Jerry Beck, Middle Tennessee
 Lamont Sleets, Murray State
 Andrew Burton, Austin Peay
 Craig McCormick, Western Kentucky
 Tommy Baker, Eastern Kentucky

Second Team

Rick Campbell, Middle Tennessee
 Tony Wilson, Western Kentucky
 Roosevelt Sanders, Austin Peay
 Wendell Bates, Akron
 Kenney Hammonds, Murray State

All-Freshman Team

Joe Jakubick, Akron
 Brian Stewart, Murray State
 Jeff Tipton, Morehead State
 Bob Jones, Western Kentucky
 Alvin Ingle, Austin Peay

1981-82

First Team
 Jerry Beck, Middle Tennessee
 Craig McCormick, Western Kentucky
 Ricky Hood, Murray State
 Joe Jakubick, Akron
 Glen Green, Murray State

Second Team

Lenny Manning, Austin Peay
 Guy Minnifield, Morehead State
 Bobby Jones, Western Kentucky
 Rick Campbell, Middle Tennessee
 Pete Abuls, Tennessee Tech

All-Freshman Team

Pat Day, Austin Peay
 Carlton Clarington, Tennessee Tech
 Lonnie Boone, Tennessee Tech
 Troy Williams, Youngstown State
 Fred Emerson, Eastern Kentucky

1982-83

First Team
 Glen Green, Murray State
 Joe Jakubick, Akron
 Steve Taylor, Tennessee Tech
 Lenny Manning, Austin Peay
 Ricky Hood, Murray State

Second Team

Lamont Sleets, Murray State
 Earl Harrison, Morehead State
 Guy Minnifield, Morehead State
 Jim Chambers, Eastern Kentucky
 Stephen Kite, Tennessee Tech

All-Freshman Team

Stephen Kite, Tennessee Tech
 Raleigh Choice, Middle Tennessee
 LaRae Davis, Middle Tennessee
 John DeCamillis, Eastern Kentucky
 Lonnie West, Austin Peay

1983-84

First Team
 Joe Jakubick, Akron
 Stephen Kite, Tennessee Tech
 Lenny Manning, Austin Peay
 Earl Harrison, Morehead State
 Lamont Sleets, Murray State

Second Team

Craig Talley, Murray State
 Antonio Parris, Eastern Kentucky
 Jeff Tipton, Morehead State
 Ray Robinson, Youngstown State
 Bruce Timko, Youngstown State

All-Freshman Team

Antonio Parris, Eastern Kentucky
 Willie Holland, Murray State
 Russell Brown, Akron
 Pate Clements, Morehead State
 James Henry, Tennessee Tech

1984-85

First Team
 Stephen Kite, Tennessee Tech
 Bob McCann, Middle Tennessee
 Kim Cooksey, Middle Tennessee
 John Keshock, Youngstown State
 Bryan Roth, Akron

Second Team

Vada Martin, Murray State
 Carlton Clarington, Tennessee Tech
 Robert Biggers, Austin Peay
 Craig Talley, Murray State
 Jimmy Elliott, Tennessee Tech
 Kenny Wilson, Eastern Kentucky

All-Freshman Team

Kerry Hammonds, Middle Tennessee
 Bobby Collins, Eastern Kentucky
 Roland Chadwick, Morehead State
 Talbert Turner, Morehead State
 Neal Murray, Middle Tennessee

1985-86

First Team
 Marcel Boyce, Akron
 Stephen Kite, Tennessee Tech
 Bob McCann, Morehead State
 Chuck Glass, Murray State
 Kim Cooksey, Middle Tennessee

Second Team

Gerald Gray, Austin Peay
 Lawrence Mitchell, Austin Peay
 Andrew Tunstill, Middle Tennessee
 Lewis Spence, Eastern Kentucky
 Garry Robbins, Youngstown State

All-Freshman Team

Anthony Avery, Tennessee Tech
 Lee Campbell, Middle Tennessee
 Jeff Martin, Murray State
 Don Mann, Murray State
 Randolph Taylor, Eastern Kentucky

1986-87

First Team
 Bob McCann, Morehead State
 Marcel Boyce, Akron
 Lawrence Mitchell, Austin Peay
 Jeff Martin, Murray State

Duane Washington, Middle Tennessee
 Tilman Beverly, Youngstown State

Second Team

Antonio Parris, Eastern Kentucky
 Jeff McGill, Eastern Kentucky
 Darryl Bedford, Austin Peay
 Dwayne Rainey, Middle Tennessee
 Don Mann, Murray State

All-Freshman Team

Earl Wise, Tennessee Tech
 Tony Curry, Morehead State
 Jeff Arms, Tennessee Tech
 Andy Walker, Tennessee Tech
 Myron DeVoe, Austin Peay

1987-88

First Team
 Jeff Martin, Murray State
 Anthony Mason, Tennessee State
 Don Mann, Murray State
 Jeff McGill, Eastern Kentucky
 Chris Rainey, Middle Tennessee

Second Team

Barry Sumpter, Austin Peay
 Earl Wise, Tennessee Tech
 Andre Harris, Austin Peay
 Randy Henry, Middle Tennessee
 Ty Baynham, Middle Tennessee

All-Freshman Team

Leslie Gregory, Middle Tennessee
 Tim Jackson, Youngstown State
 Jerome Rodgers, Tennessee Tech
 Paul King, Murray State
 Nico Childs, Tennessee State

1988-89

First Team
 Jeff Martin, Murray State
 Randy Henry, Middle Tennessee
 Chris Rainey, Middle Tennessee
 Keith Rawls, Austin Peay
 Don Mann, Murray

Second Team

Kerry Hammonds, Middle Tennessee
 Earl Wise, Tennessee Tech
 Darrin Hale, Morehead State
 Robert Neely, Tennessee State
 Anthony Avery, Tennessee Tech

All-Freshman Team

Brett Roberts, Morehead State
 Mike Smith, Eastern Kentucky
 Quincy Vance, Middle Tennessee
 Kirk Greathouse, Eastern Kentucky
 Malandrick Webb, Middle Tennessee

1989-90

First Team
 Popeye Jones, Murray State
 Earl Wise, Tennessee Tech
 Chris Ogden, Murray State
 Elbert Boyd, Morehead State
 Kevin Wallace, Middle Tennessee

Second Team

Milos Babic, Tennessee Tech
 Darryl Brooks, Tennessee State
 Tommy Brown, Austin Peay
 Paul King, Murray State
 Donald Tivis, Austin Peay

All-Freshman Team

Frank Allen, Murray State
 Robert Taylor, Middle Tennessee
 Greg Franklin, Austin Peay
 Mitch Cupples, Tennessee Tech
 David Clark, Middle Tennessee

1990-91

First Team
 Popeye Jones, Murray State
 Tommy Brown, Austin Peay
 Warren Kidd, Middle Tennessee
 Rod Mitchell, Morehead State
 Greg Coble, Murray State

Second Team

Aric Sinclair, Eastern Kentucky
 Van Usher, Tennessee Tech
 Frank Allen, Murray State
 LaMonte Ware, Austin Peay

Donald Tivis, Austin Peay
 Paul King, Murray State

All-Freshman Team

John Allen, Eastern Kentucky
 Geoff Herman, Austin Peay
 Robert West, Tennessee Tech
 Jeff Clifton, Middle Tennessee
 Bruce Oglesby, Tennessee Tech

1991-92

First Team
 Brett Roberts, Morehead State
 Popeye Jones, Murray State
 Frank Allen, Murray State
 John Best, Tennessee Tech
 Van Usher, Tennessee Tech

Second Team

Warren Kidd, Middle Tennessee
 Robert Taylor, Middle Tennessee
 Mike Smith, Eastern Kentucky
 Doug Bentz, Morehead State
 Greg Franklin, Austin Peay

All-Freshman Team

Rick Yudt, Austin Peay
 Tim Horton, Tennessee State
 Jesse Nayadley, Tennessee Tech
 Jerry Freshwater, Southeast Missouri
 Eric Mitchell, Tennessee Tech

1992-93

First Team
 Carlos Rogers, Tennessee State
 John Best, Tennessee Tech
 Warren Kidd, Middle Tennessee
 Doug Bentz, Morehead State
 Devon Lake, Southeast Missouri

Second Team

Frank Allen, Murray State
 John Allen, Eastern Kentucky
 Tim Horton, Tennessee State
 Robert Taylor, Middle Tennessee
 Tim Britt, Tennessee-Martin

All-Newcomer Team

Carlos Rogers, Tennessee State
 Monty Wilson, Tennessee State
 DeWayne Powell, Tennessee-Martin
 Luther Bonds, Southeast Missouri
 John Brannen, Morehead State

Antwan Hoard, Murray State
 Marty Cline, Morehead State
 Brad Divine, Eastern Kentucky

1993-94

First Team
 Carlos Rogers, Tennessee State
 Marcus Brown, Murray State
 Milton Dean, Middle Tennessee
 Tyrone Beck, Austin Peay
 John Allen, Eastern Kentucky
 Arlando Johnson, Eastern Kentucky

Second Team

Cedric Gumm, Murray State
 Maurice Houston, Tennessee Tech
 DeWayne Powell, Tennessee-Martin
 Curtis Shelton, Southeast Missouri
 Johnnie Williams, Morehead State
 Tim Horton, Tennessee State

All-Newcomer Team

Carlos Floyd, Tennessee Tech
 Tyrone Boardley, Morehead State
 Bubba Wells, Austin Peay
 Marcus Jones, Murray State
 Lorenzo Coleman, Tennessee Tech
 Jermall Morgan, Southeast Missouri

Marlon Stewart, Eastern Kentucky

1994-95

First Team
 Marcus Brown, Murray State
 Bubba Wells, Austin Peay
 Tim Horton, Tennessee State
 Tyrone Boardley, Morehead State
 Monty Wilson, Tennessee State

Second Team

Arlando Johnson, Eastern Kentucky
 Vincent Rainey, Murray State
 Lorenzo Coleman, Tennessee Tech

DeWayne Powell, Tennessee-Martin
Michael Hart, Tennessee-Martin
All-Newcomer Team
Michael Hart, Tennessee-Martin
Mark Kinnaird, Morehead State
Calvin Morris, Tennessee State
David Washington, Middle Tennessee
Curtis Fincher, Eastern Kentucky
Chris Turner, Tennessee Tech
Greg Anderson, Murray State
Jerome Days, Southeast Missouri

1995-96

First Team
Marcus Brown, Murray State
Bubba Wells, Austin Peay
Michael Hart, Tennessee-Martin
Vincent Rainey, Murray State
Monty Wilson, Tennessee State
Second Team
DeMarkus Doss, Eastern Kentucky
Bud Eley, Southeast Missouri
Jermaine Savage, Austin Peay
DeWayne Powell, Tennessee-Martin
Curtis Fincher, Eastern Kentucky
Nod Carter, Middle Tennessee
All-Newcomer Team
Bud Eley, Southeast Missouri
Nod Carter, Middle Tennessee
Aylton Tesch, Middle Tennessee
Stanley Caldwell, Tennessee State
Jason Johnson, Tennessee State
Art Quarterman, Tennessee Tech
Carlos Bess, Eastern Kentucky
Doug Wyciskalla, Morehead State

1996-97

First Team
Bubba Wells, Austin Peay
Vincent Rainey, Murray State
Nod Carter, Middle Tennessee
Bud Eley, Southeast Missouri
De'Teri Mayes, Murray State
Lorenzo Coleman, Tennessee Tech
Second Team
Rick Kaye, Eastern Illinois
Jason Johnson, Tennessee State
Reggie Crenshaw, Austin Peay
Chad Townsend, Murray State
Roni Bailey, Middle Tennessee
Kareem Gilbert, Tennessee State
All-Newcomer Team
De'Teri Mayes, Murray State
Chad Townsend, Murray State
Daniel Sutton, Eastern Kentucky
Calvert White, Southeast Missouri
Kareem Gilbert, Tennessee State
Kevin Samuel, Tennessee State
Marc Polite, Eastern Illinois
Keith Samuel, Tennessee State

1997-98

First Team
De'Teri Mayes, Murray State
Rick Kaye, Eastern Illinois
Aylton Tesch, Middle Tennessee
Chad Townsend, Murray State
Ryan DeMichael, Tennessee-Martin
Second Team
Isaac Spencer, Murray State
Cory Johnson, Southeast Missouri
Jerome Jackson, Austin Peay
Jason Johnson, Tennessee State
Mark Williams, Eastern Kentucky
All-Newcomer Team
Isaac Spencer, Murray State
Cory Johnson, Southeast Missouri
Jerome Jackson, Austin Peay
Jamie Roberts, Tennessee State
Mark Williams, Eastern Kentucky
Jack Owens, Eastern Illinois
Alex Franco, Tennessee Tech
James Stewart, Austin Peay
Rod Murray, Murray State

1998-99

First Team
Bud Eley, Southeast Missouri
Isaac Spencer, Murray State
Trenton Hassell, Austin Peay
Erik Brown, Morehead State
Aubrey Reese, Murray State
Second Team
Ryan DeMichael, Tennessee-Martin
Jamie Roberts, Tennessee State
Josh Heard, Tennessee Tech
Rod Murray, Murray State
Corey Hemphill, Tennessee Tech
All-Newcomer Team
Trenton Hassell, Austin Peay
Erik Brown, Morehead State
Josh Heard, Tennessee Tech
Corey Hemphill, Tennessee Tech
Roderick Johnson, Southeast Missouri
Whitney Robinson, Eastern Kentucky
Corey Williams, Tennessee State
Cedrick Wallace, Middle Tennessee
Nick Stapleton, Austin Peay

1999-2000

First Team
Aubrey Reese, Murray State
Isaac Spencer, Murray State
Trenton Hassell, Austin Peay
Kyle Hill, Eastern Illinois
Josh Heard, Tennessee Tech
Second Team
Roderick Johnson, Southeast Missouri
Larrie Smith, Tennessee Tech
Fernando Ortiz, Middle Tennessee
Corey Hemphill, Tennessee Tech
Nick Stapleton, Austin Peay
Third Team
Mike Branson, Southeast Missouri
Jamie Roberts, Tennessee State
Marc Polite, Eastern Illinois
Michael Stokes, Southeast Missouri
Joe Williams, Austin Peay

2000-01

First Team
Trenton Hassell, Austin Peay
Kyle Hill, Eastern Illinois
Isaac Spencer, Murray State
Larrie Smith, Tennessee Tech
Henry Domercant, Eastern Illinois
Second Team
Michael Stokes, Southeast Missouri
Jamie Roberts, Tennessee Tech
Joe Williams, Austin Peay
Nick Stapleton, Austin Peay
Brain Foster, Tennessee-Martin
Matt Britton, Eastern Illinois
Ricky Minard, Morehead State
Third Team
Leigh Gayden, Tennessee Tech
Justin Burdine, Murray State
Lavoris Jerry, Eastern Kentucky
Brent Jolly, Tennessee Tech
Kyle Umberger, Morehead State

2001-02

First Team
Henry Domercant, Eastern Illinois
Justin Burdine, Murray State
Ricky Minard, Morehead State
Damien Kinloch, Tennessee Tech
Nick Stapleton, Austin Peay
Second Team
Cameron Crisp, Tennessee Tech
Shawn Fields, Eastern Kentucky
Brian Foster, Tennessee-Martin
Garrett Richardson, Tennessee State
James Singleton, Murray State
Kyle Umberger, Morehead State
Third Team
Brent Jolly, Tennessee Tech
Kyle Rolston, Tennessee State
Jeremy Sargent, Tennessee-Martin
Marquis Sykes, Morehead State
Derek Winans, Southeast Missouri

2002-03

First Team
Henry Domercant, Eastern Illinois
Adrian Henning, Austin Peay
Damien Kinloch, Tennessee Tech
Ricky Minard, Morehead State
James Singleton, Murray State
Second Team
Cameron Crisp, Tennessee Tech
Shawn Fields, Eastern Kentucky
Josh Lewis, Austin Peay
Chez Marks, Morehead State
Cuthbert Victor, Murray State
Third Team
Earl Bullock, Tennessee-Martin
Anthony Davis, Austin Peay
Marquis Sykes, Morehead State
Joey Walker, Tennessee-Martin
Derek Winans, Southeast Missouri

2003-04

First Team
Cuthbert Victor, Murray State
Adrian Henning, Austin Peay
Ricky Minard, Morehead State
Willie Jenkins, Tennessee Tech
Josh Lewis, Austin Peay
Second Team
Matt Witt, Eastern Kentucky
Jon Bentley, Eastern Kentucky
Chez Marks, Morehead State
Chris Shumate, Murray State
Bruce Price, Tennessee State
Third Team
Phillip Ramelli, Samford
Anthony Davis, Austin Peay
Cameron Crisp, Tennessee Tech
Jared Newson, Tennessee-Martin
Trent Eager, Jacksonville State

2004-05

First Team
Willie Jenkins, Tennessee Tech
Dainmon Gonner, Southeast Missouri
Michael Haney, Eastern Kentucky
Trey Pearson, Murray State
J. Robert Merritt, Samford
Second Team
Anthony Davis, Austin Peay
Reggie Golson, Southeast Missouri
Josh Gomes, Eastern Illinois
Walker Russell, Jacksonville State
Chad McKnight, Morehead State

2005-06

First Team
J. Robert Merritt, Samford
Shawn Witherspoon, Murray State
Jared Newson, Tennessee-Martin
Zac Schlader, Austin Peay
Jason McLeish, Eastern Kentucky
Walker Russell, Jacksonville State
Second Team
Matt Witt, Eastern Kentucky
Clarence Matthews, Tennessee State
Maurice Hampton, Austin Peay
Kareem Grant, Tennessee State
Roy Booker, Southeast Missouri
Milone Clark, Tennessee Tech
All-Newcomer
Courtney Bradley, Jacksonville State
Roy Booker, Southeast Missouri
Clarence Matthews, Tennessee State
Belton Rivers, Tennessee Tech
Shaun Williams, Morehead State

2006-07

First Team
Courtney Bradley, Jacksonville State
Anthony Fisher, Tennessee Tech
Randall Gulina, Samford
Drake Reed, Austin Peay
Belton Rivers, Tennessee Tech
Second Team
Bruce Carter, Murray State
Fernandez Lockett, Austin Peay
Clarence Matthews, Tennessee State
Amadi McKenzie, Tennessee Tech
Mike Rose, Eastern Kentucky
All-Newcomer
Bruce Carter, Murray State
Brandon Foust, Southeast Missouri
Adam Leonard, Eastern Kentucky
Romain Martin, Eastern Illinois
Gerald Robinson, Tennessee-Martin



Henry Domercant was a three-time first-team All-OVC selection during his playing career at Eastern Illinois. He finished his career as the OVC's all-time leading scorer (2,602), a total that is 26th in NCAA history. Domercant was one of three players to finish in the top five of scorers in NCAA rankings for three consecutive years and was named the 2002 OVC Player of the Year on his way to All-American honors.

MEN'S BASKETBALL RECORD BOOK

Team – Game

Most Points (one team):	148 – Tennessee State vs. Fisk (1993-94)
Most Points in one half (one team):	83 – Morehead State vs. West Virginia State (1991-92)
Most Points (both teams):	251 – Morehead State (135) vs. West Virginia State (116) (1991-92)
Most Points by an Opponent:	134 – Western Kentucky vs. Middle Tennessee (1964-65)
Most Field Goals:	58 – Middle Tennessee vs. Tennessee Wesleyan (1988-89)
Most Field Goals Attempted:	121 – Murray State vs. Kentucky Wesleyan (1951-52)
Best Field Goal Percentage:	.784 – Western Kentucky vs. Dayton (1978-79)
Most 3-Pointers Made:	18 – Morehead State vs. Centre (1995-96); Tennessee Tech vs. Toccoa Falls (1999-00)
Most 3-Pointers Attempted:	50 – Morehead State vs. George Mason (1996-97)
Best 3-Point Percentage (minimum 7 per game):	.900 (9-10) – Tennessee Tech vs. Oregon State (2005-06)
Most Free Throws Made:	53 – Morehead State vs. Cincinnati (1955-56)
Most Free Throws Attempted:	78 – Murray State vs. Evansville (1953-54)
Most Free Throws Made (both teams):	88 – Morehead State (53) vs. Cincinnati (35) (1955-56)
Most Free Throws Attempted (both teams):	123 – Morehead State (67) vs. Georgetown (56) (1952-53)
Best Free Throws Percentage:	1.000 (24-24) – Murray State vs. Austin Peay (1965-66)
Most Rebounds:	95 – Murray State vs. MacMurray (1966-67)
Most Personal Fouls:	40 – Murray State vs. Kentucky Wesleyan (1951-52)
Most Assists:	37 – Eastern Kentucky vs. Sewanee (1978-79); Middle Tennessee vs. Tennessee Wesleyan (1988-89)
	37 – Tennessee-Martin vs. Bethel (2002-03)
Most Blocked Shots:	14 – Southeast Missouri vs. Morehead State (1998-99); Murray State vs. Morehead State (2005-06)

Team – Season

Best Record By Percentage (all games):	29-3 (.903) – Western Kentucky (1953-54)
Most Wins:	29 – Western Kentucky (1953-54); Murray State (1997-98)
Most Losses:	25 – Tennessee State (2002-03)
Most Consecutive Wins:	21 – Western Kentucky (1953-54); Western Kentucky (1966-67)
Most Consecutive Losses:	21 – Tennessee State (2002-03)
Most Consecutive Home Wins:	67 – Western Kentucky (1949-55)
Most Points:	2,862 – Murray State (1997-98)
Best Point Average:	95.9 – Morehead State (1955-56)
Most Field Goals Made:	1,160 – Middle Tennessee (1985-86)
Most Field Goals Attempted:	2,457 – Austin Peay (1956-57)
Best Field Goal Percentage:	52.8 (799-1513) – Western Kentucky (1981-82)
Most 3-Pointers Made:	298 – Samford (2005-06)
Most 3-Pointers Attempted:	788 – Morehead State (1996-97)
Best 3-Point Percentage (min 3.0 per game):	.449 (216-481) – Eastern Kentucky (1986-87)
Most Free Throws Made:	838 – Morehead State (1955-56)
Best Free Throw Percentage:	79.5 – Morehead State (1964-65)
Most Rebounds:	1,810 – Western Kentucky (1953-54)
Best Rebound Average:	64.8 – Middle Tennessee (1968-69)
Most Personal Fouls:	722 – Murray State (1953-54)
Most Assists:	673 – Middle Tennessee (1985-86)
Most Blocked Shots:	181 – Tennessee Tech (1994-95)

Individual - Game


Most Points:	55 – Clem Haskins, Western Kentucky (vs. Middle Tennessee, 1964-65); 55 – Tilman Bevely, Youngstown State (vs. Tennessee Tech, 1985-86)
Most Field Goals Made:	25 – Clem Haskins, Western Kentucky (vs. Middle Tennessee, 1964-65)
Most Field Goals Attempted:	46 – James "Fly" Williams, Austin Peay (vs. Tennessee Tech, 1972-73)
Best Field Goal Percentage:	1.000 (12-12) – William Holmes, Eastern Kentucky (vs. Chicago State, 1993-94)
Most 3-Pointers Made:	10 – Marc Polite, Eastern Illinois (vs. Arkansas State, 1999-00)
Most 3-Pointers Attempted:	19 – Cory Johnson, Southeast Missouri (vs. Tennessee-Martin, 1997-98); 19 – Doug Wyciskalla, Morehead State (vs. George Mason, 1996-97); Earl Bullock, Tennessee-Martin (vs. Middle Tennessee, 2002-03)
Best 3-Point Percentage (minimum 6 attempts):	1.000 (8-8) – James Singleton, Murray State (vs. Eastern Illinois, 2002-03)
Most Free Throws Made:	24 – Kenny Sidwell, Tennessee Tech (vs. Eastern Kentucky, 1954-55)
Most Free Throws Attempted:	32 – Buddy Howell, Tennessee Tech (vs. Murray State, 1953-54)
Best Free Throw Percentage (minimum 15 attempts):	1.000 (17-17) – Jim Sandfoss, Morehead State (vs. Marshall, 1966-67)
Most Consecutive Field Goals Made:	13 – Leonard Coulter, Morehead State (vs. Oglethorpe, 1966-67)
Most Consecutive Free Throws Made:	18 – Walker Russell, Jacksonville State (vs. Tennessee Tech, 2004-05)
Most Rebounds:	38 – Steve Hamilton, Morehead (vs. Florida State, 1956-57); 38 – Tommy Woods, East Tennessee (vs. Middle Tennessee, 1964-65)
Most Assists:	20 – James Johnson, Middle Tennessee (vs. Freed-Hardeman, 1985-86)
Most Blocked Shots:	13 – Ricky Tunstall, Youngstown State (vs. Middle Tennessee, 1982-83)

Individual – Season


Most Points:	878 – Jim McDaniels, Western Kentucky (1970-71)
Best Point Average:	32.1 – Tom Chilton, East Tennessee (1960-61)
Most Field Goals Made:	360 – James “Fly” Williams, Austin Peay (1972-73)
Most Field Goals Attempted:	800 – James “Fly” Williams, Austin Peay (1972-73)
Best Field Goal Percentage:	70.0 – Warren Kidd, Middle Tennessee (1990-91)
Most 3-Pointers Made:	120 – J. Robert Merritt, Samford (2005-06)
Most 3-Pointers Attempted:	290 – Josh Heard, Tennessee Tech (1999-00)
Best 3-Point Percentage (minimum 1.5 per game):506 (43-85) – Brad Divine, Eastern Kentucky (1992-93)
	.506 (87-170) – Jeff McGill, Eastern Kentucky (1986-87)
Most Free Throws Made:	265 – Tom Marshall, Western Kentucky (1953-54)
Most Free Throws Attempted:	359 – Tom Marshall, Western Kentucky (1953-54)
Best Free Throw Percentage:	93.1 – Brent Jolly, Tennessee Tech (2000-01)
Most Consecutive Free Throws Made:	46 – Glen Napier, Morehead State (1981-82)
Most Rebounds:	543 – Steve Hamilton, Morehead State (1956-57)
Best Rebound Average:	21.8 – Dick Cunningham, Murray State (1966-67)
Most Assists:	255 – Duane Washington, Middle Tennessee (1986-87)
Most Blocked Shots:	138 – Ricky Tunstall, Youngstown State (1982-83)

Individual – Career


Most Points (4 yrs.):	2,602 – Henry Domercant, Eastern Illinois (1999-03)
Most Points (3 yrs.):	2,238 – Jim McDaniels, Western Kentucky (1968-71)
Best Point Average:	28.5 – James “Fly” Williams, Austin Peay (1972-74)
Most Field Goals Made (4 yrs.):	973 – Joe Jakubick, Akron (1980-84)
Most Field Goals Made (3 yrs.):	935 – Jim McDaniels, Western Kentucky (1968-71)
Most Field Goals Attempted:	1,913 – Joe Jakubick, Akron (1980-84)
Best Field Goal Percentage:664 (496-747) – Warren Kidd, Middle Tennessee (1990-93)
Most 3-Pointers Made:	319 – Joe Sibbitt, Austin Peay (1994-98)
Most 3-Pointers Attempted:	830 – Joe Sibbitt, Austin Peay (1994-98)
Best 3-Point Percentage (minimum 150 made):476 (190-399) – Jeff McGill, Eastern Kentucky (1986-88)
Most Free Throws Made:	731 – Howie Crittenden, Murray State (1952-56)
Most Free Throws Attempted:	1,041 – Howie Crittenden, Murray State (1952-56)
Best Free Throw Percentage:890 – Steve Barrett, Murray State (1971-74)
Most Rebounds:	1,675 – Steve Hamilton, Morehead State (1954-58)
Best Rebound Average:	18.2 – Dick Cunningham, Murray State (1965-68)
Most Assists:	699 – Bruce Jones, Eastern Kentucky (1977-81)
Most Blocked Shots:	439 – Lorenzo Coleman, Tennessee Tech (1993-97)



Charles “Bubba” Wells was the 1997 OVC Player of the Year and ranks fifth in Conference history in scoring (2,267). Wells returned to his alma mater, Austin Peay, and is now an assistant coach with the Governors State head women’s coach Tracee Jones.



Morehead State’s Ricky Minard is the only OVC player to surpass 2,300 points, 700 rebounds and 200 assists in a career. He finished as the Eagles’ all-time leading scorer and is fourth on the OVC career list (2,381). He was drafted by the Sacramento Kings in the second round of the 2004 NBA Draft (No. 48 overall).



Samford’s J. Robert Merritt set a OVC single-season record for 3-point field goals made (120) during the 2005-06 season. He finished his career ranked fourth on the League’s list for all-time 3-pointers made (263).

MEN'S BASKETBALL CAREER TOP 10 LISTS

MOST POINTS SCORED

1. 2,602 Henry Domercant, Eastern Illinois (1999-03)
2. 2,583 Joe Jakubick, Akron (1980-84)
3. 2,484 Jeff Martin, Murray State (1985-89)
4. 2,381 Ricky Minard, Morehead State (2000-04)
5. 2,267 Bubba Wells, Austin Peay (1993-97)
6. 2,248 Isaac Spencer, Murray State (1997-01)
7. 2,238 Jim McDaniels, Western Kentucky (1968-71)
8. 2,236 Marcus Brown, Murray State (1992-96)
9. 2,196 Earl Wise, Tennessee Tech (1986-90)
10. 2,076 Ralph Crosthwaite, Western Kentucky (1954-55, 1956-59)

SCORING AVERAGE

1. 28.5 James "Fly" Williams, Austin Peay (1972-74)
2. 27.6 Jim McDaniels Western Kentucky (1968-71)
3. 27.5 Dan Swartz, Morehead State (1953-56)
4. 27.0 James Tillman, Eastern Kentucky (1978-80)
5. 23.9 Joe Jakubick, Akron (1980-84)
6. 23.3 Howard Wright, Austin Peay (1967-70)
7. 23.2 Harold Sargent, Morehead State (1962-65)
8. 23.1 Leonard Coulter, Morehead State (1971-74)
9. 22.4 Carlos Rogers, Tennessee State (1992-94)
10. 22.1 Clem Haskins, Western Kentucky (1964-67)

FIELD GOAL PERCENTAGE

1. .664 Warren Kidd, Middle Tennessee (1991-93)
2. .620 Alonzo Hird, Eastern Kentucky (2004-06)
3. .617 Carlos Rogers, Tennessee State (1992-94)
4. .602 Jim Clemens, Tennessee Tech (1971-74)
5. .601 Lorenzo Coleman, Tennessee Tech (1993-97)
6. .598 Matt Sisley, Southeast Missouri (1992-93)
7. .596 Joe Williams, Austin Peay (1999-01)
8. .592 Mike Lahm, Murray State (1983-85)
9. .592 Jerry Beck, Middle Tennessee (1989-92)
10. .591 Chris Ogden, Murray State (1986-90)

REBOUND AVERAGE

1. 18.2 Dick Cunningham, Murray State (1965-68)
2. 16.7 Ron Johnson, Murray State (1968-71)
3. 16.4 Steve Hamilton, Morehead State (1954-58)
4. 16.2 Jim Jennings, Murray State (1961-64)
5. 15.2 Jimmy Hagan, Tennessee Tech (1957-60)
6. 14.3 Norm Pokley, Morehead State (1960-63)
7. 14.2 Jerry Hurst, Middle Tennessee (1957-58)
8. 13.8 Jim Mc Daniels, Western Kentucky (1968-71)
9. 13.4 Booker Brown, Middle Tennessee (1969-70)
10. 13.2 Garfield Smith, Eastern Kentucky (1965-68)

FREE THROW PERCENTAGE

1. .890 Steve Barrett, Murray State (1971-74)
2. .890 Cory Johnson, southeast Missouri (1997-99)
3. .872 Jim Sandfoss, Morehead State (1964-74)
4. .867 George Bryant, Eastern Kentucky (1969-72)
5. .859 Arlando Johnson, Eastern Kentucky (1991-94)
6. .854 Jimmy Stepp, Eastern Kentucky (1981-83)
7. .850 Greg Coble, Murray State (1989-91)
8. .849 Marcus Brown, Murray State (1992-96)
9. .846 Jimmy Young, Murray State (1968-71)
10. .841 Josh Heard, Tennessee Tech (1998-00)

THREE-POINTERS MADE

1. 319 Joe Sibbitt, Austin Peay (1994-98)
2. 302 DeWayne Powell, Tennessee-Martin (1992-96)
3. 285 Henry Domercant, Eastern Illinois (2000-03)
4. 283 Matt Witt, Eastern Kentucky (2002-06)
5. 263 J. Robert Merriitt, Samford (2003-06)
6. 251 Frank Allen, Murray State (1989-93)
7. 244 Nick Stapleton, Austin Peay (1998-02)
8. 228 Jamie Roberts, Tennessee State (1997-00)
9. 226 Ricky Minard, Morehead State (2000-04)
10. 222 Robert Taylor, Middle Tennessee (1989-93)

THREE-POINTERS ATTEMPTED

1. 830 Joe Sibbitt, Austin Peay (1994-98)
2. 775 Matt Witt, Eastern Kentucky (2002-06)
3. 763 DeWayne Powell, Tennessee-Martin (1992-96)
4. 704 Henry Domercant, Eastern Illinois (2000-03)
5. 662 Nick Stapleton, Austin Peay (1998-02)
6. 658 Jamie Roberts, Tennessee State (1997-00)
7. 653 Frank Allen, Murray State (1989-93)
8. 641 Monty Wilson, Tennessee State (1992-97)
9. 619 Robert Taylor, Middle Tennessee (1989-93)
10. 590 J. Robert Merriitt, Samford (2003-06)

ASSISTS

1. 699 Bruce Jones, Eastern Kentucky (1977-81)
2. 690 Van Usher, Tennessee Tech (1989-92)
3. 637 Norman Jackson, Austin Peay (1974-78)
4. 630 Matt Witt, Eastern Kentucky (2002-06)
5. 626 John DeCamillis, Eastern Kentucky (1982-86)
6. 593 Colby Pierce, Austin Peay (1993-97)
7. 591 Anthony Avery, Tennessee Tech (1985-89)
8. 590 Walker Russell, Jacksonville State (2003-06)
9. 531 Don Mann, Murray State (1985-89)
10. 470 Carlton Clarington, Tennessee Tech (1981-85)

STEALS

1. 279 Van Usher, Tennessee Tech (1989-92)
2. 263 DeWayne Powell, Tennessee-Martin (1992-96)
3. 255 Garrett Richardson, Tennessee State (2000-04)
4. 247 Ricky Minard, Morehead State (2000-04)
5. 232 Marcus Brown, Murray State (1993-96)
6. 213 Stephen Kite, Tennessee Tech (1982-86)
7. 202 Anthony Avery, Tennessee Tech (1985-89)
8. 196 Brian Stewart, Murray State (1980-84)
9. 195 Colby Pierce, Austin Peay (1993-97)
10. 193 Anthony Davis, Austin Peay (2001-05)

BLOCKED SHOTS

1. 439 Lorenzo Coleman, Tennessee Tech (1993-97)
2. 257 Josh Lewis, Austin Peay (2000-03)
3. 223 Bob McCann, Morehead State (1984-87)
4. 221 Ricky Tunstall, Youngstown State (1982-84)
5. 186 Carlos Rogers, Tennessee State (1992-94)
6. 185 Warren Kidd, Middle Tennessee (1990-93)
7. 180 Cuthbert Victor, Murray State (2000-04)
8. 179 Bud Eley, Southeast Missouri (1995-99)
9. 163 Reggie Crenshaw, Austin Peay (1994-98)
10. 130 Jeff Martin, Murray State (1985-89)

MEN'S BASKETBALL SEASON TOP 10 LISTS

MOST POINTS SCORED

1.	878	Jim McDaniels, Western Kentucky (1970-71)
2.	854	James "Fly" Williams, Austin Peay (1972-73)
3.	829	Tom Marshall, Western Kentucky (1953-54)
4.	828	Dan Swartz, Morehead State (1955-56)
5.	827	Joe Jakubick, Akron (1982-83)
6.	817	Henry Domercant, Eastern Illinois (2001-02)
7.	815	Brett Roberts, Morehead State (1991-92)
8.	814	Joe Jakubick, Akron (1983-84)
9.	810	Henry Domercant, Eastern Illinois (2002-03)
10.	806	Jeff Martin, Murray State (1987-88)

SCORING AVERAGE

1.	32.1	Tom Chilton, East Tennessee (1960-61)
2.	30.1	Joe Jakubick, Akron (1983-84)
3.	29.5	James "Fly" Williams, Austin Peay (1972-73)
4.	29.3	Jim McDaniels, Western Kentucky (1970-71)
5.	28.8	Jimmy Hagan, Tennessee Tech (1958-59)
	28.8	Darryl Brooks, Tennessee State (1989-90)
7.	28.6	Dan Swartz, Morehead State (1955-56)
	28.6	Jim McDaniels, Western Kentucky (1969-70)
9.	28.5	Joe Jakubick, Akron (1982-83)
	28.5	John Best, Tennessee Tech (1992-93)

FIELD GOAL PERCENTAGE

1.	.700	Warren Kidd, Middle Tennessee (1990-91)
2.	.678	Tyrone Howard, Eastern Kentucky (1986-87)
3.	.671	Greg Morgan, Tennessee Tech (2001-02)
4.	.667	Theanthony Haymon, Austin Peay (2000-01)
5.	.664	Warren Kidd, Middle Tennessee (1991-92)
6.	.662	Joe Jones, Tennessee Tech (1983-84)
7.	.661	Bob Brown, East Tennessee (1975-76)
8.	.657	Alonzo Hird, Eastern Kentucky (2004-05)
9.	.655	Jon Bentley, Eastern Kentucky (2002-03)
10.	.645	Ralph Crosthwaite, Western Kentucky (1958-59)
	.645	Lorenzo Coleman, Tennessee Tech (1996-97)
	.645	Greg Morgan, Tennessee Tech (2002-03)

REBOUND AVERAGE

1.	21.8	Dick Cunningham, Murray State (1966-67)
2.	20.1	Steve Hamilton, Morehead State (1956-57)
3.	19.7	Garfield Smith, Eastern Kentucky (1967-68)
4.	19.6	Tommy Woods, East Tennessee (1964-65)
5.	19.1	Steve Hamilton, Morehead State (1957-58)
6.	18.2	Jimmy Hagan, Tennessee Tech (1958-59)
7.	17.9	Lamar Green, Morehead State (1968-69)
8.	17.6	Dick Cunningham, Murray State (1967-68)
9.	17.2	Jimmy Hagan, Tennessee Tech (1959-60)
	17.2	Jim Jennings, Murray State (1961-62)
	17.2	Tommy Woods, East Tennessee (1965-66)

FREE THROW PERCENTAGE

1.	.931	Brent Jolly, Tennessee Tech (2000-01)
2.	.927	Brent Jolly, Tennessee Tech (2001-02)
3.	.915	Mike Kelley, Morehead State (1975-76)
4.	.914	Brett Hale, Southeast Missouri (2002-03)
5.	.907	Cory Johnson, Southeast Missouri (1998-99)
	.907	Bruce Timko, Youngstown State (1984-85)
7.	.906	Jim Sandfoss, Morehead State (1966-67)
	.906	Greg Bibb, Tennessee Tech (1994-95)
9.	.901	Jim Dunn, Western Kentucky (1962-63)
	.901	Marty Cline, Morehead State (1993-94)

THREE-POINTERS MADE

1.	120	J. Robert Merritt, Samford (2005-06)
2.	112	Josh Heard, Tennessee Tech (1999-00)
3.	104	Henry Domercant, Eastern Illinois (2001-02)
	104	Adam Leonard, Eastern Kentucky (2006-07)
	104	Jeff McGill, Eastern Kentucky (1987-88)
6.	103	De'Teri Mayes, Murray State (1997-98)
7.	101	Joe Sibbitt, Austin Peay (1996-97)
8.	99	Justin Burdine, Murray State (2001-02)
9.	98	Josh Heard, Tennessee Tech (1998-99)
	98	Earl Bullock, Tennessee-Martin (2002-03)

THREE-POINTERS ATTEMPTED

1.	290	Josh Heard, Tennessee Tech (1999-00)
2.	278	Earl Bullock, Tennessee-Martin (2002-03)
3.	269	Henry Domercant, Eastern Illinois (2001-02)
4.	265	Justin Burdine, Murray State (2001-02)
5.	263	Adam Leonard, Eastern Kentucky (2006-07)
6.	262	Josh Heard, Tennessee Tech (1998-99)
	262	Darryl Brooks, Tennessee State (1989-90)
8.	260	Matt Witt, Eastern Kentucky (2005-06)
9.	258	Joe Sibbitt, Austin Peay (1996-97)
10.	256	Ladarious Weaver, Tennessee State (2006-07)

ASSISTS

1.	255	Duane Washington, Middle Tennessee (1986-87)
2.	254	Van Usher, Tennessee Tech (1991-92)
3.	247	Van Usher, Tennessee Tech (1990-91)
4.	243	Bruce Jones, Eastern Kentucky (1978-79)
5.	212	Chad Townsend, Murray State (1996-97)
6.	211	Norman Jackson, Austin Peay (1976-77)
	211	Walker Russell, Jacksonville State (2004-05)
8.	210	Carlton Clarington, Tennessee Tech (1984-85)
9.	207	Gerald Harris, Middle Tennessee (1988-89)
10.	205	Colby Pierce, Austin Peay (1995-96)

STEALS

1.	113	Van Usher, Tennessee Tech (1990-91)
2.	93	Duane Washington, Middle Tennessee (1986-87)
3.	87	Richard Duncan, Middle Tennessee (1998-99)
	87	Jamie Ross, Eastern Kentucky (1991-92)
5.	86	Van Usher, Tennessee Tech (1991-92)
6.	85	Anthony Avery, Tennessee Tech (1988-89)
	80	Kirk Greathouse, Eastern Kentucky (1991-92)
8.	80	Van Usher, Tennessee Tech (1989-90)
9.	76	Marcus Brown, Murray State (1994-95)
10.	74	Andrae Betts, Tennessee-Martin (1999-00)
	74	William McFadden, Tennessee-Martin (1996-97)
	74	Dainmon Gonner, Southeast Missouri (2004-05)

BLOCKED SHOTS

1.	138	Ricky Tunstall, Youngstown State (1982-83)
2.	134	Lorenzo Coleman, Tennessee Tech (1996-97)
3.	123	Lorenzo Coleman, Tennessee Tech (1994-95)
4.	97	Lorenzo Coleman, Tennessee Tech (1995-96)
5.	93	Carlos Rogers, Tennessee State (1992-93)
	93	Carlos Rogers, Tennessee State (1993-94)
7.	85	Lorenzo Coleman, Tennessee Tech (1993-94)
8.	83	Josh Lewis, Austin Peay (2003-04)
9.	82	Josh Lewis, Austin Peay (2002-03)
10.	79	Pearson Griffith, Murray State (2005-06)

MEN'S BASKETBALL ANNUAL STATISTICAL LEADERS

Scoring

YEAR	PLAYER, SCHOOL	G	PTS	AVG
1960-61	Tom Chilton, ETSU	24	771	32.1
1961-62	Granny Williams, MOR	22	572	26.0
1962-63	Harold Sergent, MOR	19	387	20.4
1963-64	Darel Carrier, WKU	21	546	26.0
	Harold Sergent, MOR	21	546	26.0
1964-65	Clem Haskins, WKU	25	599	24.0
1965-66	Ernie Bodkin, EKU	25	631	25.2
1966-67	Clem Haskins, WKU	20	467	23.4
1967-68	Willie Brown, MTSU	24	556	23.2
1968-69	Jim McDaniels, WKU	26	644	24.8
1969-70	Jim McDaniels, WKU	25	716	28.6
1970-71	Jim McDaniels, WKU	30	878	29.3
1971-72	Les Taylor, MUR	21	538	25.6
1972-73	Fly Williams, APSU	29	856	29.5
1973-74	Fly Williams, APSU	25	687	27.5
1974-75	Frank Jones, TTU	25	582	23.2
1975-76	Tom Schmidt, TTU	24	553	23.0
1976-77	Herbie Stamper, MOR	25	547	21.9
1977-78	Herbie Stamper, MOR	23	565	24.6
1978-79	James Tillman, EKU	28	759	27.1
1979-80	James Tillman, EKU	27	734	27.2
1980-81	Andrew Burton, APSU	27	551	20.4
1981-82	Joe Jakubick, AKR	26	594	22.8
1982-83	Joe Jakubick, AKR	29	827	28.5
1983-84	Joe Jakubick, AKR	27	814	30.1
1984-85	Kim Cooksey, MTSU	31	537	17.3
1985-86	Kim Cooksey, MTSU	33	633	18.9
1986-87	Tilman Bevely, YSU	28	662	23.6
1987-88	Anthony Mason, TSU	28	783	28.0
1988-89	Jeff Martin, MUR	29	795	25.7
1989-90	Darryl Brooks, TSU	24	690	28.8
1990-91	J.J. Eubanks, TSU	19	459	24.2
1991-92	Brett Roberts, MOR	29	815	28.1
1992-93	John Best, TTU	28	799	28.5
1993-94	Carlos Rogers, TSU	31	759	24.5
1994-95	Marcus Brown, MUR	30	671	22.4
1995-96	Marcus Brown, MUR	29	767	26.3
1996-97	Vincent Rainey, MUR	30	656	21.9
1997-98	De'Teri Mayes, MUR	33	711	21.5
1998-99	Erik Brown, MOR	28	540	19.3
1999-00	Aubrey Reese, MUR	32	653	20.4
2000-01	Kyle Hill, EIU	31	737	23.8
2001-02	Henry Domercant, EIU	31	817	26.4
2002-03	Henry Domercant, EIU	29	810	27.9
2003-04	Ricky Minard, MOR	29	631	21.8
2004-05	Dainmon Gonner, SEMO	27	547	20.3
2005-06	Roy Booker, SEMO	27	594	22.0
2006-07	Randall Gulina, SAM	32	579	18.1

Assists

YEAR	PLAYER, SCHOOL	G	AST	AVG
1979-80	Michael Shunick, APSU	21	144	6.9
1980-81	Bruce Jones, EKU	24	165	6.9
1981-82	Glen Green, MUR	28	137	4.9
1982-83	John DeCamillis, EKU	24	121	5.0
1983-84	John DeCamillis, EKU	26	163	6.3
1984-85	Carlton Clarrington, TTU	28	210	7.5
1985-86	John DeCamillis, EKU	25	191	7.6
1986-87	Duane Washington, MTSU	29	255	8.8
1987-88	Don Mann, MUR	24	144	6.0
1988-89	Gerald Harris, MTSU	31	207	6.7
1989-90	Van Usher, TTU	28	189	6.8
1990-91	Van Usher, TTU	28	247	8.8
1991-92	Van Usher, TTU	29	254	8.8
1992-93	Maurice Houston, TTU	26	178	6.8
1993-94	Maurice Houston, TTU	31	170	5.5
1994-95	Tim Horton, TSU	27	172	6.4
1995-96	Colby Pierce, APSU	30	205	6.8
1996-97	Kareem Gilbert, TSU	25	191	7.6
1997-98	Chad Townsend, MUR	33	171	5.2
1998-99	Jack Owens, EIU	29	158	5.5
1999-00	Corey Hemphill, TTU	28	154	5.5
2000-01	Marquis Sykes, MOR	28	149	5.3
2001-02	Marquis Sykes, MOR	29	189	6.5
2002-03	Kevin Roberts, SEMO	29	179	6.2
2003-04	Walker Russell, JSU	28	182	6.5
2004-05	Walker Russell, JSU	29	211	7.3
2005-06	Walker Russell, JSU	29	197	6.8
2006-07	DeAndre Bray, JSU	30	156	5.2

Rebounding

YEAR	PLAYER, SCHOOL	G	REB	AVG
1960-61	Tom Chilton, ETSU	24	403	16.7
1961-62	Jim Jennings, MUR	25	431	17.2
1962-63	Norm Pokley, MOR	20	338	16.9
1963-64	Jim Jennings, MUR	24	358	14.8
1964-65	Tommy Woods, ETSU	23	450	19.6
1965-66	Tommy Woods, ETSU	21	361	17.2
1966-67	Dick Cunningham, MUR	22	479	21.8
1967-68	Garfield Smith, EKU	24	472	19.7
1968-69	Lamar Green, MOR	26	472	18.1
1969-70	Jim McDaniels, WKU	25	340	13.6
1970-71	Jim McDaniels, WKU	30	454	15.1
1971-72	Leonard Coulter, MOR	27	385	14.2
1972-73	Granville Burton, WKU	26	314	12.1
1973-74	Marcelous Starks, MUR	25	319	12.8
1974-75	George Sorrell, MTSU	28	373	13.3
1975-76	Bob Brown, ETSU	26	290	11.2
1976-77	Dave Bootcheck, EKU	24	264	11.0
1977-78	Otis Howard, APSU	27	286	10.6
1978-79	Greg Jackson, WKU	25	221	8.8
1979-80	Gary Hooker, MUR	29	356	12.3
1980-81	Jerry Beck, MTSU	27	265	9.8
1981-82	Jerry Beck, MTSU	30	280	9.3
1982-83	Ricky Hood, MUR	29	295	10.2
1983-84	John Primm, EKU	27	232	8.6
1984-85	Bob McCann, MOR	27	252	9.7
1985-86	Bob McCann, MOR	27	282	10.4
1986-87	Bob McCann, MOR	28	317	11.3
1987-88	Anthony Mason, TSU	28	292	10.4
1988-89	Kerry Hammonds, MTSU	31	319	10.3
1989-90	Popeye Jones, MUR	30	336	11.2
1990-91	Popeye Jones, MUR	33	469	14.2
1991-92	Popeye Jones, MUR	30	431	14.4
1992-93	Warren Kidd, MTSU	26	386	14.8
1993-94	Carlos Rogers, TSU	31	358	11.5
1994-95	Curtis Fincher, EKU	27	277	10.3
1995-96	Curtis Fincher, EKU	27	292	10.8
1996-97	Lorenzo Coleman, TTU	28	333	11.9
1997-98	Ryan DeMichael, UTM	26	255	9.8
1998-99	Bud Eley, SEMO	29	310	10.7
1999-00	Roderick Johnson, SEMO	31	266	8.6
2000-01	Larrie Smith, TTU	29	254	8.8
2001-02	James Singleton, MUR	31	312	10.1
2002-03	James Singleton, MUR	29	320	11.0
2003-04	Victor Cuthbert, MUR	34	347	10.2
2004-05	Reggie Golson, SEMO	29	245	8.4
2005-06	Clarence Matthews, TSU	28	239	8.5
2006-07	Fernandez Lockett, APSU	33	261	7.9

Steals

YEAR	PLAYER, SCHOOL	G	STL	AVG
1979-80	unknown			
1980-81	Norris Beckley, MOR	26	40	1.5
1981-82	Norris Beckley, MOR	27	59	2.2
1982-83	Guy Minnifield, MOR	30	69	2.3
1983-84	unknown			
1984-85	James Johnson, MTSU	31	63	2.0
1985-86	James Johnson, MTSU	32	73	2.3
1986-87	Duane Washington, MTSU	29	93	3.2
1987-88	Bobby Collins, EKU	28	68	2.4
1988-89	Anthony Avery, TTU	30	85	2.8
1989-90	Van Usher, TTU	28	80	2.9
1990-91	Van Usher, TTU	28	113	4.0
1991-92	Van Usher, TTU	29	86	3.0
1992-93	DeWayne Powell, UTM	26	65	2.5
1993-94	DeWayne Powell, UTM	27	69	2.6
1994-95	Marcus Brown, MUR	30	76	2.5
1995-96	DeWayne Powell, UTM	27	61	2.3
1996-97	William McFadden, UTM	27	74	2.7
1997-98	Alex Franco, TTU	29	71	2.4
1998-99	Richard Duncan, MTSU	31	87	2.8
1999-00	Andrae Betts, UTM	29	74	2.6
2000-01	Garrett Richardson, TSU	29	63	2.2
2001-02	Ricky Minard, MOR	29	73	2.5
2002-03	Garrett Richardson, TSU	27	60	2.2
2003-04	Garrett Richardson, TSU	28	63	2.3
2004-05	Dainmon Gonner, SEMO	27	74	2.7
2005-06	Jeremy Kelly, UTM	27	56	2.1
2006-07	Julian Mascoll, EKU	33	72	2.2

Field Goal Percentage

YEAR	PLAYER, SCHOOL	FG	FGA	PCT
1960-61	Larry Bale, MUR	98	174	.563
1961-62	Bobby Rascoe, WKU	226	448	.504
1962-63	Scott Schlosser, MUR	117	232	.504
1963-64	Jim Spencer, MTSU	97	188	.516
1964-65	Bennie Goheen, MUR	111	120	.529
1965-66	Ernie Bodkin, EKU	254	481	.528
1966-67	Garfield Smith, EKU	166	303	.547
1967-68	Garfield Smith, EKU	160	307	.521
1968-69	Mike Kretzer, ETSU	211	405	.521
1969-70	Jim Mc Daniels, WKU	305	535	.570
1970-71	Les Taylor, MUR	143	271	.527
1971-72	Daryl Dunagan, EKU	121	211	.573
1972-73	Marcelous Starks, MUR	162	264	.613
1973-74	Marcelous Starks, MUR	145	259	.560
1974-75	Morris Tampa, ETSU	117	195	.600
1975-76	Bob Brown, ETSU	181	274	.661
1976-77	Ralph Garner, APSU	153	254	.602
1977-78	Bob Martin, MTSU	130	227	.573
1978-79	Greg Jackson, WKU	174	299	.582
1979-80	Craig McCormick, WKU	165	264	.625
1980-81	Jerry Beck, MTSU	174	289	.602
1981-82	Jerry Beck, MTSU	180	290	.620
1982-83	Doug Lipscomb, MTSU	123	206	.597
1983-84	Phil Hill, EKU	120	199	.603
1984-85	John Keschock, YSU	186	322	.578
1985-86	Lee Campbell, MTSU	130	205	.634
1986-87	Tyrone Howard, EKU	156	230	.678
1987-88	Leslie Gregory, MTSU	169	299	.565
1988-89	Chris Ogden, MUR	136	236	.576
1989-90	Chris Ogden, MUR	141	238	.592
1990-91	Warren Kidd, MTSU	173	247	.700
1991-92	Warren Kidd, MTSU	156	235	.664
1992-93	Warren Kidd, MTSU	167	265	.630
1993-94	Carlos Rogers, TSU	288	469	.614
1994-95	Lorenzo Coleman, TTU	168	270	.622
1995-96	Stanley Caldwell, TSU	110	178	.618
1996-97	Lorenzo Coleman, TTU	198	307	.645
1997-98	Isaac Spencer, MUR	171	270	.633
1998-99	Bud Eley, SEMO	171	287	.596
1999-00	Joe Williams, APSU	139	224	.621
2000-01	Theanthony Haymon	132	198	.667
2001-02	Greg Morgan, TTU	102	152	.671
2002-03	Jon Bentley, EKU	135	206	.655
2003-04	Cuthbert Victor, MUR	190	302	.629
2004-05	Chad McKnight, MOR	155	246	.630
2005-06	Clarence Matthews, TSU	144	264	.545
2006-07	Amadi McKenzie, TTU	163	268	.608

Free Throw Percentage

YEAR	PLAYER, SCHOOL	FT	FTA	PCT
1960-61	Henderson Thompson, MOR	180	208	.865
1961-62	Granny Williams, MOR	138	160	.863
1962-63	Lary Stewart, MTSU	95	126	.754
1963-64	Lee Lemos, EKU	62	75	.827
1964-65	Henry Akin, MOR	82	98	.837
1965-66	Charles Adams, MOR	71	82	.866
1966-67	Jim Sanders, MOR	106	117	.906
1967-68	Billy Chumbler, MUR	102	125	.816
1968-69	Claude Virden, MUR	99	121	.818
1969-70	Jim Young, MUR	86	96	.896
1970-71	George Bryant, EKU	122	143	.853
1971-72	George Bryant, EKU	111	137	.810
1972-73	Geoff Shuck, TTU	55	67	.821
1973-74	Arch Johnson, MOR	66	78	.846
1974-75	Mike Kelley, MOR	54	59	.915
1975-76	Herbie Stamper, MOR	114	134	.851
1976-77	Herbie Stamper, MOR	141	168	.839
1977-78	Herbie Stamper, MOR	121	136	.890
1978-79	Tim Thomas, APSU	64	73	.877
1979-80	James Tillman, EKU	158	191	.828
1980-81	Glenn Napier, MOR	84	96	.875
1981-82	Glenn Napier, MOR	54	60	.900
1982-83	Jimmy Stepp, EKU	54	61	.885
1983-84	Craig Jones, MUR	56	67	.836
1984-85	Bruce Timko, YSU	78	86	.907
1985-86	Gerald Gray, APSU	101	121	.835
1986-87	Antonio Parris, EKU	70	79	.886
1987-88	Tony Raye, APSU	146	175	.834
1988-89	Darrin Hale, MOR	130	150	.867
1989-90	Frank Allen, MUR	112	129	.868
1990-91	Frank Allen, MUR	130	153	.850
1991-92	Brett Roberts, MOR	193	219	.881
1992-93	Curtis Shelton, SEMO	56	66	.848
1993-94	Marty Cline, MOR	73	81	.901
1994-95	Greg Bibb, TTU	106	117	.906
1995-96	Nod Carter, MTSU	104	118	.881
1996-97	De'Teri Mayes, MUR	92	114	.807
1997-98	Cory Johnson, SEMO	62	71	.873
1998-99	Cory Johnson, SEMO	68	75	.907
1999-00	Lee Nosse, MTSU	83	93	.892
2000-01	Brent Jolly, TTU	95	102	.931
2001-02	Brent Jolly, TTU	76	82	.927
2002-03	Brett Hale, SEMO	64	70	.914
2003-04	Trent Eager, JSU	92	110	.836
2004-05	Ramon Kelly, MOR	81	94	.862
2005-06	Walker Russell, JSU	112	125	.896
2006-07	Romain Martin, EIU	72	83	.867

Three-Point Percentage

YEAR	PLAYER, SCHOOL	3FG	3FGA	PCT
1986-87	Jeff McGill, EKU	86	170	.506
1987-88	Anthony Mason, TSU	40	81	.494
1987-89	Jeff Martin, MUR	65	131	.496
1989-90	Paul King, MUR	46	98	.469
1990-91	P.J. Nichols, MOR	66	158	.418
1991-92	Curtis Shelton, SEMO	58	121	.479
1992-93	Brad Divine, EKU	43	85	.506
1993-94	Curtis Shelton, SEMO	86	190	.453
1994-95	DeWayne Powell, UTM	77	178	.433
1995-96	Marcus Brown, MUR	74	175	.423
1996-97	Nod Carter, MTSU	53	121	.438
1997-98	De'Teri Mayes, MUR	103	234	.440
1998-99	Brett Bohanan, MOR	73	164	.445
1999-00	Jonathan Whitworth, MTSU	50	99	.505
2000-01	Amory Sanders, SEMO	53	95	.558
2001-02	Cameron Crisp, TTU	72	156	.462
2002-03	Chez Marks, MOR	82	180	.456
2003-04	Tyson Dorsey, SAM	74	152	.487
2004-05	J. Robert Merritt, SAM	85	193	.440
2005-06	J. Robert Merritt, SAM	120	252	.476
2006-07	Terrick Willoughby, SEMO	51	116	.440

Blocked Shots

YEAR	PLAYER, SCHOOL	G	BLK	AVG
1979-80	David Mason, AKR	26	41	1.6
1980-81	Steve Taylor, TTU	25	37	1.5
1981-82	Ricky Tunstall, YSU	27	138	5.1
1982-83	Joe Jakubick, AKR	53	127	2.4
1984-85	Bob McCann, MOR	27	74	2.7
1985-86	Bob McCann, MOR	27	67	2.5
1986-87	Bob McCann, MOR	28	82	2.9
1987-88	Barry Sumpster, APSU	29	44	1.5
1988-89	Milos Babic, TTU	30	58	1.9
1989-90	Mike Smith, EKU	30	60	2.0
1990-91	Rod Mitchell, MOR	28	77	2.8
1991-92	Warren Kidd, MTSU	27	62	2.3
1992-93	Carlos Rogers, TSU	29	93	3.2
1993-94	Carlos Rogers, TSU	31	93	3.0
1994-95	Lorenzo Coleman, TTU	27	123	4.6
1995-96	Lorenzo Coleman, TTU	28	96	3.4
1996-97	Lorenzo Coleman, TTU	28	134	4.8
1997-98	Ryan DeMichael, UTM	26	52	2.0
1998-99	Bud Eley, SEMO	29	75	2.6
1999-00	Joe Williams, APSU	28	49	1.8
2000-01	Jeremy Sargent, UTM	28	52	1.9
2001-02	Jeremy Sargent, UTM	28	74	2.6
2002-03	Josh Lewis, APSU	31	82	2.7
2003-04	Josh Lewis, APSU	32	83	2.6
2004-05	Reggie Golson, SEMO	29	64	2.2
2005-06	Pearson Griffith, MUR	31	79	2.6
2006-07	Clarence Matthews, TSU	31	38	1.2

2008 OVC MEN'S BASKETBALL TOURNAMENT



OVC Tournament Champions

1948-49	Western Kentucky	1985-86	Akron
1949-50	Eastern Kentucky	1986-87	Austin Peay
1950-51	Murray State	1987-88	Murray State
1951-52	Western Kentucky	1988-89	Middle Tennessee
1952-53	Western Kentucky	1989-90	Murray State
1953-54	Western Kentucky	1990-91	Murray State
1954-55	Eastern Kentucky	1991-92	Murray State
1963-64	Murray State	1992-93	Tennessee State
1964-65	Western Kentucky	1993-94	Tennessee State
1965-66	Western Kentucky	1994-95	Murray State
1966-67	Tennessee Tech	1995-96	Austin Peay
1974-75	Middle Tennessee	1996-97	Murray State
1975-76	Western Kentucky	1997-98	Murray State
1976-77	Middle Tennessee	1998-99	Murray State
1977-78	Western Kentucky	1999-00	Southeast Missouri
1978-79	Eastern Kentucky	2000-01	Eastern Illinois
1979-80	Western Kentucky	2001-02	Murray State
1980-81	Western Kentucky	2002-03	Austin Peay
1981-82	Middle Tennessee	2003-04	Murray State
1982-83	Morehead State	2004-05	Eastern Kentucky
1983-84	Morehead State	2005-06	Murray State
1984-85	Middle Tennessee	2006-07	Eastern Kentucky

Team Records in OVC Tournament

Akron (1978-87)	4-2
Austin Peay (1962-present)	32-29
East Tennessee (1957-78)	3-6
Eastern Illinois (1996-present)	4-7
Eastern Kentucky (1948-present)	34-28
Evansville (1948-52)	1-4
Jacksonville State (2003-present)	1-2
Louisville (1948-50)	2-1
Marshall (1949-52)	2-4
Middle Tennessee (1952-00)	23-24
Morehead State (1948-present)	19-35
Murray State (1948-present)	55-29
Samford (2003-present)	3-4
Southeast Missouri (1991-present)	6-8
Tennessee-Martin (1992-present)	0-5
Tennessee State (1986-present)	8-17
Tennessee Tech (1949-present)	19-36
Western Kentucky (1948-82)	34-7
Youngstown State (1980-88)	3-5

Present OVC Members in Bold

For the 14th time in 15 years, the Ohio Valley Conference invades downtown Nashville to crown its men's basketball champion.

The OVC Basketball Tournament is the league's showcase event, and the 2008 edition of "Music City Madness" will include a variety of exciting action both on and off the court.

The site of the tournament this year is Municipal Auditorium in downtown Nashville, marking the fifth time it has taken place in the venue. The event, which is primarily held at the Sommet Center (formerly the Gaylord Entertainment Center), returns to Municipal for the first time since the 2004 season. The event was also held there in 1989, 1994 and 1995.

Municipal has been a staple in the Nashville entertainment and sports scene for over four decades. The building seats 9,654 for basketball, which makes a great atmosphere for a sold-out championship game.

Eight teams will make up the field for the 2008 OVC Tournament, with first-round games set for Tuesday, March 4 at the on-campus sites of the top four seeds. The winners of those games will come to Nashville for the semifinals on Friday, March 7. The OVC championship game is set for Saturday, March 8, with the winner earning the Conference's automatic bid to the NCAA Tournament. Once again, the semifinals will be televised on ESPNU while ESPN will televise the championship game.

Last season Eastern Kentucky scored with 2.9 seconds left to top No. 1 seed Austin Peay 63-62 and give the Colonels its fifth OVC Tournament Championship title.

The tournament will return to the Sommet Center in 2009.

All-Time Tournament Championship Breakdown

Murray State	13
Western Kentucky	10
Eastern Kentucky	5
Middle Tennessee	5
Austin Peay	3
Morehead State	2
Tennessee State	2
Akron	1
Eastern Illinois	1
Southeast Missouri	1
Tennessee Tech	1

TUESDAY, MARCH 4 <i>(@Campus Site of Higher Seed)</i>	FRIDAY, MARCH 7 <i>(@Municipal Auditorium)</i>	SATURDAY, MARCH 8 <i>(@Municipal Auditorium)</i>
#1 Seed		
GAME 1 TBA		
#8 Seed		
#4 Seed	GAME 5* 6:00 p.m. (CT) <i>(ESPNU Live Telecast)</i>	GAME 7 TBA <i>(ESPN Live Telecast)</i>
GAME 2 TBA		
#5 Seed		
#2 Seed		
GAME 3 TBA		
#7 Seed	GAME 6 8:00 p.m. (CT) <i>(ESPNU Live Telecast)</i>	
#3 Seed		
GAME 4 TBA		
#6 Seed		



NCAA AUTOMATIC QUALIFIER

OVC Tournament Tiebreaker System

Regular season standings will be the determining factor in setting first-round pairings for the tournament. All ties will be broken starting at the top of the conference standings and working down. The tiebreaking system will utilize the following factors, in order, until all ties are broken.

TWO-WAY TIES

1. Records in head-to-head competition are compared, with the higher seed going to the team that has won the most games against the other.
2. In the event step 1 does not resolve the tie (i.e. if the two teams split their games during the season), then the records of the tying teams against the No. 1 seed shall be compared. The team with the better record against the No. 1 seed shall gain the higher seed.
3. If the potential No. 1 seed is among tied teams, the process in step 2 will begin at the highest point in the standings which does not involve a tied team.
4. The process continues, through the No. 11 seed, if necessary.
5. In the event the tie cannot be broken, seeds will be determined by a coin flip.

MULTIPLE TIES

1. Composite records between the tying teams will be evaluated to determine if one team has won more games against the other tying institutions.
2. In the event step 1 does not solve the multiple ties, or reduce the multiple ties to one tie, then a comparison of records of the tying institutions against the No. 1 seed will occur. The team among the tying institutions with the better record against the No. 1 seed will receive the higher seed.
3. If the potential No. 1 seed is among tied teams, the process in step 2 will begin at the highest point in the standings which does not involve a tied team.
4. The process continues, through the No. 11 seed, if necessary.
5. In the event this process does not resolve the ties, seeding will be determined by a coin flip.

Note: If a multiple tie is reduced to a tie between two teams, the two-team tiebreaker formula will then be utilized. Ties involving teams higher in the standings are always broken before ties involving teams lower in the standings.

MEN'S BASKETBALL TOURNAMENT ALL-TIME RESULTS

1949 • LOUISVILLE, KENTUCKY

First Round
 Western Kentucky 73, Tennessee Tech 42
 Eastern Kentucky 73, Murray State 41
 Louisville 79, Marshall 65
 Morehead State 57, Evansville 54

Semifinals
 Western Kentucky 70, Eastern Kentucky 54
 Louisville 76, Morehead State 54

Consolation
 Eastern Kentucky 64, Morehead State 44

Championship
 Western Kentucky 74, Louisville 68

1950 • LOUISVILLE, KENTUCKY

First Round
 Eastern Kentucky 54, Evansville 52
 Western Kentucky 79, Tennessee Tech 60
 Murray State 75, Morehead State 60

Semifinals
 Eastern Kentucky 66, Marshall 62 (OT)
 Western Kentucky 58, Murray State 54

Consolation
 Marshall 68, Murray State 64 (2OT)

Championship
 Eastern Kentucky 62, Western Kentucky 50

1951 • LOUISVILLE, KENTUCKY

First Round
 Murray State 56, Tennessee Tech 46
 Evansville 66, Morehead State 57
 Eastern Kentucky 91, Marshall 54

Semifinals
 Eastern Kentucky 64, Evansville 61
 Murray State 78, Western Kentucky 77

Consolation
 Western Kentucky 72, Evansville 71

Championship
 Murray State 92, Eastern Kentucky 60

1952 • LOUISVILLE, KENTUCKY

First Round
 Marshall 74, Morehead State 62
 Western Kentucky 83, Evansville 63
 Murray State 61, Tennessee Tech 59 (OT)

Semifinals
 Murray State 69, Eastern Kentucky 59
 Western Kentucky 89, Marshall 64

Championship
 Western Kentucky 47, Murray State 45

1953 • LOUISVILLE, KENTUCKY

First Round
 Murray State 79, Middle Tennessee 70
 Morehead State 70, Tennessee Tech 61

Semifinals
 Eastern Kentucky 52, Murray State 43
 Western Kentucky 76, Morehead State 65

Championship
 Western Kentucky 70, Eastern Kentucky 60

1954 • LOUISVILLE, KENTUCKY

First Round
 Morehead State 92, Tennessee Tech 55
 Middle Tennessee 86, Murray State 84

Semifinals
 Western Kentucky 97, Morehead State 79
 Eastern Kentucky 95, Middle Tennessee 69

Championship
 Western Kentucky 85, Eastern Kentucky 69

1955 • LOUISVILLE, KENTUCKY

First Round
 Morehead State 123, Middle Tennessee 68
 Western Kentucky 80, Tennessee Tech 68

Semifinals
 Murray State 77, Western Kentucky 72
 Eastern Kentucky 91, Morehead State 76

Championship
 Eastern Kentucky 76, Murray State 59

1964 • LOUISVILLE, KENTUCKY

First Round
 Western Kentucky 100, Middle Tennessee 65
 Eastern Kentucky 100, Austin Peay 81
 Tennessee Tech 77, East Tennessee 59
 Murray State 89, Morehead State 82

Semifinals

Murray State 79, Tennessee Tech 75
 Western Kentucky 82, Eastern Kentucky 73

Championship

Murray State 77, Western Kentucky 68

1965 • LOUISVILLE, KENTUCKY

First Round
 Murray State 86, Middle Tennessee 65
 Eastern Kentucky 86, Austin Peay 85
 Tennessee Tech 90, East Tennessee 78
 Western Kentucky 80, Morehead State 55

Semifinals
 Eastern Kentucky 79, Murray State 73
 Western Kentucky 78, Tennessee Tech 63

Championship
 Western Kentucky 83, Eastern Kentucky 67

1966 • LOUISVILLE, KENTUCKY

First Round
 Middle Tennessee 71, Austin Peay 70
 East Tennessee 87, Eastern Kentucky 78
 Morehead State 74, Tennessee Tech 73
 Western Kentucky 94, Murray State 83

Semifinals
 East Tennessee 86, Middle Tennessee 72
 Western Kentucky 80, Morehead State 77 (OT)

Championship
 Western Kentucky 72, East Tennessee 59

1967 • LOUISVILLE, KENTUCKY

First Round
 Tennessee Tech 71, Morehead State 63
 East Tennessee 64, Eastern Kentucky 50
 Murray State 77, Austin Peay 68
 Western Kentucky 94, Murray State 83

Semifinals
 Tennessee Tech 64, East Tennessee 62
 Murray State 83, Western Kentucky 75

Championship
 Tennessee Tech 67, Murray State 60

1975 • MURFREESBORO, TENNESSEE

Semifinals
 #2 Austin Peay 78, #3 Tennessee Tech 69
 #1 Middle Tennessee 89, #4 Morehead State 68

Championship
 Middle Tennessee 89, Austin Peay 75

1976 • BOWLING GREEN, KENTUCKY

First Round
 #1 Western Kentucky 91, #8 East Tennessee 74
 #5 Middle Tennessee 84, #4 Tennessee Tech 72
 #2 Austin Peay 82, #7 Murray State 71
 #3 Morehead State 75, #6 Eastern Kentucky 64

Semifinals
 Western Kentucky 88, Middle Tennessee 78
 Morehead State 88, Austin Peay 83

Championship
 Western Kentucky 65, Morehead State 60

1977 • CLARKSVILLE, TENNESSEE

Semifinals
 #2 Middle Tennessee 92, #3 Morehead State 70
 #1 Austin Peay 82, #4 Murray State 75

Championship
 Middle Tennessee 77, Austin Peay 65

1978 • BOWLING GREEN, KENTUCKY

Semifinals
 #3 Western Kentucky 79, #2 East Tennessee 75
 #4 Austin Peay 66, #1 Middle Tennessee 61

Championship
 Western Kentucky 77, Austin Peay 69

1979 • RICHMOND, KENTUCKY

Semifinals
 #2 Western Kentucky 90, #3 Morehead State 85
 #1 Eastern Kentucky 90, #4 Middle Tennessee 81

Championship
 Eastern Kentucky 78, Western Kentucky 77

1980 • BOWLING GREEN, KENTUCKY

Semifinals
 #2 Murray State 77, #3 Morehead State 74 (OT)
 #1 Western Kentucky 84, #4 Eastern Kentucky 83

Championship
 Western Kentucky 54, Murray State 51

1981 • BOWLING GREEN, KENTUCKY

Semifinals
 #2 Murray State 62, #3 Middle Tennessee 60 (OT)
 #1 Western Kentucky 82, #4 Austin Peay 71

Championship
 Western Kentucky 71, Murray State 67

1982 • BOWLING GREEN, KENTUCKY

Semifinals
 #3 Middle Tennessee 56, #2 Murray State 54 (OT)
 #1 Western Kentucky 95, #4 Morehead State 87

Championship
 Middle Tennessee 54, Western Kentucky 52

1983 • MURRAY, KENTUCKY

Semifinals
 #2 Morehead State 54, #3 Tennessee Tech 53
 #4 Akron 65, #1 Murray State 61

Championship
 Morehead State 81, Akron 65

1984 • MOREHEAD, KENTUCKY

Semifinals
 #3 Youngstown State 63, #2 Tennessee Tech 55 (OT)
 #1 Morehead State 80, #4 Murray State 64

Championship
 Morehead State 47, Youngstown State 44

1985 • MURFREESBORO, TENNESSEE

First Round
 Youngstown State 79, Morehead State 74
 Middle Tennessee 63, Murray State 60
 Eastern Kentucky 75, Austin Peay 66

Semifinals
 Middle Tennessee 54, Tennessee Tech 52
 Youngstown State 95, Eastern Kentucky 61

Championship
 Middle Tennessee 66, Youngstown State 63

1986 • AKRON, OHIO

First Round
 #2 Middle Tennessee 88, #7 Eastern Kentucky 65
 #4 Murray State 78, #5 Austin Peay 66
 #6 Tennessee Tech 71, #3 Youngstown State 68

Semifinals
 #1 Akron 67, Tennessee Tech 58
 Middle Tennessee 85, Murray State 81

Championship
 Akron 68, Middle Tennessee 63

1987 • MURFREESBORO, TENNESSEE

First Round
 #2 Akron 103, #7 Youngstown State 74
 #3 Eastern Kentucky 89, #6 Murray State 75
 #4 Austin Peay 78, #5 Morehead State 76

Semifinals
 Eastern Kentucky 94, Akron 85
 Austin Peay 87, #1 Middle Tennessee 83

Championship
 Austin Peay 71, Eastern Kentucky 68

1988 • MURRAY, KENTUCKY • RACER ARENA

First Round
 #2 Middle Tennessee 81, #7 Youngstown State 76
 #3 Austin Peay 81, #6 Tennessee State 78
 #4 Eastern Kentucky 85, #5 Tennessee Tech 71

Semifinals
 Austin Peay 94, Middle Tennessee 82
 #1 Murray State 76, Eastern Kentucky 60

Championship
 Murray State 73, Austin Peay 70

1989 • NASHVILLE, TENNESSEE MUNICIPAL AUDITORIUM

First Round
 #2 Murray State 90, #7 Tennessee State 71
 #3 Austin Peay 85, #6 Tennessee Tech 84
 #5 Eastern Kentucky 63, #4 Morehead State 50

Semifinals
 Austin Peay 74, Murray State 65
 #1 Middle Tennessee 81, Eastern Kentucky 64

Championship
 Middle Tennessee 82, Austin Peay 79

1990 • MURRAY, KENTUCKY • RACER ARENA

First Round

#7 Austin Peay 75, #2 Tennessee Tech 57
#4 Eastern Kentucky 65, #5 Middle Tennessee 52
#3 Morehead State 92, #6 Tennessee State 89

Semifinals

Eastern Kentucky 52, Morehead State 50
#1 Murray State 68, Austin Peay 67

Championship

Murray State 64, Eastern Kentucky 57

1991 • MURRAY, KENTUCKY • RACER ARENA

First Round

#2 Eastern Kentucky 91, #7 Tennessee St. 70
#6 Morehead State 88, #3 Tennessee Tech 83
#5 Middle Tennessee 87, #4 Austin Peay 83

Semifinals

#1 Murray State 89, Morehead State 61
Middle Tennessee 83, Eastern Kentucky 66

Championship

Murray State 79, Middle Tennessee 67

1992 • LEXINGTON, KENTUCKY • RUPP ARENA

First Round

#4 Tennessee Tech 89, #5 Austin Peay 68
#2 Eastern Kentucky 88, #7 Tennessee St. 67
#6 Morehead State 81, #3 Middle Tennessee 80

Semifinals

Eastern Kentucky 72, Tennessee Tech 67
#1 Murray State 109, Morehead State 77

Championship

Murray State 81, Eastern Kentucky 60

1993 • LEXINGTON, KENTUCKY • RUPP ARENA

First Round

#4 Tennessee Tech 97, #5 Morehead State 89
#3 Murray State 82, #6 Austin Peay 66

Semifinals

#1 Tennessee State 77, Tennessee Tech 70
Murray State 74, #2 Eastern Kentucky 73

Championship

Tennessee State 82, Murray State 68

**1994 • NASHVILLE, TENNESSEE
MUNICIPAL AUDITORIUM**

First Round

#5 Morehead State 83, #4 Eastern Kentucky 78
#2 Tennessee State 61, #7 Middle Tennessee 60
#6 Tennessee Tech 101, #3 Austin Peay 91

Semifinals

#1 Murray State 104, Morehead State 86
Tennessee State 91, Tennessee Tech 74

Championship

Tennessee State 73, Murray State 72

**1995 • NASHVILLE, TENNESSEE
MUNICIPAL AUDITORIUM**

First Round

#5 Austin Peay 85, #4 Tennessee Tech 74
#2 Murray State 75, #7 Middle Tennessee 67
#6 Eastern Kentucky 85, #3 Morehead State 74

Semifinals

Austin Peay 81, #1 Tennessee State 76
Murray State 78, Eastern Kentucky 72

Championship

Murray State 92, Austin Peay 84

**1996 • NASHVILLE, TENNESSEE
MUNICIPAL AUDITORIUM**

First Round

#5 Tennessee Tech 89, #4 Middle Tennessee 69
#2 Tennessee State 71, #7 Morehead State 60
#3 Austin Peay 89, #6 Eastern Kentucky 67

Semifinals

#1 Murray State 85, Tennessee Tech 71
Austin Peay 83, Tennessee State 62

Championship

Austin Peay 70, Murray State 68

**1997 • NASHVILLE, TENNESSEE
GAYLORD ENTERTAINMENT CENTER**

First Round (at campus sites)

#1 Austin Peay 106, #8 Morehead State 83
#2 Murray State 76, #7 Tennessee State 63
#3 Middle Tennessee 89, #6 Southeast Missouri 74
#4 Tennessee Tech 83, #5 Eastern Illinois 81

Semifinals

Austin Peay 70, Tennessee Tech 60
Murray State 74, Middle Tennessee 48

Championship

Murray State 88, Austin Peay 85 (OT)

**1998 • NASHVILLE, TENNESSEE
GAYLORD ENTERTAINMENT CENTER**

First Round (at campus sites)

#1 Murray State 84, #8 Tennessee Tech 63
#7 Tennessee State 84, #2 Eastern Illinois 79
#3 Middle Tennessee 61, #6 Eastern Kentucky 49
#4 Austin Peay 76, #5 Southeast Missouri 46

Semifinals

Murray State 81, Austin Peay 56
Tennessee State 74, Middle Tennessee 70

Championship

Murray State 92, Tennessee State 69

**1999 • NASHVILLE, TENNESSEE
GAYLORD ENTERTAINMENT CENTER**

First Round (at campus sites)

#1 Murray State 96, #8 Tennessee Tech 61
#2 Southeast Missouri 78, #7 Eastern Illinois 57
#3 Middle Tennessee 75, #6 Tennessee State 68
#5 Morehead State 82, #4 Austin Peay 77

Semifinals

Murray State 92, Morehead State 69
Southeast Missouri 82, Middle Tennessee 74

Championship

Murray State 62, Southeast Missouri 61

**2000 • NASHVILLE, TENNESSEE
GAYLORD ENTERTAINMENT CENTER**

First Round (at campus sites)

#1 Murray State 83, #8 Tennessee State 58
#2 Southeast Missouri 76, #7 UT Martin 74
#6 Middle Tennessee 87, #3 Tennessee Tech 70
#4 Eastern Illinois 107, #5 Austin Peay 100 (2OT)

Semifinals

Murray State 89, Eastern Illinois 70
Southeast Missouri 78, Middle Tennessee 60

Championship

Southeast Missouri 67, Murray State 56

**2001 • NASHVILLE, TENNESSEE
GAYLORD ENTERTAINMENT CENTER**

First Round (at campus sites)

#1 Tennessee Tech 69, #8 UT Martin 58
#2 Eastern Illinois 102, #7 Morehead State 80
#3 Murray State 114, #6 Tennessee State 100
#4 Austin Peay 72, #5 Southeast Missouri 70 (OT)

Semifinals

Austin Peay 83, Tennessee Tech 63
Eastern Illinois 97, Murray State 71

Championship

Eastern Illinois 84, Austin Peay 83

**2002 • LOUISVILLE, KENTUCKY
KENTUCKY INT'L CONVENTION CENTER**

First Round (at campus sites)

#1 Tennessee Tech 73, #8 Southeast Missouri 56
#2 Morehead State 91, #7 Tennessee State 82
#3 Murray State 103, #6 Eastern Illinois 56
#4 Austin Peay 72, #5 UT Martin 69

Semifinals

Tennessee Tech 86, Austin Peay 77
Murray State 89, Morehead State 75

Championship

Murray State 70, Tennessee Tech 69

**2003 • NASHVILLE, TENNESSEE
GAYLORD ENTERTAINMENT CENTER**

First Round (at campus sites)

#1 Austin Peay 83, #8 Eastern Kentucky 80
#2 Morehead State 91, #7 Southeast Missouri 84
#3 Tennessee Tech 76, #6 UT Martin 62
#4 Murray State 74, #5 Eastern Illinois 63

Semifinals

Austin Peay 59, Murray State 58 (OT)
Tennessee Tech 88, Morehead State 71

Championship

Austin Peay 63, Tennessee Tech 57

**2004 • NASHVILLE, TENNESSEE
MUNICIPAL AUDITORIUM**

First Round (at campus sites)

#3 Morehead State 83, #6 Jacksonville State 68
#4 Eastern Kentucky 81, #5 Samford 61
#2 Murray State 92, #7 Tennessee Tech 75
#1 Austin Peay 75, #8 Tennessee State 71

Semifinals

Austin Peay 62, Eastern Kentucky 57
Murray State 94, Morehead State 72

Championship

Murray State 66, Austin Peay 60

**2005 • NASHVILLE, TENNESSEE
GAYLORD ENTERTAINMENT CENTER**

First Round (at campus sites)

#1 Tennessee Tech 72, #8 Eastern Illinois 68
#2 Eastern Kentucky 74, #7 Tennessee State 68
#6 Southeast Missouri 61, #3 Murray State 58
#5 Austin Peay 71, #4 Samford 60

Semifinals

Austin Peay 67, Tennessee Tech 61
Eastern Kentucky 69, Southeast Missouri 52

Championship

Eastern Kentucky 52, Austin Peay 46

**2006 • NASHVILLE, TENNESSEE
GAYLORD ENTERTAINMENT CENTER**

First Round (at campus sites)

#1 Murray State 65, #8 UT Martin 52
#2 Samford 78, #7 Tennessee State 67
#3 Tennessee Tech 78, #6 Austin Peay 74
#4 Jacksonville State 86, #5 Eastern Kentucky 59

Semifinals

Samford 73, Tennessee Tech 66
Murray State 69, Jacksonville State 60

Championship

Murray State 74, Samford 57

**2007 • NASHVILLE, TENNESSEE
GAYLORD ENTERTAINMENT CENTER**

First Round (at campus sites)

#1 Austin Peay 89, #8 Tennessee State 84 (OT)
#2 Eastern Kentucky 63, #7 Morehead State 45
#3 Tennessee Tech 88, #6 Southeast Missouri 60
#5 Samford 70, #4 Murray State 60

Semifinals

Austin Peay 65, Samford 55
Eastern Kentucky 57, Tennessee Tech 54

Championship

Eastern Kentucky 63, Austin Peay 62



Eastern Kentucky celebrates winning the 2007 OVC Tournament Championship. The Colonels did it in exciting fashion, scoring in the final seconds to top regular season champion Austin Peay by one point.

MEN'S BASKETBALL ALL-TIME ALL-TOURNAMENT TEAMS

1949
 Sonny Allen, Morehead State
 Jacke Coleman, Louisville
 Glenn Combs, Louisville
 Joe Hafeele, Evansville
 Paul Hicks, Eastern Kentucky
 Bob Lavory, Western Kentucky
 Chuck Mrazovich, Eastern Kentucky
 John Oldham, Western Kentucky
 Kenny Reeves, Louisville
 Bill Toothman, Marshall

1950
 Sonny Allen, Morehead State
 Don Brown, Marshall
 Joe Hafeele, Evansville
 Paul Hicks, Eastern Kentucky
 Bob Lavory, Western Kentucky
 Harold Loughary, Murray State
 Bill Martin, Morehead State
 Chuck Mrazovich, Eastern Kentucky
 Charley Snow, Murray State

1951
 Harry Axford, Evansville
 Jim Baechtold, Eastern Kentucky
 Jack Baker, Morehead State
 Bob Barnett, Evansville
 Garrett Beshear, Murray State
 Gene Garrett, Murray State
 Rip Gish, Western Kentucky
 Don Miller, Morehead State
 Bennie Purchell, Murray State

1952
 Jim Baechtold, Eastern Kentucky
 Garrett Beshear, Murray State
 Roscoe Bivin, Evansville
 Jim Lamb, Marshall
 Tom Marshall, Western Kentucky
 Bennie Purchell, Murray State
 Gene Rhodes, Western Kentucky
 Flavious Smith, Tennessee Tech
 Art Spoelstra, Western Kentucky
 Walt Walowac, Marshall
 Elza Whalan, Morehead State
 Dick White, Western Kentucky

1953
 Bill Bales, Eastern Kentucky
 Garrett Beshear, Murray State
 Linda Castle, Morehead State
 Rich Gott, Murray State
 Paul Hughes, Tennessee Tech
 Tom Marshall, Western Kentucky
 Art Spoelstra, Western Kentucky
 Elmer Tolson, Eastern Kentucky
 Ken Trickey, Middle Tennessee
 Elza Wahlen, Morehead State

1954
 Jack Adams, Eastern Kentucky
 Lynn Cole, Western Kentucky
 Howie Crittenden, Murray State
 Tom Holbrook, Eastern Kentucky
 Tom Marshall, Western Kentucky
 Sam Smith, Middle Tennessee
 Art Spoelstra, Western Kentucky
 Dan Swartz, Morehead State
 Ken Trickey, Middle Tennessee
 Jack Turner, Western Kentucky

1955
 Forest Able, Western Kentucky
 Jack Adams, Eastern Kentucky
 Howie Crittenden, Murray State
 Ralph Crosthwaite, Western Ky.
 Dick Culbertson, Eastern Kentucky
 Steve Hamilton, Morehead State
 Ronnie Pellegrinon, Eastern Kentucky
 Doug Sharder, Middle Tennessee
 Kenny Sidwell, Tennessee Tech
 Dan Swartz, Morehead State

1964
 Henry Akin, Morehead State
 Eddie Bodkin, Eastern Kentucky
 Steven Cunningham, Western Ky.
 Clem Haskins, Western Kentucky
 Stewart Johnson, Murray State
 Lee Lemos, Eastern Kentucky

Herb McPherson, Murray State
 John Namicu, Murray State
 Dave Pratt, Tennessee Tech

1965
 Eddie Bodkin, Eastern Kentucky
 Wayne Chapman, Western Ky.
 Steve Cunningham, Western Ky.
 Clem Haskins, Western Kentucky
 Tommy Head, Austin Peay
 Stewart Johnson, Murray State
 Henry Jordon, Tennessee Tech
 Dwight Smith, Western Kentucky
 Dennis Synder, Austin Peay
 Bill Walton, Eastern Kentucky

1966
 Richard Arnold, East Tennessee St.
 Wayne Chapman, Western Ky.
 Dick Cunningham, Murray State
 Clem Haskins, Western Kentucky
 Bruce King, Morehead State
 Herb McPherson, Murray State
 Jim Sandfoss, Morehead State
 Dwight Smith, Western Kentucky
 Bobby Washington, Eastern Ky.
 Tommy Woods, East Tennessee St.

1967
 Frank Battleson, Tennessee Tech
 Willie Brown, Murray State
 Wayne Chapman, Middle Tennessee
 Billy Chumbler, Murray State
 Dick Cunningham, Murray State
 Larry Jordan, Morehead State
 Butch Kaufman, Western Kentucky
 Tom Moran, Murray State
 Jim Sutton, Tennessee Tech
 Harley Swift, East Tennessee

1975
 Steve Peeler, Middle Tennessee (MVP)
 Charlie Fishback, Austin Peay
 Otis Howard, Austin Peay
 Frank Jones, Tennessee Tech
 George Sorrell, Middle Tennessee
 Claude Taylor, Middle Tennessee

1976
 Johnny Britt, Western Kentucky (MVP)
 Sam Drummer, Austin Peay
 Ted Hundley, Morehead State
 Wilson Jones, Western Kentucky
 Tim Sisneros, Middle Tennessee

1977
 Bob Martin, Middle Tennessee (MVP)
 Clavin Garrett, Austin Peay
 Otis Howard, Austin Peay
 Greg Joyner, Middle Tennessee
 Lewis Mack, Middle Tennessee

1978
 Otis Howard, Austin Peay (MVP)
 Aaron Bryant, Western Kentucky
 Norman Jackson, Austin Peay
 Greg Joyner, Middle Tennessee
 Scott Place, East Tennessee

1979
 Greg Jackson, Western Ky. (MVP)
 Kenney Elliot, Eastern Kentucky
 Bruce Jones, Eastern Kentucky
 Greg Joyner, Middle Tennessee
 James Tillman, Eastern Kentucky

1980
 Craig McCormick, Western Ky. (MVP)
 Tommy Baker, Eastern Kentucky
 Charlie Clay, Morehead State
 Gary Hooker, Murray State
 Lamont Slets, Murray State

1981
 Lamont Slets, Murray State (MVP)
 Jerry Beck, Middle Tennessee
 Jerry Smith, Murray State
 Percy White, Western Kentucky
 Tony Wilson, Western Kentucky

1982
 Craig McCormick, Western Ky. (MVP)
 Jerry Beck, Middle Tennessee
 Rick Campbell, Middle Tennessee
 Kenny Ellis, Western Kentucky
 Bobby Jones, Western Kentucky

1983
 Guy Minnifield, Morehead St. (MVP)
 Earl Harrison, Morehead State
 Ricky Hood, Murray State
 Joe Jakubick, Akron
 Steve Taylor, Tennessee Tech

1984
 Earl Harrison, Morehead State (MVP)
 Ray Robinson, Youngstown State
 Arthur Sullivan, Morehead State
 Craig Talley, Murray State
 Bruce Timko, Youngstown State

1985
 John Keshock, Youngstown St. (MVP)
 Kim Cooksey, Middle Tennessee
 James Johnson, Middle Tennessee
 Vada Martin, Murray State
 Lonnie Thompson, Middle Tennessee

1987
 Darryl Bedford, Austin Peay (MVP)
 Eric McLaughlin, Akron
 Lawrence Mitchell, Austin Peay
 Antonio Parris, Eastern Kentucky
 Randolph Taylor, Eastern Kentucky

1988
 Jeff Martin, Murray State (MVP)
 Andre Harris, Austin Peay
 Don Mann, Murray State
 Carl Sias, Murray State
 Barry Sumpter, Austin Peay

1989
 Keith Rawls, Austin Peay (MVP)
 Kerry Hammonds, Middle Tennessee
 Gerald Harris, Middle Tennessee
 Randy Henry, Middle Tennessee
 Javin Johnson, Austin Peay

1990
 Popeye Jones, Murray State (MVP)
 Frank Allen, Murray State
 Mike Davis, Eastern Kentucky
 Eric Sinclair, Eastern Kentucky
 Donald Tivis, Austin Peay

1991
 Popeye Jones, Murray State (MVP)
 Greg Coble, Murray State
 Warren Kidd, Middle Tennessee
 Paul King, Murray State
 Robert Taylor, Middle Tennessee

1992
 Popeye Jones, Murray State (MVP)
 Frank Allen, Murray State
 Doug Bentz, Morehead State
 Maurice Cannon, Murray State
 Mike Smith, Eastern Kentucky

1993
 Monty Wilson, Tennessee State (MVP)
 Curtis Davis, Tennessee State
 Cedric Gumm, Murray State
 Maurice Houston, Tennessee Tech
 Arlando Johnson, Eastern Kentucky
 Carlos Rogers, Tennessee State

1994
 Carlos Rogers, Tennessee St. (MVP)
 Tyrone Boardley, Morehead State
 Cedric Gumm, Murray State
 Tim Horton, Tennessee State
 Marcus Jones, Murray State
 Robert West, Tennessee Tech

1995
 Marcus Brown, Murray State (MVP)
 Curtis Fincher, Eastern Kentucky
 John Jenkins, Austin Peay
 Vincent Rainey, Murray State
 Bubba Wells, Austin Peay

1996
 Bubba Wells, Austin Peay (MVP)
 Marcus Brown, Murray State
 Reggie Crenshaw, Austin Peay
 Vincent Rainey, Murray State
 Joe Sibbitt, Austin Peay

1997
 Chad Townsend, Murray State (MVP)
 Lorenzo Coleman, Tennessee Tech
 Reggie Crenshaw, Austin Peay
 De'Teri Mayes, Murray State
 Vincent Rainey, Murray State
 Bubba Wells, Austin Peay

1998
 Chad Townsend, Murray State (MVP)
 De'Teri Mayes, Murray State
 Jamie Roberts, Tennessee State
 Isaac Spencer, Murray State
 Aylton Tesch, Middle Tennessee
 Brian Williams, Tennessee State

1999
 Aubrey Reese, Murray State (MVP)
 Mike Branson, Southeast Missouri
 Bud Eley, Southeast Missouri
 Isaac Spencer, Murray State
 Duane Virgil, Murray State

2000
 Roderick Johnson, SE Missouri (MVP)
 Mik Branson, Southeast Missouri
 Kyle Hill, Eastern Illinois
 Antonio Short, Southeast Missouri
 Isaac Spencer, Murray State
 Michael Stokes, Southeast Missouri

2001
 Kyle Hill, Eastern Illinois (MVP)
 Henry Domercant, Eastern Illinois
 Trenton Hassell, Austin Peay
 Isaac Spencer, Murray State
 Nick Stapleton, Austin Peay

2002
 Justin Burdine, Murray State (MVP)
 Damien Kinloch, Tennessee Tech
 James Singleton, Murray State
 Nick Stapleton, Austin Peay
 Joey Westmoreland, Tennessee Tech

2003
 Josh Lewis, Austin Peay (MVP)
 Cameron Crisp, Tennessee Tech
 Corey Gipson, Austin Peay
 Adrian Henning, Austin Peay
 Damien Kinloch, Tennessee Tech
 Cuthbert Victor, Murray State

2004
 Cuthbert Victor, Murray State (MVP)
 Adam Chiles, Murray State
 Anthony Davis, Austin Peay
 Josh Lewis, Austin Peay
 Antoine Whelchel, Murray State
 Matt Witt, Eastern Kentucky

2005
 Michael Haney, Eastern Ky. (MVP)
 Maurice Hampton, Austin Peay
 Zach Ingles, Eastern Kentucky
 Willie Jenkins, Tennessee Tech
 Zac Schlader, Austin Peay

2006
 Pearson Griffith, Murray State (MVP)
 Courtney Bradley, Jacksonville State
 J. Robert Merritt, Samford
 Trey Pearson, Murray State
 Travis Peterson, Samford
 Shawn Witherspoon, Murray State

2007
 Mike Rose, Eastern Kentucky (MVP)
 Randall Gulina, Samford
 Adam Leonard, Eastern Kentucky
 Fernandez Lockett, Austin Peay
 Drake Reed, Austin Peay

MEN'S BASKETBALL TOURNAMENT RECORDS

Single Game - Team

Most Points
123 - Morehead State vs. Middle Tennessee (1955)

Most Field Goals
50 - Morehead State vs. Middle Tennessee (1955)

Most Field Goal Attempts
87 - Austin Peay vs. Eastern Illinois (2000)

Best Field Goal Percentage
.680 (34-50) - Austin Peay vs. Tennessee State (1988)

Fewest Field Goals Made
12 - Murray State vs. Louisville (1949)

Most Free Throws Made
50 - Morehead State vs. Eastern Kentucky (1955)

Most Free Throw Attempts
65 - Morehead State vs. Eastern Kentucky (1955)

Best Free Throw Percentage (minimum 10 attempts)
1.000 (11-11) - Jacksonville State vs. Morehead State (2004)

Fewest Free Throws
0 - Murray State vs. Southeast Missouri (2005)

Fewest Free Throw Attempts
1 - Murray State vs. Southeast Missouri (2005)

Most 3-Point Goals Made
17 - Tennessee State vs. Murray State (2001)

Most 3-Point Attempts
42 - Tennessee Tech vs. Middle Tennessee (2000)

Best 3-Point Percentage
.889 (8-9) - Austin Peay vs. Eastern Kentucky (1987)

Most Personal Fouls
36 - Eastern Kentucky vs. Murray State

Fewest Personal Fouls
4 - Southeast Missouri vs. Murray State (2005)

Most Rebounds
72 - Eastern Kentucky vs. Austin Peay (1964)

Most Turnovers
28 - Austin Peay vs. Tennessee State (1988)

Most Assists
31 - Akron vs. Youngstown State (1987)

Single Game - Two Teams

Most Points
214 - Murray State (114) vs. Tennessee State (100), (2001)

Fewest Points
91 - Morehead State (47) vs. Youngstown State (44), (1955)

Widest Margin of Victory
55 - Morehead State(123) vs. Middle Tennessee (68), (1955)

Most Field Goals
78 - Middle Tennessee (43) vs. Austin Peay (35), (1975)

Most Field Goal Attempts
168 - Austin Peay (87) vs. Eastern Illinois (81), (2000)

Fewest Field Goals
32 - Eastern Kentucky (18) vs. Middle Tennessee (14), (1988)

Most Free Throws
83 - Morehead State (50) vs. Eastern Kentucky (33), (1955)

Fewest Free Throws
7 - Southeast Missouri (7) vs. Murray State (0), (2005)

Most Personal Fouls
64 - Morehead State (33) vs. Youngstown State (31), (1985)

Fewest Personal Fouls
10 - Southeast Missouri (4) vs. Murray State (6), (2005)

Single Game - Individual

Most Points
43 - Bubba Wells (Austin Peay) vs. Morehead State (1997)

Most Field Goals
17 - Bubba Wells, Austin Peay vs. Morehead State (1997)

Most FG Attempts
31 - Bubba Wells, Austin Peay vs. Morehead State (1997)

Best Field Goal Percentage (minimum 10 attempts)
1.000 (10-for-10) - Ralph Garner, Austin Peay vs. Murray State (1977)
1.000 (10-for-10) - John Best, Tennessee Tech vs. Eastern Kentucky (1992)

Most Free Throws Made
20 - Howard Crittenden, Murray State vs. Western Kentucky (1955)

Most Consecutive Free Throws Made
16 - Ken Sidwell, Tennessee Tech vs. Western Kentucky (1955)
16 - Ricky Minard, Morehead State vs. Jacksonville State (2004)

Most Free Throw Attempts
28 - Howard Crittenden, Murray State vs. Western Kentucky (1955)

Best Free Throw Percentage (minimum 12 attempts):
.937 (15-of-16) - Clem Haskins, Western Kentucky vs. Murray State (1966)

Most 3-Point Goals Made
8 - Robert Taylor, Middle Tennessee vs. Austin Peay (1991)
8 - Cameron Crisp, Tennessee Tech vs. Murray State (2004)
8 - J. Robert Merritt, Samford vs. Murray State (2006)

Most Rebounds
34 - Dick Cunningham, Murray State vs. Western Kentucky (1967)

Most Assists
14 - Duane Washington, Middle Tennessee vs. Eastern Kentucky (1986)

Most Steals
7 - James Johnson, Middle Tennessee vs. Murray State (1985)

Most Blocked Shots
8 - Lorenzo Coleman, Tennessee Tech vs. Middle Tennessee (1996)
8 - Pearson Griffith, Murray State vs. Tennessee-Martin (2006)

Tournament - Individual

Most Points
99 - Bubba Wells, Austin Peay (1997)
99 - Kyle Hill, Eastern Illinois (2001)

Most Field Goals Made
36 - Bubba Wells, Austin Peay (1997)

Most Field Goals Attempts
76 - Bubba Wells, Austin Peay (1997)

Most Free Throws Made
32 - Jack Adams, Eastern Kentucky (1955)

Most Free Throw Attempts
40 - Clem Haskins, Western Kentucky (1964)

Most 3- Point Goals Made
17 - Robert Taylor, Middle Tennessee (1991)

Most Rebounds
65 - Dick Cunningham, Murray State (1967)

Tournament - Team

Most Points
283 - Eastern Illinois (2001)

Most Field Goals
105 - Murray State (1998)

Most Free Throws Made
82 - Murray State (1954)

Fewest Free Throws Made (3 games)
28 - Middle Tennessee (1986)

Most Free Throw Attempts
109 - Murray State (1954)

Fewest Free Throw Attempts (3 games)
39 - Austin Peay (1996)

Most 3-Point Field Goals Made
30 - Samford (2006)

Most Personal Fouls
77 - Louisville (1949)
77 - Murray State (1993)

Fewest Personal Fouls (3 games)
37 - Austin Peay (1996)

Most Rebounds
184 - Western Kentucky (1965)

MEN'S BASKETBALL POSTSEASON HISTORY

Austin Peay (2-6 NCAA, 1-2 NIT)

- 1973 - NCAA Austin Peay 77, Jacksonville 75
Kentucky 106, Austin Peay 100 (OT)
Marquette 88, Austin Peay 73
- 1974 - NCAA Notre Dame 108, Austin Peay 66
- 1987 - NCAA #14 Austin Peay 68, #3 Illinois 67
#6 Providence 90, #14 Austin Peay 87 (OT)
- 1996 - NCAA #3 Georgia Tech 90, #14 Austin Peay 79
- 2003 - NCAA #4 Louisville 86, #13 Austin Peay 64
- 2004 - NIT Austin Peay 65, Belmont 59
George Mason 66, Austin Peay 60
- 2007 - NIT Air Force 75, Austin Peay 51

Eastern Illinois (0-1 NCAA, 0-0 NIT)

- 2001 - NCAA #2 Arizona 101, #15 Eastern Illinois 76

Eastern Kentucky (0-7 NCAA, 0-0 NIT)

- 1953 - NCAA Notre Dame 72, Eastern Kentucky 57
- 1959 - NCAA Louisville 77, Eastern Kentucky 63
- 1965 - NCAA DePaul 99, Eastern Kentucky 52
- 1972 - NCAA Florida State 83, Eastern Kentucky 81
- 1979 - NCAA #8 Tennessee 97, #9 Eastern Kentucky 81
- 2005 - NCAA #2 Kentucky 72, #15 Eastern Kentucky 64
- 2007 - NCAA #1 North Carolina 86, #16 Eastern Kentucky 65

Morehead State (4-6 NCAA, 0-0 NIT)

- 1956 - NCAA Morehead State 107, Marshall 92
Iowa 97, Morehead State 83
Morehead State 95, Wayne State 84
- 1957 - NCAA Pittsburgh 86, Morehead State 85
- 1961 - NCAA Morehead State 71, Xavier 66
Kentucky 71, Morehead State 64
Louisville 83, Morehead State 61
- 1983 - NCAA #6 Syracuse 74, #11 Morehead State 59
- 1984 - NCAA Morehead State 70, North Carolina A&T 69
#5 Louisville 72, #12 Morehead State 59

Murray State (1-13 NCAA, 2-6 NIT)

- 1964 - NCAA Loyola-Chicago 101, Murray State 91
- 1969 - NCAA Marquette 82, Murray State 62
- 1980 - NIT Murray State 53, Jacksonville 49
Murray State 70, Alabama 62
Illinois 65, Murray State 63
- 1982 - NIT Nevada-Las Vegas 87, Murray State 61
- 1983 - NIT Wake Forest 87, Murray State 80
- 1988 - NCAA #14 Murray State 78, #3 North Carolina State 75
#6 Kansas 61, #14 Murray State 58
- 1989 - NIT Penn State, Murray State 73
- 1990 - NCAA #1 Michigan State 75, #16 Murray State 71 (OT)
- 1991 - NCAA #4 Alabama 89, #13 Murray State 79
- 1992 - NCAA #3 Arkansas 80, #14 Murray State 69
- 1994 - NIT Bradley 66, Murray State 58
- 1995 - NCAA #2 North Carolina 80, #15 Murray State 70
- 1996 - NIT Missouri 89, Murray State 85
- 1997 - NCAA #2 Duke 71, #15 Murray State 68
- 1998 - NCAA #8 Rhode Island 97, #9 Murray State 74
- 1999 - NCAA #4 Ohio State 72, #13 Murray State 58
- 2002 - NCAA #3 Georgia 85, #14 Murray State 68
- 2004 - NCAA #5 Illinois 72, #12 Murray State 53
- 2006 - NCAA #3 North Carolina 69, #14 Murray State 65

Southeast Missouri (0-1 NCAA, 0-0 NIT)

- 2000 - NCAA #4 Louisiana State 64, #13 Southeast Missouri 61

Tennessee State (0-2 NCAA, 0-0 NIT)

- 1993 - NCAA #2 Seton Hall 81, #15 Tennessee State 59
- 1994 - NCAA #3 Kentucky 83, #14 Tennessee State 70

Tennessee Tech (0-2 NCAA, 3-2 NIT)

- 1958 - NCAA Notre Dame 94, Tennessee Tech 61
- 1963 - NCAA Loyola-Chicago 111, Tennessee Tech 42
- 1985 - NIT Tennessee 65, Tennessee Tech 62
- 2002 - NIT Tennessee Tech 64, Georgia State 62
Tennessee Tech 68, Dayton 59
Tennessee Tech 80, Yale 61
Memphis 79, Tennessee Tech 73

Former OVC Members

Akron (0-1 NCAA, 0-1 NIT)

- 1986 - NCAA #2 Michigan 70, #15 Akron 64
- 1987 - NIT Illinois State 77, Akron 72

East Tennessee State (1-2 NCAA, 0-0 NIT)

- 1968 - NCAA East Tennessee 79, Florida 69
Ohio State 79, East Tennessee 72
Marquette 69, East Tennessee 57

Middle Tennessee (2-6 NCAA, 2-2 NIT)

- 1975 - NCAA Oregon State 78, Middle Tennessee 67
- 1977 - NCAA Detroit 93, Middle Tennessee 76
- 1982 - NCAA #11 Middle Tennessee 50, #6 Kentucky 44
#3 Louisville 81, #11 Middle Tennessee 56
- 1985 - NCAA #2 North Carolina 76, #15 Middle Tennessee 57
- 1986 - NIT Clemson 99, Middle Tennessee 81
- 1987 - NCAA #5 Notre Dame 84, #12 Middle Tennessee 71
- 1988 - NIT Middle Tennessee 85, Tennessee 80
Middle Tennessee 69, Georgia 59
Boston College 78, Middle Tennessee 69
- 1989 - NCAA #13 Middle Tennessee 97, #4 Florida State 83
#5 Virginia 104, #13 Middle Tennessee 88

Western Kentucky (10-12 NCAA, 4-8 NIT)

- 1949 - NIT Bradley 95, Western Kentucky 86
- 1950 - NIT Western Kentucky 79, Niagara 60
St. John's 69, Western Kentucky 60
- 1952 - NIT Western Kentucky 62, Louisville 59
St. Bonaventure 70, Western Kentucky 60
- 1953 - NIT Duquense 69, Western Kentucky 61
- 1954 - NIT Western Kentucky 95, Bowling Green 81
Holy Cross 75, Western Kentucky 69
Niagara 71, Western Kentucky 69
- 1960 - NCAA Western Kentucky 107, Miami (Fla.) 84
Ohio State 98, Western Kentucky 79
Western Kentucky 97, Ohio 87
- 1962 - NCAA Western Kentucky 90, Detroit 81
Ohio State 93, Western Kentucky 73
Butler 87, Western Kentucky 86 (OT)
- 1965 - NIT Western Kentucky 57, Fordham 53
Army 58, Western Kentucky 54
- 1966 - NCAA Western Kentucky 105, Loyola-Chicago 86
Michigan 80, Western Kentucky 79
Western Kentucky 82, Dayton 62
- 1967 - NCAA Dayton 69, Western Kentucky 67 (OT)
- 1970 - NCAA Jacksonville 109, Western Kentucky 96
- 1971 - NCAA Finished Third
Western Kentucky 74, Jacksonville 72
Western Kentucky 107, Kentucky 83
Western Kentucky 81, Ohio State 78 (OT)
Villanova 92, Western Kentucky 89 (OT)
Western Kentucky 77, Kansas 75
- 1976 - NCAA Marquette 79, Western Kentucky 60
- 1978 - NCAA Western Kentucky 87, Syracuse 86 (OT)
Michigan State 90, Western Kentucky 69
- 1980 - NCAA #7 Virginia Tech 89, #10 Western Kentucky 85 (OT)
- 1981 - NCAA #7 Alabama-Birmingham 93, #10 Western Kentucky 68
- 1982 - NIT Purdue 72, Western Kentucky 65

NCAA Tournament Year-by-Year Breakdown

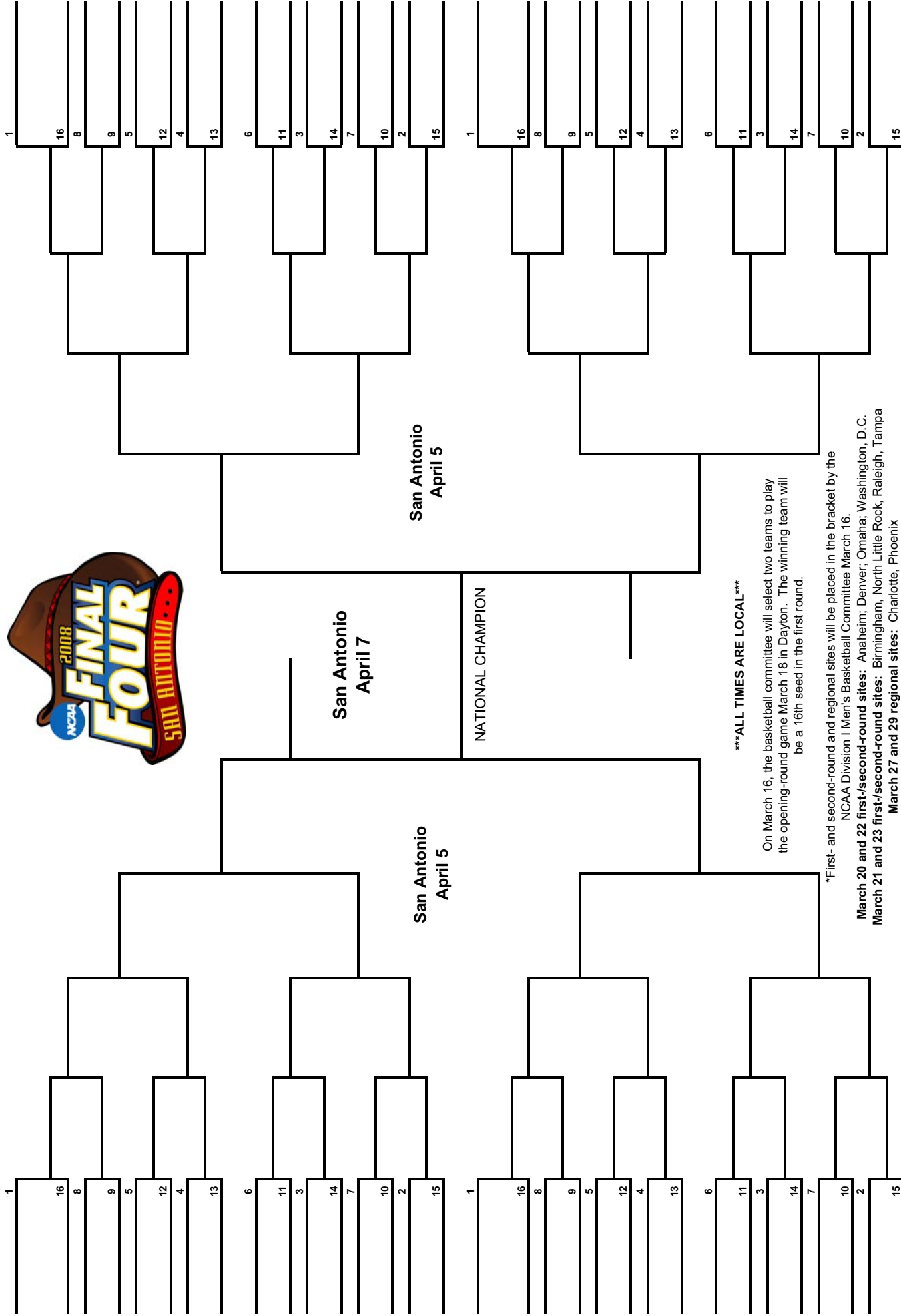
- 1953 **First Round (East Region - Fort Wayne, Ind.)**
Notre Dame 72, Eastern Kentucky 57
- 1956 **First Round (Midwest Region - Fort Wayne, Ind.)**
Morehead State 107, Marshall 92
Regional Semifinal (Midwest Region - Iowa City, Iowa)
Iowa 97, Morehead State 83
Regional Third Place (Midwest Region - Iowa City, Iowa)
Morehead State 95, Wayne State 84
- 1957 **First Round (Midwest Region - Columbus, Ohio)**
Pittsburgh 86, Morehead State 85
- 1958 **First Round (Midwest Region - Evanston, Ill.)**
Notre Dame 94, Tennessee Tech 61
- 1959 **First Round (Midwest Region - Lexington, Ky.)**
Louisville 77, Eastern Kentucky 63

- | | |
|--|---|
| <p>1960 First Round (Mideast Region - Lexington, Ky.)
Western Kentucky 107, Miami (Fla.) 84
Regional Semifinal (Mideast Region - Louisville, Ky.)
Ohio State 98 (eventual NCAA Champion), Western Kentucky 79
Regional Third Place (Mideast Region - Louisville, Ky.)
Western Kentucky 97, Ohio 87</p> <p>1961 First Round (Mideast Region - Louisville, Ky.)
Morehead State 71, Xavier 66
Regional Semifinal (Mideast Region - Louisville, Ky.)
Kentucky 71, Morehead State 64
Regional Third Place (Mideast Region - Louisville, Ky.)
Louisville 83, Morehead State 61</p> <p>1962 First Round (Mideast Region - Lexington, Ky.)
Western Kentucky 90, Detroit 81
Regional Semifinal (Mideast Region - Iowa City, Iowa)
Ohio State 93, Western Kentucky 73
Regional Third Place (Mideast Region - Iowa City, Iowa)
Butler 87, Western Kentucky 86 (OT)</p> <p>1963 First Round (Mideast Region - Evanston, Ill.)
Loyola (Ill.) 111 (eventual NCAA Champion), Tennessee Tech 42</p> <p>1964 First Round (Mideast Region - Evanston, Ill.)
Loyola (Ill.) 101, Murray State 91</p> <p>1965 First Round (Mideast Region - Bowling Green, Ky.)
DePaul 99, Eastern Kentucky 52</p> <p>1966 First Round (Mideast Region - Kent, Ohio)
Western Kentucky 105, Loyola (Ill.) 86
Regional Semifinal (Mideast Region - Iowa City, Iowa)
Michigan 80, Western Kentucky 79
Regional Third Place (Mideast Region - Iowa City, Iowa)
Western Kentucky 82, Dayton 62</p> <p>1967 First Round (Mideast Region - Lexington, Ky.)
Dayton 69, Western Kentucky 67 (OT)</p> <p>1968 First Round (Mideast Region - Kent, Ohio)
East Tennessee 79, Florida State 69
Regional Semifinal (Mideast Region - Lexington, Ky.)
Ohio State 79, East Tennessee 72
Regional Third Place (Mideast Region - Lexington, Ky.)
Marquette 69, East Tennessee 57</p> <p>1969 First Round (Mideast Region - Carbondale, Ill.)
Marquette 82, Murray State 62</p> <p>1970 First Round (Mideast Region - Dayton, Ohio)
Jacksonville 109, Western Kentucky 96</p> <p>1971 First Round (Mideast Region - South Bend, Ind.)
Western Kentucky 74, Jacksonville 72
Regional Semifinal (Mideast Region - Athens, Ga.)
Western Kentucky 107, Kentucky 83
Regional Final (Mideast Region - Athens, Ga.)
Western Kentucky 81, Ohio State 78 (OT)
National Semifinal (Final Four - Houston, Texas)
Villanova 92, Western Kentucky 89 (2OT)
National Third Place (Final Four - Houston, Texas)
Western Kentucky 77, Kansas 75</p> <p>1972 First Round (Mideast Region - Knoxville, Tenn.)
Florida State 83, Eastern Kentucky 81</p> <p>1973 First Round (Mideast Region - Dayton, Ohio)
Austin Peay 77, Jacksonville 75
Regional Semifinal (Mideast Region - Nashville, Tenn.)
Kentucky 106, Austin Peay 100 (OT)
Regional Third Place (Mideast Region - Nashville, Tenn.)
Marquette 88, Austin Peay 73</p> <p>1974 First Round (Mideast Region - Terre Haute, Ind.)
Notre Dame 108, Austin Peay 66</p> <p>1975 First Round (Mideast Region - Lexington, Ky.)
Oregon State 78, Middle Tennessee 67</p> <p>1976 First Round (Mideast Region - Dayton, Ohio)
Marquette 79, Western Kentucky 60</p> <p>1977 First Round (Mideast Region - Baton Rouge, La.)
Detroit 93, Middle Tennessee 76</p> <p>1978 First Round (Mideast Region - Knoxville, Tenn.)
Western Kentucky 87, Syracuse 86 (OT)
Regional Semifinal (Mideast Region - Dayton, Ohio)
Michigan State 90, Western Kentucky 69</p> <p>1979 First Round (Mideast Region - Murfreesboro, Tenn.)
#8 Tennessee 97, #9 Eastern Kentucky 81</p> <p>1980 First Round (Mideast Region - Bowling Green, Ky.)
#10 Virginia Tech 89, #7 Western Kentucky 85 (OT)</p> <p>1981 First Round (Mideast Region - Tuscaloosa, Ala.)
#7 UAB 93, #10 Western Kentucky 68</p> <p>1982 First Round (Mideast Region - Nashville, Tenn.)
#11 Middle Tennessee 50, #6 Kentucky 44
Second Round (Mideast Region - Nashville, Tenn.)
#3 Louisville 81, #11 Middle Tennessee 56</p> | <p>1983 First Round (East Region - Hartford, Conn.)
#6 Syracuse 74, Morehead State 59</p> <p>1984 Opening Round (Dayonta, Ohio)
Morehead State 70, N.C. A&T 69
First Round (Mideast Region - Milwaukee, Wis.)
#5 Louisville 72, #12 Morehead State 59</p> <p>1985 First Round (Southeast Region - South Bend, Ind.)
#2 North Carolina 76, #15 Middle Tennessee 57</p> <p>1986 First Round (Midwest Region - Minneapolis, Minn.)
#2 Michigan 70, #15 Akron 64</p> <p>1987 First Round (Southeast Region - Birmingham, Ala.)
#14 Austin Peay 68, #3 Illinois 67
First Round (East Region - Charlotte, N.C.)
#5 Notre Dame 84, #12 Middle Tennessee 71
Second Round (Southeast Region - Birmingham, Ala.)
#6 Providence 90, #14 Austin Peay 87 (OT)</p> <p>1988 First Round (Midwest Region - Lincoln, Neb.)
#14 Murray State 78, #3 North Carolina State 75
Second Round (Midwest Region - Lincoln, Neb.)
#6 Kansas 61, #14 Murray State 58</p> <p>1989 First Round (Southeast Region - Nashville, Tenn.)
#13 Middle Tennessee 97, #4 Florida State 83
Second Round (Southeast Region - Nashville, Tenn.)
#5 Virginia 104, #13 Middle Tennessee 88</p> <p>1990 First Round (Southeast Region - Knoxville, Tenn.)
#1 Michigan State 75, #16 Murray State 71 (OT)</p> <p>1991 First Round (Southeast Region - Atlanta, Ga.)
#4 Alabama 89, #13 Murray State 79</p> <p>1992 First Round (Midwest Region - Milwaukee, Wis.)
#3 Arkansas 80, #14 Murray State 69</p> <p>1993 First Round (Southeast Region - Orlando, Fla.)
#2 Seton Hall 81, #15 Tennessee State 59</p> <p>1994 First Round (Southeast Region - St. Petersburg, Fla.)
#3 Kentucky 83, #14 Tennessee State 70</p> <p>1995 First Round (Southeast Region - Tallahassee, Fla.)
#2 North Carolina 80, #15 Murray State 70</p> <p>1996 First Round (Southeast Region - Orlando, Fla.)
#3 Georgia Tech 90, #14 Austin Peay 79</p> <p>1997 First Round (Southeast Region - Charlotte, N.C.)
#2 Duke 71, #15 Murray State 68</p> <p>1998 First Round (Midwest Region - Oklahoma City, Okla.)
#8 Rhode Island 97, #9 Murray State 74</p> <p>1999 First Round (South Region - Indianapolis, Ind.)
#4 Ohio State 72, #13 Murray State 58</p> <p>2000 First Round (West Region - Salt Lake City, Utah)
#4 LSU 64, #13 Southeast Missouri 61</p> <p>2001 First Round (Midwest Region - Kansas City, Mo.)
#2 Arizona 101, #15 Eastern Illinois 76</p> <p>2002 First Round (East Region - Chicago, Ill.)
#3 Georgia 85, #14 Murray State 68</p> <p>2003 First Round (East Region - Birmingham, Ala.)
#4 Louisville 86, #13 Austin Peay 64</p> <p>2004 First Round (Atlanta Region - Columbus, Ohio)
#5 Illinois 72, #12 Murray State 53</p> <p>2005 First Round (Austin Region - Indianapolis, Ind.)
#2 Kentucky 72, #15 Eastern Kentucky 64</p> <p>2006 First Round (Washington D.C. Region - Dayton, Ohio)
#3 North Carolina 69, #14 Murray State 65</p> <p>2007 First Round (East Region - Winston-Salem, N.C.)
#1 North Carolina 86, #16 Eastern Kentucky 65</p> |
|--|---|



2008 NCAA Division I Men's Basketball Championship

First Round* Second Round* Regionals National Semifinals National Championship National Semifinals Regionals Second Round* First Round*



WOMEN'S BASKETBALL SECTION

Southeast Missouri State's Sonya Daugherty cuts down the nets following the Redhawks title victory over Murray State last season. Daugherty scored 18 points in the 62-60 championship game victory and was named the Tournament MVP. The title was the second in a row for Southeast Missouri.



PRESEASON ALL-OVC SELECTIONS

Predicted Order of Finish

1.	Southeast Missouri (19 first-place votes)	199
2.	Samford (2)	161
3.	Murray State	155
4.	Eastern Illinois (1)	119
5.	Tennessee Tech	118
6.	UT Martin	114
7.	Eastern Kentucky	105
8.	Morehead State	100
9.	Austin Peay	69
10.	Tennessee State	48
11.	Jacksonville State	22

In a vote of Ohio Valley Conference head women's basketball coaches and sports information directors, **Southeast Missouri** was picked to repeat as OVC Champions in 2007-08. The Redhawks compiled a 24-8 overall record and a 16-4 Conference mark to win their second straight OVC regular-season and tournament titles. Southeast Missouri senior **Missy Whitney** was tabbed the 2007-08 OVC Preseason Player of the Year.

Southeast Missouri garnered 19 of the 22 possible first-place votes with **Samford** (2) and **Eastern Illinois** (1) claiming the other first-place nods. Samford finished second in the polling, followed by **Murray State** in third and Eastern Illinois in fourth. Last season, Samford was fourth while Murray State was second and Eastern Illinois was ninth. **Tennessee Tech** was picked fifth, followed by **UT Martin** in sixth and **Eastern Kentucky** in seventh. Those three teams all finished in the top eight of the league standings and made the OVC Tournament. **Morehead State** tabbed eighth followed by **Austin Peay**, **Tennessee State** and **Jacksonville State**.

Preseason All-OVC Team

G	Jessica Huffman, Eastern Illinois	5'7	So.
G	Crystal Jones, Eastern Kentucky	5'9	Sr.
G	Amber Guffey, Murray State	5'8	Jr.
F	Rachel Galligan, Eastern Illinois	6'2	Jr.
F	Alex Munday, Samford	6'0	Sr.
F/C	Missy Whitney, Southeast Missouri	6'2	Sr.
G/F	Ashley N. Hayes, Murray State	5'10	Jr.
G/F	Sonya Daugherty, Southeast Missouri	5'7	Jr.
F/C	Phyllisha Mitchell, UT Martin	5'10	Jr.
G/F	Obiageli Okafor, Tennessee State	5'9	Jr.

The 2007-08 All-OVC preseason's women's basketball team is headlined by Southeast Missouri forward/center **Missy Whitney**, who was selected as the OVC Preseason Player of the Year. She is joined by nine players, including two first-team All-OVC selections from last year and three second-team picks from a year ago. Whitney, who was selected to the All-OVC second team last year, ranked in the league's top 10 in points (13.2 ppg) and rebounds (7.8 ppg). The Charleston, Mo., native also led the Redhawks with 45 blocks last year. Whitney sank 42.8-percent of field goals while nailing 38.8-percent of her 3-point field goal attempts in 2006-07.

Eastern Illinois' **Rachel Galligan** and Samford's **Alex Munday** are the two returning first-team selections from last season. Galligan, a junior forward, is the league's top returning scorer and blocker after posting 17.2 points and 1.59 blocks per game in 2006-07. She also led the Panthers with 8.3 rebounds per outing last season. Munday, a senior forward, ranked in the Conference top 10 in scoring (14.0), free-throw percentage (84.1%) and 3-point field-goal percentage (40.5%).

Joining Whitney as a second-team returnee is Eastern Illinois' **Jessica Huffman**, Eastern Kentucky's **Crystal Jones** and Murray State's **Amber Guffey**. Huffman, a sophomore guard, was selected as the 2006-07 OVC Freshman of the Year after finishing with 16.9 points per game to rank third in the league. Jones, a senior guard, was also an all-newcomer pick from last year. She averaged 16.1 points while hitting 48.9-percent of her field goal attempts. A junior guard, Guffey ranked among league leaders in points (13.0 ppg), assists (4.26 apg), free-throw percentage (84.1%) and 3-point field goal percentage (40.3%).

The preseason All-OVC team also features four players who did not receive All-Conference honors last year. That includes Southeast Missouri's **Sonya Daugherty**, Murray State, **Ashley N. Hayes**, UT Martin's **Phyllisha Mitchell** and Tennessee State's **Obiageli Okafor**. Daugherty, who was selected as the 2007 OVC Tournament MVP, ranked seventh in the league with 14.2 points per game. Hayes tallied 12.5 points per game while Mitchell averaged 12.1 points to rank among league leaders. Okafor put up 14.2 points per outing to finish sixth in the Conference.

2007-08 OVC WOMEN'S NOTES/PREVIEW

Let the Season Begin: The 2007-08 campaign kicks off with a pair of exhibition games on Nov. 1. Eastern Illinois will host Truman State while Southeast Missouri welcomes Auburn-Montgomery. The regular-season begins on Nov. 9 with Conference play starting Dec. 6. This year marks the Ohio Valley Conference's 30th season of women's basketball. Seven different teams have won a regular-season title with Tennessee Tech leading the way with 15.

Back to Municipal: The Ohio Valley Conference Basketball Tournament, which will be held in Nashville for the 14th time in 15 years, will return to Municipal Auditorium this season for the first time since 2004. The two-day event has previously been held at the Sommet Center (formerly the Gaylord Entertainment Center). The tourney was also held at Municipal in 1989, 1994 and 1995.

From Player to Coach: Nine former OVC Women's basketball players are now serving as head or assistant coaches in the league with seven serving on the staff of their Alma Mater. Austin Peay's skipper Carrie Daniels played for the Lady Govs where she was a member of the 1996 team that made the program's first trip to the NCAA Tournament. Jacksonville State assistant coach Gerlonda Hardin was named the 2003-04 OVC Player of the Year while a member of the Austin Peay squad. She led the Lady Govs to four OVC Tournament titles. Samford assistant Clarissa Thompson, who played for the Bulldogs from 1998-2000, dished out 336 assists which ranks second all-time at the school. Tennessee State head coach Tracee Wells and assistant Tamara Washington were both members of the Lady Tigers. Wells was apart of the TSU squad that won the 1995 OVC Tournament title. UT Martin skipper Tara Tansil was a standout on the Skyhawk squad and still holds the school records for free-throw attempts (751), free throws made (564) and 3-point attempts (415). Skyhawk assistant Jessica Grayson was a member of the Austin Peay team that won two league tournament titles. Eastern Kentucky assistant Lisa Pace was a four-year letter winner for the Lady Colonels. Tennessee Tech assistant Misty Garrett was apart of four Golden Eagle teams that won or shared an OVC regular-season title.

New Faces: The Ohio Valley Conference will have two new head coaches this season. Morehead State will be under the new direction of Mike Bradbury while Murray State welcomes first-year skipper Jody Adams. Bradbury comes to the Eagles after serving as the top assistant at Xavier University. He also had stints at Cincinnati, East Tennessee State, Virginia and Chattanooga. Adams takes over the Racer program after spending three years as the associate head coach at Southern Illinois. She also spent time as the associate head coach at UMKC as well as the assistant coach at Minnesota, Wake Forest and Auburn.

Welcome Back: The OVC will have half its starters returning from last season. Tennessee State is the only squad that will have its starting lineup intact from last year while Eastern Illinois, Murray State, Southeast Missouri and Tennessee Tech all have four starters coming back. Eastern Kentucky and Samford return three starters while Austin Peay and Morehead State each have a pair of starting players coming back from last year's team. Jacksonville State has just one starter from 2006-07 squad coming back. The Gamecocks have one of the youngest teams in the nation this season as they have no seniors on the team. Despite having all five starters returning, the Lady Tigers have just one senior on the squad.

Preseason WNIT: Samford will participate in the 2007-08 Preseason WNIT Tournament. The Bulldogs will face LSU in the first round of play. It marks the fourth time since 1994 that an OVC team has played in the Preseason WNIT. Tennessee Tech made an appearance in 1997 with Eastern Kentucky following in 2001 and Southeast Missouri in 2003.

2006-07 in Review: Southeast Missouri was picked to win the 2006-07 title and the Redhawks did not disappoint as they went on to win their second-straight

regular-season title as well as their second consecutive tournament crown last season. Southeast Missouri earned the top spot in the OVC tourney after compiling 24-8 overall record and a 16-4 league mark. The Redhawks edged out Austin Peay, 58-54, in first round action and defeated Samford (57-51) and Murray State (60-52) in the semifinals and finals, respectively. With the tournament win, Southeast Missouri earned the league's automatic bid to the NCAA Tournament. The Redhawks, who earned a 14-seed, fell to Oklahoma, 74-60, in the NCAA first round. Murray State also made a postseason appearance as the Racers fell to Arkansas State, 59-52, in the first round of the Women's National Invitational Tournament (WNIT). Southeast Missouri's John Ishee was named the OVC Coach of the Year in his first year at the helm of the Redhawk program. Murray State's Joi Scott earned OVC Player of the Year honors while Eastern Illinois' Jessica Huffman was selected as the OVC Freshman of the year. Scott led the league in scoring with 21.7 points per game and ranked second with a 58.4 field goal percentage. Huffman was third in scoring with 16.9 points per outing.

OVCsports.TV: For the second consecutive year, fans can watch EVERY Conference matchup and all non-conference home contests this season at OVCsports.TV. The venture with XOS Technologies allows fans to access live and on-demand streaming video and audio of all conference matchups on their home computer. The premium Web site was launched in July 2006 and streamed hundreds of events in its first season, including all Conference matchups in football and men's and women's basketball as well as select baseball, soccer, softball and volleyball games and OVC Championship events. Last season the OVC was one of just two Conferences nationally streaming every football and men's and women's basketball game on the Internet. Packages are available on a yearly, seasonally, monthly or per-event basis.



Eastern Illinois' Jessica Huffman was the second straight Panther to be named the OVC Freshman of the Year. Huffman averaged 16.9 points per game to rank third in the Conference last season.

RETURNING STATISTICAL LEADERS

Following are a look at the top statistical returners this season based on their production during the 2006-07 season. (Current year of eligibility indicated in parenthesis)

Scoring	Games	Pts.	Avg.
Rachel Galligan, EIU (Jr.)	29	499	17.2
Jessica Huffman, EIU (So.)	29	490	16.9
Crystal Jones, EIU (Sr.)	29	467	16.1
Obiageli Okafor, TSU (Jr.)	29	412	14.2
Sonya Daugherty, SEMO (Jr.)	30	425	14.2

Rebounding	Games	Rebs.	Avg.
Phyllisha Mitchell, UTM (Jr.)	31	280	9.0
Rachel Galligan, EIU (Jr.)	29	240	8.3
Missy Whitney, SEMO (Sr.)	32	249	7.8
Obiageli Okafor, TSU (Jr.)	29	203	7.0
Ashley Hayes, MUR (Jr.)	31	212	7.0

Assists	Games	Asst.	Avg.
Amber Guffey, MUR (Jr.)	31	132	4.26
LaDona Pierce, TSU (So.)	29	117	4.03
Niki Avery, EIU (Jr.)	30	112	3.73
Crystal Jones, EIU (Sr.)	29	107	3.69
Jessica Huffman, EIU (So.)	29	103	3.55

Steals	Games	Steals	Avg.
Jheri Booker, TSU (So.)	28	70	2.50
Crystal Jones, EIU (Sr.)	29	66	2.28
Ashley Cazee, EIU (Sr.)	30	68	2.27
Kendra Appling, TSU (Jr.)	28	60	2.14
Jessica Huffman, EIU (So.)	29	58	2.00

Field Goal Percentage	Games	FG-A	Pct.
Kellea Reeves, APSU (Sr.)	30	115-297	.584
Phyllisha Mitchell, UTM (Jr.)	31	140-280	.500
Ashley Hayes, MUR (Sr.)	31	161-326	.494
Cara Reed, TTU (Jr.)	30	90-189	.476
Crystal Fuller, UTM (Sr.)	30	33-212	.467

3-Point FG Percentage	Games	FG-A	Pct.
Nicole Holman, UTM (So.)	31	50-122	.410
Tarina Nixon, SEMO (Jr.)	31	56-137	.409
Alex Munday, SAM (Sr.)	31	45-111	.405
Amber Guffey, MUR (Jr.)	31	56-139	.403
Niki Avery, EIU (Sr.)	30	80-218	.367

ALL-TIME COACHING VICTORIES

Eastern Kentucky's Larry Joe Inman has compiled a league best 466 wins over his 27 years in the OVC. Inman is the only skipper that has coached at two different Conference members. Below is a list of where the 11 current head coaches rank in OVC history. The overall record listed includes only seasons the coaches were a member of the Ohio Valley Conference. In total, 51 coaches have led programs while a member of the OVC from 1977 to the present.

Coach	Years	Record
1. Larry Inman (MTSU/EKU)	78-86/88-present	466-305 (.605)
2. Bill Worrell (TTU)	1986-06	387-182 (.680)
3. Lewis Bivens (MTSU)	1987-97	182-103 (.639)
4. Marynell Meadors (TTU)	1977-86	181-100 (.730)
5. Teresa Phillips (TSU)	1989-00	146-155 (.485)
6. Ed Arnzen (SEMO)	1991-02	144-155 (.482)
7. Mickey Wells (MOR)	1977-84	132-70 (.653)
8. Susie Gardner (APSU)	1996-03	112-93 (.546)
9. Loretta Marlow (MOR) #	1981,1984-92	110-116 (.487)
10. Gary and Kim Van Atta (UTM)	1996-04	105-22 (.463)
15. Mike Morris (SAM)	2003-present	62-53 (.539)
27. Tara Tansil (UTM)	2004-present	34-52 (.395)
29. Brady Sallee (EIU)	2004-present	30-55 (.353)
33. John Ishee (SEMO)	2006-present	24-8 (.750)
36. Tracee Wells (TSU)	2004-present	18-66 (.214)
44. Amy Brown (TTU)	2006-present	12-18 (.400)
45. Carrie Daniels (APSU)	2006-present	10-20 (.333)
47. Becky Geyer (JSU)	2006-present	7-22 (.069)
Jody Adams (MUR)	2007-present	0-0 (.000)
Mike Bradbury (MOR)	2007-present	0-0 (.000)

- Marlow coached 6 games of the 1980-81 season for Mickey Wells
No Records for Akron (1983-87) were available.

2007-08 WOMEN'S COMPOSITE SCHEDULE

THURSDAY, NOVEMBER 1

Truman State at **Eastern Illinois** - 5 p.m. (exh.)
Auburn-Montgomery at **SE Missouri** - 5 p.m. (exh.)

SATURDAY, NOVEMBER 3

Georgetown at **Morehead State** - 2 p.m. (exh.)
Christian Brothers at **Murray State** - 7 p.m. (exh.)

SUNDAY, NOVEMBER 4

Chicago Odyssey at **Eastern Illinois** - 3 p.m. (exh.)
Fisk at **Tennessee State** - 5:30 p.m. (exh.)

MONDAY, NOVEMBER 5

Delta State at **UT Martin** - 5:30 p.m. (exh.)
Tusculum at **Tennessee Tech** - 7 p.m. (exh.)

TUESDAY, NOVEMBER 6

Christian Brothers at **Austin Peay** - 7 p.m. (exh.)
Kentucky Christian at **Morehead State** - 7 p.m. (exh.)

FRIDAY, NOVEMBER 9

Murray State at **Missouri** - 5 p.m.
Lipscomb at **UT Martin** - 5:30 p.m.
Lemoyne-Owen at **Tennessee State** - 5:30 p.m. (exh.)
Jacksonville State at **Kennesaw State** - 6 p.m.
Illinois at **Eastern Illinois** - 7 p.m.
Chattanooga at **Austin Peay** - 7 p.m.
¹Samford at **LSU** - 7 p.m.

SATURDAY, NOVEMBER 10

Duquesne at **Morehead State** - 4 p.m.
Tennessee Tech at **Memphis** - 7 p.m.
Tulsa at **Southeast Missouri** - 7:30 p.m.

SUNDAY, NOVEMBER 11

Illinois State at **Eastern Illinois** - 7 p.m.

TUESDAY, NOVEMBER 13

Central Arkansas at **UT Martin** - 5:30 p.m.
Bethel at **Murray State** - 7 p.m.
Alabama at **Samford** - 7:30 p.m.
Henderson State at **Southeast Missouri** - 7:30 p.m.

WEDNESDAY, NOVEMBER 14

Eastern Illinois at **Missouri** - TBA
Tennessee Tech at **Middle Tennessee** - TBA
Morehead State at **IUPUI** - 6 p.m.
Tennessee State at **Ohio State** - 7 p.m.
Alabama A&M at **Jacksonville State** - 7 p.m.

FRIDAY, NOVEMBER 16

¹Samford at **Preseason WNIT** - TBA

SATURDAY, NOVEMBER 17

Austin Peay at **Arkansas** - TBA
²**UT Martin** at **South Florida Classic** - TBA
¹Samford at **Preseason WNIT** - TBA
Nicholls State at **Tennessee State** - 3 p.m.
Southeast Missouri at **Central Arkansas** - 6 p.m.
West Virginia Tech at **Eastern Kentucky** - 6 p.m.
Alabama State at **Murray State** - 7 p.m.
Furman at **Jacksonville State** - 7:30 p.m.

SUNDAY, NOVEMBER 18

²**UT Martin** at **South Florida Classic** - TBA

MONDAY, NOVEMBER 19

Evansville at **Morehead State** - 6 p.m.

TUESDAY, NOVEMBER 20

Cumberland at **Southeast Missouri** - 5 p.m.
Jacksonville State at **Georgia Southern** - 6 p.m.
Eastern Illinois at **Illinois-Chicago** - 7 p.m.
Saint Louis at **Tennessee State** - 7 p.m.
Belmont at **Tennessee Tech** - 7 p.m.

WEDNESDAY, NOVEMBER 21

Marshall at **Morehead State** - 6 p.m.

FRIDAY, NOVEMBER 23

⁴Murray State at **UTC Tournament** - TBA
⁶Eastern Kentucky vs. Valparaiso - 4 p.m.
⁷Southeast Missouri vs. Texas State - 5 p.m.
³Tennessee State at **Memphis** - 6 p.m.
⁵Austin Peay vs. Texas A&M-Corpus Christi - 7 p.m.

SATURDAY, NOVEMBER 24

³Tennessee State at **La. Tech/Northwestern St.** - TBA
⁵Austin Peay vs. **North Florida/Southern Miss** - TBA
⁴Murray State at **UTC Tournament** - TBA
⁶Eastern Ky. vs. **Fla. Gulf Coast/Central Conn. St.** - TBA
⁸Samford vs. **Missouri** - 12 p.m.
Jacksonville State at **Georgia State** - 1 p.m.
⁷SE Missouri vs. **Northern Colorado** - 5 p.m.
Eastern Illinois at **Toledo** - 6 p.m.

SUNDAY, NOVEMBER 25

⁸Samford at **Florida Atlantic** - 2 p.m.

TUESDAY, NOVEMBER 27

Morehead State at **Western Kentucky** - TBA
Tennessee Tech at **Evansville** - 11 a.m.
Saint Louis at **UT Martin** - 6 p.m.
Eastern Illinois at **Bradley** - 7:05 p.m.

WEDNESDAY, NOVEMBER 28

Southern Illinois at **Austin Peay** - 7 p.m.
Troy at **Jacksonville State** - 7 p.m.
Miami (Ohio) at **Murray State** - 7 p.m.

THURSDAY, NOVEMBER 29

Indiana State at **Eastern Illinois** - 7 p.m.
NC Central St. at **Tennessee State** - 7 p.m.
Baylor at **Southeast Missouri** - 7:30 p.m.

FRIDAY, NOVEMBER 30

Tennessee Tech at **Alabama** - 7 p.m.
⁹Samford at **New Orleans** - 8 p.m.

SATURDAY, DECEMBER 1

Alice Lloyd at **Morehead State** - 1 p.m.
Austin Peay at **Kennesaw State** - 1 p.m.
⁹Samford vs. **George Washington** - 1 p.m.
¹⁰Eastern Kentucky vs. **Syracuse** - 1 p.m.
UT Martin at **Texas A&M-Corpus Christi** - 3 or 7 p.m.
Southern Miss at **Jacksonville State** - 5:30 p.m.
Belmont at **Tennessee State** - 6 p.m.
Loyola (Chicago) at **Eastern Illinois** - 7 p.m.

SUNDAY, DECEMBER 2

¹⁰Eastern Kentucky vs. **ULM/Alabama St.** - TBA
Southeast Missouri at **Purdue** - 1 p.m.

MONDAY, DECEMBER 3

UT Martin at **Texas-Pan American** - TBA

TUESDAY, DECEMBER 4

Lipscomb at **Samford** - 7 p.m.

THURSDAY, DECEMBER 6

Tennessee State at **Southeast Missouri*** - 5 p.m.
Tennessee Tech at **Eastern Illinois*** - 5 p.m.
Morehead State at **Austin Peay*** - 5:15 p.m.
Eastern Kentucky at **Murray State*** - 7 p.m.
Jacksonville State at **Samford*** - 8:30 p.m.

SATURDAY, DECEMBER 8

Eastern Kentucky at **Austin Peay*** - 2 p.m.
Jacksonville State at **UT Martin*** - 4 p.m.
Tennessee Tech at **Southeast Missouri*** - 5 p.m.
Tennessee State at **Eastern Illinois*** - 5 p.m.
Morehead State at **Murray State*** - 5:30 p.m.

SATURDAY, DECEMBER 15

¹¹Tennessee Tech at **Hawaii Tournament** - TBA
Middle Tennessee at **Austin Peay*** - 5:15 p.m.
Murray State at **Lipscomb** - 7 p.m.

SUNDAY, DECEMBER 16

¹¹Tennessee Tech at **Hawaii Tournament** - TBA
Tennessee State at **Butler** - 2 p.m.

MONDAY, DECEMBER 17

¹¹Tennessee Tech at **Hawaii Tournament** - TBA
UT Martin at **Morehead State*** - 4:15 p.m.

TUESDAY, DECEMBER 18

Murray State at **Jacksonville State*** - 5:30 p.m.
Southeast Missouri at **Samford*** - 5:30 p.m.

WEDNESDAY, DECEMBER 19

Eastern Illinois at **Morehead State*** - 4:15 p.m.
UT Martin at **Eastern Kentucky*** - 4:30 p.m.

THURSDAY, DECEMBER 20

¹²Austin Peay at **Lady Rebels Christmas Classic** - TBA
Murray State at **Samford*** - 5:30 p.m.
Southeast Missouri at **Jacksonville St.*** - 5:30 p.m.
Lipscomb at **Tennessee State** - 7 p.m.

FRIDAY, DECEMBER 21

¹²Austin Peay at **Lady Rebels Christmas Classic** - TBA
Eastern Illinois at **Eastern Kentucky*** - 1 p.m.
Southern Illinois at **Tennessee Tech** - 7 p.m.

SATURDAY, DECEMBER 22

Jacksonville State at **Alabama** - TBA
Alabama A&M at **Murray State** - 7 p.m.

THURSDAY, DECEMBER 27

Samford at **Florida State** - 7 p.m.

FRIDAY, DECEMBER 28

¹³UT Martin at **Iowa State Tournament** - TBA

SATURDAY, DECEMBER 29

¹³UT Martin at **Iowa State Tournament** - TBA
¹⁴Eastern Kentucky vs. **High Point** - 4:30 p.m.
Cincinnati at **Tennessee Tech** - 7 p.m.
Buffalo at **Southeast Missouri** - 12 p.m.

SUNDAY, DECEMBER 30

¹³UT Martin at **Iowa State Tournament** - TBA
¹⁴Eastern Kentucky vs. **Saint Peter's/Penn** - TBA
Ohio at **Morehead State** - 1 p.m.
Jacksonville State at **Colorado** - 2 p.m.

THURSDAY, JANUARY 3

Murray State at **Eastern Illinois*** - 5 p.m.
Morehead State at **Tennessee State*** - 5:30 p.m.
Austin Peay at **Tennessee Tech*** - 5:30 p.m.

SATURDAY, JANUARY 5

Tennessee Tech at **Eastern Kentucky** - 2 p.m.
Southeast Missouri at **Eastern Illinois*** - 5 p.m.
Jacksonville State at **Austin Peay*** - 5:15 p.m.
Tennessee State at **Murray State*** - 5:30 p.m.
Samford at **UT Martin*** - 5:30 p.m.

MONDAY, JANUARY 7

Murray State at **Southeast Missouri*** - 5 p.m.
Eastern Illinois at **Austin Peay*** - 5:15 p.m.
UT Martin at **Tennessee State*** - 5:30 p.m.
Samford at **Jacksonville State*** - 5:30 p.m.
Morehead State at **Tennessee Tech*** - 5:30 p.m.

THURSDAY, JANUARY 10

Eastern Kentucky at **Morehead State*** - 4:15 p.m.
UT Martin at **Eastern Illinois*** - 5 p.m.
Tennessee State at **Samford*** - 5:30 p.m.
Tennessee Tech at **Jacksonville State*** - 5:30 p.m.
Austin Peay at **Murray State*** - 5:30 p.m.

SATURDAY, JANUARY 12

Tennessee State at **Jacksonville State*** - 2 p.m.
Morehead State at **UT Martin*** - 4 p.m.
Tennessee Tech at **Samford*** - 4 p.m.
Eastern Kentucky at **Eastern Illinois*** - 5 p.m.
Southeast Missouri at **Austin Peay*** - 5:15 p.m.

THURSDAY, JANUARY 17

Samford at **Morehead State*** - 4:15 p.m.
Jacksonville State at **Eastern Kentucky*** - 4:30 p.m.
UT Martin at **Austin Peay*** - 5:15 p.m.
Southeast Missouri at **Tennessee St.*** - 5:30 p.m.
Eastern Illinois at **Tennessee Tech*** - 5:30 p.m.

SATURDAY, JANUARY 19

Murray State at **UT Martin*** - 4 p.m.
Jacksonville State at **Morehead State*** - 4:15 p.m.
Samford at **Eastern Kentucky*** - 4:30 p.m.
Eastern Illinois at **Tennessee State*** - 5:30 p.m.
Southeast Missouri at **Tennessee Tech*** - 5:30 p.m.

THURSDAY, JANUARY 24

Morehead State at **Southeast Missouri*** - 5 p.m.
UT Martin at **Samford*** - 5:30 p.m.
Jacksonville State at **Austin Peay*** - 5:30 p.m.
Eastern Kentucky at **Tennessee State*** - 5:30 p.m.
Tennessee Tech at **Murray State*** - 5:30 p.m.

SATURDAY, JANUARY 26

UT Martin at **Jacksonville State*** - 2 p.m.
Austin Peay at **Samford*** - 4 p.m.
Morehead State at **Eastern Illinois*** - 5 p.m.
Tennessee State at **Tennessee Tech*** - 5:30 p.m.
Southeast Missouri at **Murray State*** - 5:30 p.m.

THURSDAY, JANUARY 31

Murray State at **Austin Peay*** - 5:15 p.m.
Samford at **Tennessee State*** - 5:30 p.m.
Eastern Illinois at **Jacksonville State*** - 5:30 p.m.
Tennessee Tech at **UT Martin*** - 5:30 p.m.

SATURDAY, FEBRUARY 2

Eastern Illinois at **Samford*** - 4 p.m.
UT Martin at **Southeast Missouri*** - 5 p.m.
Tennessee State at **Austin Peay** - 5:15 p.m.
Jacksonville State at **Murray State*** - 5:30 p.m.
Eastern Kentucky at **Tennessee Tech*** - 5:30 p.m.

MONDAY, FEBRUARY 4

Virginia at **Morehead State** - 6 p.m.

THURSDAY, FEBRUARY 7

Southeast Missouri at Morehead State* - 4:15 p.m.
 Murray State at Eastern Kentucky* - 4:30 p.m.
 Austin Peay at Eastern Illinois* - 5 p.m.
 Tennessee State at UT Martin* - 5:30 p.m.
 Jacksonville State at Tennessee Tech* - 5:30 p.m.

SATURDAY, FEBRUARY 9

Murray State at Morehead State* - TBA
 Southeast Missouri at Eastern Kentucky* - 2 p.m.
 Eastern Illinois at UT Martin* - 4 p.m.
 Samford at Austin Peay* - 5:15 p.m.
 Tennessee Tech at Tennessee State* - 5:30 p.m.

MONDAY, FEBRUARY 11

Austin Peay at Tennessee State* - 7 p.m.

THURSDAY, FEBRUARY 14

Eastern Illinois at Southeast Missouri* - 5 p.m.
 Morehead State at Samford* - 5:30 p.m.
 UT Martin at Tennessee Tech* - 5:30 p.m.
 Murray State at Tennessee State* - 5:30 p.m.
 Eastern Kentucky at Jacksonville St.* - 5:30 p.m.

SATURDAY, FEBRUARY 16

Morehead State at Jacksonville State* - 2 p.m.
 Southeast Missouri at Tennessee Tech* - 4 p.m.
 Eastern Kentucky at Samford* - 4:00 p.m.
 Tennessee Tech at Austin Peay* - 5:15 p.m.
 Eastern Illinois at Murray State* - 5:30 p.m.

WEDNESDAY, FEBRUARY 20

Austin Peay at Southeast Missouri* - 7:30 p.m.

THURSDAY, FEBRUARY 21

Samford at Tennessee Tech* - TBA
 Eastern Kentucky at UT Martin* - 5:30 p.m.
 Illinois Tech at Eastern Illinois - 7 p.m.

SATURDAY, FEBRUARY 23

Samford at Murray State* - TBA
 Tennessee Tech at Morehead State* - 1 p.m.
 Jacksonville State at Tennessee State* - 3 p.m.
 Austin Peay at UT Martin* - 4 p.m.
 Eastern Kentucky at Southeast Missouri* - 7:30 p.m.

TUESDAY, FEBRUARY 26

Morehead State at Eastern Kentucky* - 6 p.m.

THURSDAY, FEBRUARY 28

Tennessee State at Morehead State* - 4:15 p.m.
 Austin Peay at Eastern Kentucky* - 4:30 p.m.
 Jacksonville State at Eastern Illinois* - 5 p.m.
 Samford at Southeast Missouri* - 5 p.m.
 Murray State at Tennessee Tech* - 5:30 p.m.

SATURDAY, MARCH 1

Tennessee State at Eastern Kentucky* - 2 p.m.
 Austin Peay at Morehead State* - 4:15 p.m.
 Jacksonville State at Southeast Missouri - 5 p.m.
 Samford at Eastern Illinois* - 5 p.m.
 UT Martin at Murray State* - 5:30 p.m.

TOURNAMENT KEY

- ¹ - Preseason WNIT (Campus sites)
- ² - South Florida Classic (Tampa, Fla.)
- ³ - Memphis Tournament (Memphis, Tenn.)
- ⁴ - UTC Tournament (Chattanooga, Tenn.)
- ⁵ - Lady Eagle Classic (Hattiesburg, Miss.)
- ⁶ - Florida Atlantic Tournament (Boca Raton, Fla.)
- ⁷ - Florida Gulf Coast Tournament (Fort Meyers, Fla.)
- ⁸ - New Mexico St. Thanksgiving Classic (Las Cruces, N.M.)
- ⁹ - New Orleans Tournament (New Orleans, La.)
- ¹⁰ - Louisiana-Monroe Tournament (Monroe, La.)
- ¹¹ - Hawaii Tournament (Honolulu, Hawaii)
- ¹² - Lady Rebels Christmas Classic (Las Vegas, Nev.)
- ¹³ - Iowa State Tournament (Ames, Iowa)
- ¹⁴ - Saint Peter's College Holiday Tourn. (Jersey City, N.J.)

2008-09 OVC SCHEDULE

Thursday, December 4

Austin Peay at Southeast Missouri
 Tennessee State at Eastern Illinois
 Murray State at Eastern Kentucky
 UT Martin at Morehead State

Saturday, December 6

Austin Peay at Eastern Illinois
 UT Martin at Eastern Kentucky
 Jacksonville State at Tennessee Tech
 Murray State at Morehead State
 Tennessee State at Southeast Missouri

Saturday, January 3

Morehead State at Austin Peay
 Eastern Illinois at Jacksonville State
 Southeast Missouri at Tennessee Tech
 Eastern Kentucky at Tennessee State

Monday, January 5

Eastern Kentucky at Austin Peay
 Eastern Illinois at Tennessee Tech
 Jacksonville State at Southeast Missouri
 Morehead State at Tennessee State
 Murray State at UT Martin

Thursday, January 8

Austin Peay at UT Martin
 Jacksonville State at Eastern Kentucky
 Tennessee Tech at Morehead State
 Tennessee State at Murray State

Saturday, January 10

Austin Peay at Murray State
 Eastern Illinois at Southeast Missouri
 Tennessee Tech at Eastern Kentucky
 Jacksonville State at Morehead State
 Tennessee State at UT Martin

Thursday, January 15

Eastern Kentucky at Eastern Illinois
 Murray State at Jacksonville State
 Morehead State at Southeast Missouri
 UT Martin at Tennessee Tech

Saturday, January 17

Austin Peay at Tennessee State
 Morehead State at Eastern Illinois
 Eastern Kentucky at Southeast Missouri
 UT Martin at Jacksonville State
 Murray State at Tennessee Tech

Thursday, January 22

Tennessee Tech at Austin Peay
 Eastern Illinois at Murray State
 Jacksonville State at Tennessee State
 Southeast Missouri at UT Martin

Saturday, January 24

Jacksonville State at Austin Peay
 Eastern Illinois at UT Martin
 Eastern Kentucky at Morehead State
 Southeast Missouri at Murray State
 Tennessee Tech at Tennessee State

Thursday, January 29

Austin Peay at Eastern Kentucky
 Tennessee Tech at Eastern Illinois
 Jacksonville State at Southeast Missouri
 Tennessee State at Morehead State

Saturday, January 31

Austin Peay at Morehead State
 Jacksonville State at Eastern Illinois
 Tennessee State at Eastern Kentucky
 UT Martin at Murray State
 Tennessee Tech at Southeast Missouri

Thursday, February 5

UT Martin at Austin Peay
 Tennessee Tech at Eastern Kentucky
 Morehead State at Jacksonville State
 Murray State at Tennessee State

Saturday, February 7

Murray State at Austin Peay
 Southeast Missouri at Eastern Illinois
 Eastern Kentucky at Jacksonville State
 Morehead State at Tennessee Tech
 UT Martin at Tennessee State

Thursday, February 12

Eastern Illinois at Morehead State
 Southeast Missouri at Eastern Kentucky
 Jacksonville State at UT Martin
 Tennessee Tech at Murray State

Saturday, February 14

Tennessee State at Austin Peay
 Eastern Illinois at Eastern Kentucky
 Jacksonville State at Murray State
 Southeast Missouri at Morehead State
 UT Martin at Tennessee State

Thursday, February 19

Austin Peay at Jacksonville State
 UT Martin at Eastern Illinois
 Murray State at Southeast Missouri
 Tennessee State at Tennessee Tech

Saturday, February 21

Austin Peay at Tennessee Tech
 Murray State at Eastern Illinois
 Morehead State at Eastern Kentucky
 Tennessee State at Jacksonville State
 UT Martin at southeast Missouri

Thursday, February 26

Eastern Illinois at Austin Peay
 Eastern Kentucky at Tennessee-Martin
 Morehead State at Murray State
 Southeast Missouri at Tennessee State

Saturday, February 28

Southeast Missouri at Austin Peay
 Eastern Illinois at Tennessee State
 Eastern Kentucky at Murray State
 Tennessee Tech at Jacksonville State
 Morehead State at UT Martin

Tuesday, March 3

OVC Tournament First Round (at campus sites)

Friday, March 6

OVC Tournament Semifinals
 (Sommet Center, Nashville, Tenn.)

Saturday, March 7

OVC Tournament Final
 (Sommet Center, Nashville, Tenn.)

All Future Schedules Are Subject to Change



AUSTIN PEAY LADY GOVS

2007-08 SCHEDULE

NOVEMBER

6	CHRISTIAN BROTHERS (exhibition)	7:00 p.m.
9	CHATTANOOGA	7:00 p.m.
17	at Arkansas	TBA
23	vs. Texas A&M-Corpus Christi ¹	7:00 p.m.
24	vs. North Florida/Southern Miss ¹	TBA
28	SOUTHERN ILLINOIS*	7:00 p.m.

DECEMBER

1	at Kennesaw State	1:00 p.m.
6	MOREHEAD STATE*	5:15 p.m.
8	EASTERN KENTUCKY*	2:00 p.m.
15	MIDDLE TENNESSEE	5:15 p.m.
20	at Lady Rebels Christmas Classic ²	TBA
21	at Lady Rebels Christmas Classic ²	TBA

JANUARY

3	at Tennessee Tech*	5:30 p.m.
5	JACKSONVILLE STATE*	5:15 p.m.
7	EASTERN ILLINOIS*	5:15 p.m.
10	at Murray State*	5:30 p.m.
12	SOUTHEAST MISSOURI*	5:15 p.m.
17	TENNESSEE-MARTIN*	5:15 p.m.
24	at Jacksonville State*	5:30 p.m.
26	at Samford*	5:00 p.m.
31	MURRAY STATE*	5:15 p.m.

FEBRUARY

2	TENNESSEE STATE*	5:15 p.m.
7	at Eastern Illinois*	5:00 p.m.
9	SAMFORD*	5:15 p.m.
11	at Eastern Illinois*	5:00 p.m.
16	TENNESSEE TECH*	5:15 p.m.
20	at Southeast Missouri*	7:30 p.m.
23	at Tennessee-Martin*	4:00 p.m.
28	at Eastern Kentucky*	TBA

MARCH

1	at Morehead State*	4:00 p.m.
4	OVC Tournament ³	TBA
7-8	OVC Tournament ⁴	TBA

¹ Lady Eagle Classic (Hattiesburg, Miss.)

² Lady Rebels Christmas Classic (Las Vegas, Nev.)

³ OVC Tournament First Round (campus sites)

⁴ OVC Tournament Semis/Finals (Nashville, Tenn.)

* Ohio Valley Conference Game

Home Games in Bold

All Times Central and Subject to Change

TEAM NOTES

• Austin Peay returns just two starters in seniors Kellea Reeves and Ashlee McGee from last year's squad. Reeves recorded 9.5 points per game while McGee registered 7.8 points per outing.

• The Lady Govs welcome seven newcomers this season including freshman Ashley Herring and sophomore transfer Janay Armstrong.

• Austin Peay's 2007-08 schedule feature's three teams - Chattanooga, Middle Tennessee and Southeast Missouri - that advanced to the NCAA Tournament and three squads - Ball State, Murray State and Southern Illinois - that made trips to the WNIT.

Basic Information

Location: Clarksville, Tenn.
 Enrollment: 9,207
 Founded: 1927
 Nickname: Lady Govs
 Colors: Red and White
 President: Tim Hall
 Athletic Director: Dave Loos
 Arena: .. Dunn Center/Dave Aaron Arena (7,875)

Media Relations

Women's Basketball Contact: Cody Bush
 Office Phone: (931) 221-7561
 Cell Phone: (931) 980-4940
 Fax: (931) 221-7562
 Email: bushc@apsu.edu
 Web site: www.APSUGovernors.com
 Press Row Phone: (931) 221-7155

Team Information

Players Returning/Lost..... 6/5
 Starters Returning/Lost 2/5
 2006-07 Record/OVC (Finish): ... 10-20/9-11 (t7th)
 Postseason: OVC Tournament 1st round

All-Time Record: 355-460 (.436)
 All-Time OVC Record: 175-257 (.405)
 Joined OVC: 1962

OVC Regular Season Titles (3)

1995-96, 2002-03, 2003-04

OVC Tournament Titles (5)

1996, 2001, 2002, 2003, 2004

NCAA Tournament Appearances (5)

1996, 2001, 2002, 2003, 2004


2007-08 ROSTER

No.	Name	Pos.	Ht.	Yr.	Hometown (Last School)
1	Salem Richardson	G/F	5'8	Fr.	Ashland City, Tenn. (Harpeth)
2	Darcie Warner	G	5'6	Fr.	French Lick, Ind. (Springs Valley)
4	Alex Bivens	G	5'8	Fr.	Murfreesboro, Tenn. (Riverdale)
12	Megan Anderson	G	5'6	Jr.	Spring Hill, Tenn. (Spring Hill)
14	Ashlee McGee	PG	5'6	Sr.	Fishers, Ind. (Hamilton Southeastern)
15	Keri Reese	C	6'3	Sr.	Cleveland, Ohio (Cincinnati State CC)
23	Amber Bacon	G	5'6	Sr.	Millington, Tenn. (Millington Central)
24	April Thomas	F	5'9	Jr.	Clarksville, Tenn. (Chattanooga State CC)
33	Ashley Herring	G/F	5'9	Fr.	Memphis, Tenn. (Bartlett)
34	Nicole Jamen	F	5'11	So.	Wheeling, W.Va. (Mt. de Chantel Visitation)
50	Janay Armstrong	C	6'1	So.	Columbia, Tenn. (West Virginia)
55	Kellea Reeves	C	6'2	Sr.	Jackson, Tenn. (Jackson Central-Merry)

COACHING STAFF

Head Coach Carrie Daniels

Alma Mater: Austin Peay, 1996
Hometown: Scottsburg, Ind.
Family: Husband - Billy
 Children - Dalton
Career Record: 10-20 (1 yr.)
School Record: 10-20 (1 yr.)
OVC Record: 9-11
OVC Tournament Appearances: none
NCAA Tournament Appearances: none



Assistant Coaches

Marcus Payne ... 4th season (Southwestern (Kan.), 1986)
 Camryn Whitaker ... 2nd season (Western Kentucky, 2005)

Career Head Coaching Record

Year	School	Overall	Conf.	Year	School	Overall	Conf.
2006-07	Austin Peay	10-20	9-11				

Coach Daniels Facts

Daniels was a member of the 1996 Austin Peay women's basketball team that made the university's first trip to the NCAA Tournament. At the time of her graduation, she was only the second player in school history to compile 1,000 points, 500 rebounds, 200 assists and 200 steals during her career...Earned the 1996 Joy Award, given to the top senior athlete at Austin Peay...Prior to coming to APSU, she was an assistant at Western Kentucky (1999-2006) and UNLV (1996-99).

2006-07 STATISTICS

PLAYER	TOTAL					3-POINTERS				REBOUNDS					PTS-AVG				
	GP-GS	MIN	AVG	FG-FGA	PCT	FG-FGA	PCT	FT-FTA	PCT	OFF	DEF	TOT	AVG	PF-FO	A	TO	BLK	STL	PTS-AVG
WATSON, Alicia	29-19	717	24.7	108-276	.391	12-48	.250	63-97	.649	72	132	204	7.0	78-1	61	87	18	33	291-10.0
<i>Conference-Only</i>	19-17	508	26.7	86-202	.426	10-34	.294	46-74	.622	54	106	160	8.4	60-1	40	60	11	26	228-12.0
BACON, Amber	29-18	767	26.4	104-268	.388	56-154	.364	21-25	.840	20	60	80	2.8	48-0	44	44	4	21	285-9.8
<i>Conference-Only</i>	19-13	543	28.6	72-186	.387	39-106	.368	21-24	.875	17	41	58	3.1	31-0	35	28	4	14	204-10.7
REEVES, Kellea	30-20	653	21.8	115-197	.584	0-0	.000	55-72	.764	28	92	120	4.0	98-6	19	74	7	13	285-9.5
<i>Conference-Only</i>	20-12	463	23.2	95-155	.613	0-0	.000	48-64	.750	18	63	81	4.1	69-5	14	49	3	10	238-11.9
HALE, Sandra	30-25	979	32.6	92-282	.326	28-104	.269	56-78	.718	16	69	85	2.8	50-0	81	65	0	51	268-8.9
<i>Conference-Only</i>	20-16	665	33.2	66-180	.367	20-66	.303	44-62	.710	11	50	61	3.1	37-0	59	31	0	37	196-9.8
McGEE, Ashlee	30-24	1010	33.7	75-211	.355	17-63	.270	66-93	.710	29	70	99	3.3	69-2	105	99	4	42	233-7.8
<i>Conference-Only</i>	20-17	705	35.2	49-143	.343	12-43	.279	57-76	.750	24	48	72	3.6	45-1	81	66	3	24	167-8.4
LINK, Breana	30-21	630	21.0	71-148	.480	7-26	.269	45-58	.776	56	65	121	4.0	71-3	13	32	4	17	194-6.5
<i>Conference-Only</i>	20-12	404	20.2	49-102	.480	4-19	.211	32-42	.762	44	36	80	4.0	48-2	11	17	1	8	134-6.7
RESSE, Keri	27-15	339	12.6	29-74	.392	0-0	.000	31-48	.646	31	48	79	2.9	56-0	7	42	16	6	89-3.3
<i>Conference-Only</i>	17-7	173	10.2	14-40	.350	0-0	.000	15-21	.714	14	26	40	2.4	30-0	5	20	3	5	43-2.5
JAMEN, Nicole	29-2	320	11.0	33-87	.379	0-1	.000	12-26	.462	25	33	58	2.0	29-0	8	28	0	15	78-2.7
<i>Conference-Only</i>	19-1	154	8.1	14-47	.298	0-1	.000	6-9	.667	17	19	36	1.9	15-0	3	13	0	11	34-1.8
GOETZKE, Jackie	28-3	292	10.4	30-57	.526	5-18	.278	2-3	.667	21	48	69	2.5	37-1	8	15	7	9	67-2.4
<i>Conference-Only</i>	19-2	166	8.7	14-31	.452	4-11	.364	1-1	1.000	14	25	39	2.1	20-0	2	7	4	6	33-1.7
BENFORD, Tiffany	25-3	200	8.0	14-41	.341	0-1	.000	12-21	.571	8	13	21	0.8	15-0	6	21	0	11	40-1.6
<i>Conference-Only</i>	16-3	147	9.2	13-28	.464	0-0	.000	4-7	.571	4	10	14	0.9	13-0	5	13	0	9	30-1.9
ANDERSON, Megan	24-0	112	4.7	4-18	.222	1-10	.100	6-7	.857	4	4	8	0.3	4-0	2	6	1	2	15-0.6
<i>Conference-Only</i>	16-0	71	4.4	3-13	.231	0-5	.000	3-4	.750	3	4	7	0.4	3-0	1	4	1	2	9-0.6
ROE, Lapinia	1-0	5	5.0	0-0	.000	0-0	.000	0-0	.000	0	0	0	0.0	0-0	0	0	0	0	0-0.0
<i>Conference-Only</i>	0-0	0	0.0	0-0	.000	0-0	.000	0-0	.000	0	0	0	0.0	0-0	0	0	0	0	0-0.0
Total	30			675-1659	.407	126-425	.296	369-528	.699	370	690	1060	35.3	555-13	354	527	61	220	1845-61.5
<i>Conference-Only</i>	20			475-1127	.421	89-285	.312	277-384	.721	263	461	724	36.2	371-9	256	314	30	152	1316-65.8
Opponents	30			712-1679	.424	140-433	.323	439-602	.729	373	707	1080	36.0	497-11	354	483	83	286	2003-66.8
<i>Conference-Only</i>	20			474-1094	.433	91-266	.342	311-421	.739	225	450	675	33.8	340-9	240	300	52	173	1350-67.5

Attendance

	APSU	Opponents
Total	13,044	18,309
Home Games/Avg.	13/1,003	15/1,172
Neutral Sites/Avg.	-	2/364

Scoring By Period

	1st	2nd	OT	Total
Austin Peay	843	1000	2	1845
Opponents	966	1029	8	2003

Deadball Rebounds

	Off.	Def.	Total
Austin Peay	65	2	67
Opponents	64	2	66

2006-07 RESULTS (10-20, 9-11 OVC – Home: 7-6, Away: 3-12, Neutral: 0-2)

NOVEMBER

10	at Chattanooga	L, 56-80
14	EVANSVILLE	W, 74-72
18	ARKANSAS	L, 46-58
24	vs. Lipscomb ¹	L, 55-56
25	vs. Central Arkansas ¹	L, 61-67 (OT)

DECEMBER

2	TENNESSEE TECH*	W, 66-57
4	at Middle Tennessee	L, 49-80
7	at Morehead State*	L, 61-66
9	at Eastern Kentucky*	L, 55-69
19	KENNESAW STATE	L, 49-56
21	at Evansville	L, 44-72

JANUARY

2	TENNESSEE-MARTIN*	W, 57-55
4	at Jacksonville State*	W, 74-67
6	at Eastern Illinois*	W, 74-62
11	MURRAY STATE*	L, 64-64
13	SOUTHEAST MISSOURI*	W, 75-60
18	at Tennessee-Martin*	L, 54-64
25	JACKSONVILLE STATE*	W, 83-74
27	SAMFORD*	L, 54-68
29	at Southeast Missouri	L, 56-67

FEBRUARY

1	at Murray State*	W, 82-70
3	at Tennessee State*	L, 71-84
8	EASTERN ILLINOIS*	L, 61-79
10	at Samford*	L, 55-67
12	TENNESSEE STATE*	L, 71-84
17	at Tennessee Tech*	L, 51-63
22	EASTERN KENTUCKY*	L, 69-76
24	MOREHEAD STATE*	W, 74-66
27	at Southeast Missouri ²	L, 54-58

¹Lady Tiger Classic (Memphis, Tenn.)

²O'Reilly OVC Tournament First Round Game

* Ohio Valley Conference Game

Home Games in Bold



Ashlee McGee
Point Guard • Senior
Averaged 7.8 pts. and 3.3 rebs. last season



EASTERN ILLINOIS PANTHERS

2007-08 SCHEDULE

NOVEMBER

1	TRUMAN STATE (exhibition)	5:00 p.m.
5	CHICAGO ODYSSEY (exh.)	3:00 p.m.
9	ILLINOIS	7:00 p.m.
11	ILLINOIS STATE	7:00 p.m.
15	at Missouri	6:30 p.m.
20	at Illinois-Chicago	7:00 p.m.
24	at Toledo	6:00 p.m.
27	at Bradley	7:05 p.m.
29	INDIANA STATE	7:00 p.m.

DECEMBER

1	LOYOLA (CHICAGO)	7:00 p.m.
6	TENNESSEE TECH*	5:00 p.m.
8	TENNESSEE STATE*	5:00 p.m.
19	at Morehead State*	4:15 p.m.
21	at Eastern Kentucky*	6:00 p.m.

JANUARY

3	MURRAY STATE*	5:00 p.m.
5	SOUTHEAST MISSOURI*	5:00 p.m.
7	at Austin Peay*	5:15 p.m.
10	TENNESSEE-MARTIN*	5:00 p.m.
12	EASTERN KENTUCKY*	5:00 p.m.
17	at Tennessee Tech*	5:30 p.m.
19	at Tennessee State*	5:30 p.m.
26	MOREHEAD STATE*	5:00 p.m.
31	at Jacksonville State*	5:30 p.m.

FEBRUARY

2	at Samford*	4:00 p.m.
7	AUSTIN PEAY*	5:00 p.m.
9	at Tennessee-Martin*	4:00 p.m.
14	at Southeast Missouri*	5:00 p.m.
16	at Murray State*	5:30 p.m.
21	ILLINOIS TECH	7:00 p.m.
28	JACKSONVILLE STATE*	5:00 p.m.

MARCH

1	SAMFORD*	5:00 p.m.
4	OVC Tournament 1	TBA
7-8	OVC Tournament 2	TBA

¹ OVC Tournament First Round (campus sites)
² OVC Tournament Semis/Finals (Nashville, Tenn.)
 * Ohio Valley Conference Game

Home Games in Bold
 All Times Central and Subject to Change

TEAM NOTES

• The Panther's offensive excellence highlighted the 2006-07 campaign. Rachel Galligan (499 points) and Jessica Huffman (490) finished just shy of becoming the first set of EIU teammates to reach the 500-point plateau since 1982. The 989 combined points were the primary reason EIU scored 2,085 points as a team, the seventh-highest total in program history, and fourth best in the Division I era (1983-present).

• Eastern Illinois had back-to-back OVC Freshmen of the Year award winners after Jessica Huffman earned the accolade last year. She followed Rachel Galligan who was named the 2005-06 OVC Freshman of the Year. Huffman broke nine EIU freshman marks and scored a school-record 38 points in the loss to Morehead State.

Basic Information

Location: Charleston, Ill.
 Enrollment: 12,179
 Founded: 1895
 Nickname: Panthers
 Colors: Blue and Gray
 President: Dr. William Perry
 Interim Athletic Director: Ken Baker
 Arena (Capacity): Lantz Arena (5,300)

Media Relations

Women's Basketball Contact: Ben Turner
 Office Phone: (217) 581-7020
 Cell Phone: (217) 549-7965
 Fax: (217) 581-7001
 Email: bwturner@eiu.edu
 Web site: www.EIUpantthers.com
 Press Row Phone: (217) 581-5135

Team Information

Players Returning/Lost 11/4
 Starters Returning/Lost 4/1
 2006-07 Record/OVC (Finish): 7-13 (9th)
 Postseason: none
 All-Time Record: 95-207 (.315)
 All-Time OVC Record: 65-125 (.342)
 Joined OVC: 1996

OVC Regular Season Titles

none

OVC Tournament Titles

none

NCAA Tournament Appearances

none


2007-08 ROSTER

No.	Name	Pos.	Ht.	Yr.	Hometown (Last School)
3	Jessica Huffman	G	5'7	So.	Whiteland, Ind. (Whiteland)
5	Marie Baker	F	6'2	So.	Arlington Heights, Ill. (Prospect)
11	Jerika Carpenter	G	5'9	Fr.	Peoria, Ill. (Woodruff)
12	Lauren Sturtevant	F	5'10	So.	Fishers, Ind. (Indianapolis Cathedral)
15	Ellen Canale	G	5'9	Jr.	Canton, Mich. (Plymouth-Salem)
20	Megan Edwards	G	5'7	R-So.	Des Plaines, Ill. (Maine West)
22	Dominique Simms	G	5'10	So.	Wichita Falls, Texas (Panola College)
23	Brittney Coleman	G	5'10	Sr.	Farmington Hills, Mich. (Labette CC)
24	Ashley Thomas	G	5'8	So.	Moline, Ill. (Moline)
33	Ashley Blue	F	5'10	Jr.	Knoxville, Tenn. (Cleveland State CC)
41	Maggie Kloak	F	6'1	So.	Elmwood Park, Ill. (Fenwick)
42	Lindsey Kluempers	F	6'1	Jr.	Fishers, Ind. (Hamilton Southeastern)
43	Julie Lipperd	F	6'2	Jr.	Versailles, Ind. (South Ripley)
52	Rachel Galligan	F	6'2	Jr.	Bloomington, Ill. (Central Catholic)

COACHING STAFF

Head Coach Brady Sallee

Alma Mater: Thomas Moore College, 1993
Hometown: Lexington, Ky.
Family: Wife - Mandy
 Children - Avery and Taryn
Career Record: 30-55 (3 yrs.)
School Record: Same
OVC Record: 19-37
OVC Tournament Appearances: none
NCAA Tournament Appearances: none



Assistant Coaches

Quacy Barnes 2nd season (Indiana, 1998)
 Lee Buchanan 1st season (Murray State, 1983)
 Jackie Moore 1st season (Christian Brothers, 2005)

Career Head Coaching Record

Year	School	Overall	Conf.	Year	School	Overall	Conf.
2004-05	Eastern Illinois	10-17	3-13	2006-07	Eastern Illinois	10-19	7-13
2005-06	Eastern Illinois	10-19	9-11				

Coach Sallee Facts

Sallee has coached four players who have earned Freshman of the Year honors in their respective leagues, including Rachel Galligan and Jessica Huffman, who were named OVC Freshman of the Year in 2005-06 and 2006-07, respectively..Played collegiate baseball at Thomas Moore College, where he was a four-year starting pitcher..Was an assistant coach at Idaho State (1994-95), Kent State (1996-02) and East Carolina (2003-04) before being hired as the head coach at Eastern Illinois.

2006-07 STATISTICS

PLAYER	GP-GS	MIN	TOTAL			3-POINTERS			REBOUNDS			AVG	PF-FO	A	TO	BLK	STL	PTS-AVG	
			FG-FGA	PCT	FG-FGA	PCT	FT-FTA	PCT	OFF	DEF	TOT								
GALLIGAN, Rachel	29-29	858	29.6	172-369	.466	0-1	.000	155-204	.760	69	171	240	8.3	78-1	18	61	46	33	499-17.2
Conference-Only	20-20	633	31.7	119-261	.456	0-0	.000	103-137	.752	49	124	173	8.7	54-1	12	43	35	24	341-17.1
HUFFMAN, Jessica	29-28	868	29.9	169-401	.421	41-117	.350	111-156	.712	14	85	99	3.4	82-3	103	170	4	58	490-16.9
Conference-Only	20-19	590	29.5	114-282	.404	28-76	.368	80-111	.721	9	58	67	3.4	57-3	60	109	2	35	336-16.8
THOMAS, Ashley	29-27	863	29.8	98-247	.397	39-107	.364	45-60	.750	22	99	121	4.2	84-3	68	68	8	42	280-9.7
Conference-Only	20-18	604	30.2	65-171	.380	26-69	.377	42-51	.824	19	66	85	4.3	56-2	48	44	7	36	198-9.9
ECK, Meggie	28-16	693	24.8	62-178	.348	54-153	.353	12-16	.750	6	26	32	1.1	34-0	36	26	1	21	190-6.8
Conference-Only	20-8	451	22.6	33-114	.289	28-96	.292	7-8	.875	2	15	17	0.9	21-0	23	13	1	14	101-5.1
Canale, Ellen	26-23	589	22.7	38-112	.339	4-18	.222	74-95	.779	41	68	109	4.2	89-6	54	72	12	21	154-5.9
Conference-Only	20-20	477	23.9	30-92	.326	4-12	.333	54-68	.794	38	52	90	4.5	67-4	40	52	10	17	118-5.9
COLEMAN, Brittney	16-0	217	13.6	24-70	.343	5-16	.313	20-35	.571	11	25	36	2.3	36-0	15	30	3	14	73-4.6
Conference-Only	7-0	58	8.3	5-22	.227	0-4	.000	0-0	.000	4	4	8	1.1	12-0	0	8	0	5	10-1.4
MAXEDON, Amanda	29-2	474	16.3	44-78	.564	2-8	.250	15-23	.652	30	57	87	3.0	29-0	19	23	7	22	105-3.6
Conference-Only	20-1	339	17.0	28-54	.519	2-8	.250	7-13	.538	22	43	65	3.3	20-0	11	18	5	15	65-3.3
LIPPERD, Julie	26-0	245	9.4	33-64	.516	0-0	.000	23-30	.767	26	35	61	2.3	29-0	9	29	5	4	89-3.4
Conference-Only	17-0	130	7.6	23-38	.605	0-0	.000	9-11	.818	9	17	26	1.5	16-0	4	19	5	1	55-3.2
SCAGGS, Meagan	29-20	411	14.2	27-60	.450	3-7	.429	10-15	.667	33	71	104	3.6	59-1	23	40	12	10	67-2.3
Conference-Only	20-14	331	16.6	20-44	.455	1-5	.200	8-11	.727	26	53	79	4.0	42-1	20	34	11	7	49-2.5
KLUEMPERS, Lindsey	29-0	285	9.8	17-46	.370	0-8	.000	21-28	.750	29	31	60	2.1	23-0	11	21	2	11	55-1.9
Conference-Only	20-0	186	9.3	9-28	.321	0-5	.000	8-13	.615	14	18	32	1.6	16-0	7	18	2	4	26-1.3
STURTEVANT, Lauren	27-0	274	10.1	17-58	.293	3-19	.158	14-18	.778	5	20	25	0.9	33-0	41	29	4	11	51-1.9
Conference-Only	19-0	190	10.0	10-35	.286	1-9	.111	6-9	.667	2	13	15	0.8	25-0	25	18	4	5	27-1.4
BAKER, Marie	20-0	63	3.2	9-24	.375	0-0	.000	4-11	.364	12	14	26	1.3	15-0	1	5	1	1	22-1.1
Conference-Only	13-0	41	3.2	4-12	.333	0-0	.000	0-3	.000	5	7	12	0.9	11-0	0	3	0	1	8-0.6
KLOAK, Maggie	17-0	34	2.0	3-5	.600	0-0	.000	4-8	.500	2	7	9	0.5	5-0	3	1	0	1	10-0.6
Conference-Only	11-0	19	1.7	3-4	.750	0-0	.000	2-4	.500	2	4	6	0.5	2-0	2	1	0	0	8-0.7
KRAMER, Kara	3-0	4	1.3	0-0	.000	0-0	.000	0-0	.000	0	0	0	0.0	0-0	0	0	0	0	0-0.0
Conference-Only	3-0	4	1.3	0-0	.000	0-0	.000	0-0	.000	0	0	0	0.0	0-0	0	0	0	0	0-0.0
Total	29			713-1712	.416	151-454	.333	508-699	.727	361	784	1145	39.5	598-14	401	581	105	249	2085-71.9
Conference-Only	20			463-1157	.400	90-284	.317	326-439	.743	241	530	771	38.5	400-11	252	384	82	164	1342-67.1
Opponent	29			761-1838	.414	189-536	.353	471-669	.704	411	748	1159	40.0	608-18	449	506	96	294	2182-75.2
Conference-Only...	20			491-1211	.405	124-353	.351	320-442	.724	268	522	790	39.5	394-11	291	345	62	192	1426-71.3

Attendance

	EIU
Total	5,333
Home Games/Avg.	13/410
Neutral Sites/Avg.	--

Opponents

17,580
14/1,194
2/430

Scoring By Period

	1st	2nd	OT	2OT	Total
Eastern Illinois	969	1804	22	10	2085
Opponents	1052	1092	23	15	2182

Deadball Rebounds

	Off.	Def.	Total
Eastern Illinois	80	5	85
Opponents	78	1	79

2006-07 RESULTS (10-19, 7-13 OVC – Home: 6-7, Away: 3-11, Neutral: 1-1)

NOVEMBER

14	BRADLEY	W, 92-75
17	ILLINOIS-SPRINGFIELD	W, 118-76
19	ILLINOIS-CHICAGO	L, 80-81 (ot)
21	at Indiana State	L, 86-102
28	at Illinois State	L, 72-101

DECEMBER

2	vs. Alabama A&M ¹	L, 66-67
3	vs. Creighton ¹	W, 81-71
7	at Tennessee Tech*	W, 89-70
9	at Tennessee State*	L, 62-67
15	at Xavier	L, 73-90
18	EASTERN KENTUCKY*	W, 86-77
20	MOREHEAD STATE*	L, 76-88
29	at Louisville	L, 75-93

JANUARY

2	at Murray State*	L, 67-93
4	at Southeast Missouri*	L, 60-77
6	AUSTIN PEAY*	L, 62-74
11	at Tennessee-Martin*	L, 55-66
13	at Eastern Kentucky*	L, 69-78
18	TENNESSEE TECH*	W, 63-61
20	TENNESSEE STATE*	W, 84-54
27	at Morehead State*	L, 59-71

FEBRUARY

1	JACKSONVILLE STATE*	L, 98-103 (2OT)
3	SAMFORD*	L, 41-63
8	at Austin Peay*	W, 79-61
11	TENNESSEE-MARTIN*	W, 52-44
14	SOUTHEAST MISSOURI*	L, 42-63
17	MURRAY STATE*	L, 67-70
22	at Jacksonville State*	W, 82-76
24	at Samford*	L, 49-70

¹ - Missouri Tournament (Columbia, Mo.)

* Ohio Valley Conference Game

Home Games in Bold



Rachel Galligan
Junior • Forward
First Team All-OVC



EASTERN KENTUCKY LADY COLONELS

2007-08 SCHEDULE

NOVEMBER

17	WEST VIRGINIA TECH	6:00 p.m.
23	vs. Valparaiso ¹	4:00 p.m.
24	vs. FL Gulf Coast/Central CT St. ¹	TBA

DECEMBER

1	vs. Syracuse ²	1:00 p.m.
2	vs. ULM/Alabama State ²	TBA
6	at Murray State*	7:00 p.m.
8	at Austin Peay*	2:00 p.m.
19	TENNESSEE-MARTIN*	4:30 p.m.
21	EASTERN ILLINOIS*	1:00 p.m.
29	vs. High Point ³	4:30 p.m.
30	vs. Saint Peter's/Penn ³	TBA

JANUARY

5	TENNESSEE TECH*	2:00 p.m.
10	at Morehead State*	4:15 p.m.
12	at Eastern Illinois*	5:00 p.m.
17	JACKSONVILLE STATE*	4:30 p.m.
19	SAMFORD*	2:00 p.m.
24	at Tennessee State*	5:30 p.m.

FEBRUARY

2	at Tennessee Tech*	5:30 p.m.
7	MURRAY STATE*	4:30 p.m.
9	SOUTHEAST MISSOURI*	2:00 p.m.
14	at Jacksonville State*	5:30 p.m.
16	at Samford*	4:00 p.m.
21	at Tennessee-Martin*	5:30 p.m.
23	at Southeast Missouri*	7:30 p.m.
26	MOREHEAD STATE*	6:00 p.m.
28	AUSTIN PEAY*	4:30 p.m.

MARCH

1	TENNESSEE STATE*	2:00 p.m.
4	OVC Tournament ⁴	TBA
7-8	OVC Tournament ⁵	TBA

¹ Florida Gulf Coast Tournament (Fort Meyers, Fla.)
² Louisiana-Monroe Tournament (Monroe, La.)
³ Saint Peter's College Holiday Tour. (Jersey City, N.J.)
⁴ OVC Tournament First Round (campus sites)
⁵ OVC Tournament Semis/Finals (Nashville, Tenn.)
 * Ohio Valley Conference Game

Home Games in Bold
 All Times Central and Subject to Change

TEAM NOTES

• Eastern Kentucky head coach Larry Joe Inman has compiled a league-leading 466 wins over his 27 years in the OVC. Inman coached eight seasons at former Conference member Middle Tennessee and has spent 19 years at the helm of the Lady Colonels.

• The Lady Colonels led the OVC with 14.80 assists per game last season while ranking second in scoring (71.8 ppg), steals (9.10 spg) and assist/turnover ratio (1.00)

• The Eastern Kentucky women's basketball program earned its 500th win last season and now has a all-time record of 501-444. The school played its first season during the 1972-73 school year and began competing at the NCAA Division I level for the 1982-83 season. The Lady Colonels have recorded 18 winning seasons and captured seven OVC titles.

Basic Information

Location: Richmond, Ky.
 Enrollment: 16,000
 Founded: 1906
 Nickname: Lady Colonels
 Colors: Maroon and White
 Interim President: Dr. Doug Whitlock
 Athletic Director: Mark Sandy
 Arena (Capacity): McBrayer Arena (6,500)

Media Relations

Women's Basketball Contact: Kevin Britton
 Office Phone: (859) 622-2006
 Cell Phone: TBA
 Fax: (859) 622-5108
 Email: kevin.britton@eku.edu
 Web site: www.EKUSports.com
 Press Row Phone: (859) 622-5908

Team Information

Players Returning/Lost 6/5
 Starters Returning/Lost 3/2
 2006-07 Record/OVC (Finish): ... 12-18/9-11 (t7th)
 Postseason: .. OVC Tournament First Round
 All-Time Record: 444-401
 All-Time OVC Record: 240-189
 Joined OVC: 1948

OVC Regular Season Titles (5)

1994-95, 1996-97, 1997-98, 2001-02, 2004-05

OVC Tournament Titles (2)

1997, 2005

NCAA Tournament Appearances (2)

1997, 2005

2007-08 ROSTER

No.	Name	Pos.	Ht.	Yr.	Hometown (Last School)
3	Ashley Cazee	G	5'8	Sr.	Martinsville, Ind. (Martinsville)
10	Lindsey Waters	F/C	6'1	Fr.	Stearns, Ky. (McCreary Central)
11	Cassie Kilgore	PG	5'6	Fr.	Jasper, Tenn. (Marion County)
12	Jessica Streater	PG	5'9	Fr.	Charlotte, N.C. (Harding University HS)
14	Colette Cole	SF	6'1	So.	Booneville, Ky. (Breathitt County)
20	Cherie White	G	5'10	Fr.	Bonaire, Ga. (Warner Robins)
21	Laechia Conley	G	5'10	So.	DeMoines, Iowa (Hoover)
23	Crystal Jones	G	5'9	Sr.	Indianapolis, Ind. (Kaskaskia College)
30	Ilona Muszak	G	5'7	Jr.	Olsztyn, Poland (Clarendon College)
32	LaTanya Stokes	G	6'0	Jr.	Milwaukee, Wis. (Moberly Area CC)
33	Niki Avery	PG	5'6	Sr.	Harlem, N.Y. (Monroe CC)
34	Nadia Mossong	SF	6'0	Fr.	Bereldange, Luxembourg
40	Shavonne Jones	C	6'3	So	Columbus, Ohio (Mifflin)
42	LaTonyah Bentley	F/C	6'2	Jr.	Detroit, Mich. (Moberly Area CC)

COACHING STAFF

Head Coach Larry Joe Inman

Alma Mater: Austin Peay, 1970
Family: Wife - Bobbie
 Children - Jody, Latrice and Tiffany
Career Record: 466-304 (27 yrs.)
School Record: 302-242 (19 yrs.)
OVC Record: 268-123
OVC Tournament Appearances: 20
NCAA Tournament Appearances: 6



Assistant Coaches

Lisa Pace 1st season (Eastern Kentucky, 1998)
 Mahogany Green 1st season (Cleveland State, 2001)
 Sara Piepho 2nd season (Cincinnati, 2005)

Career Head Coaching Record

Year	School	Overall	Conf.	Year	School	Overall	Conf.
1978-79	Middle Tennessee	14-13	6-3	1996-97	Eastern Kentucky	24-6	16-2
1979-80	Middle Tennessee	23-10	6-0	1997-98	Eastern Kentucky	20-8	15-3
1980-81	Middle Tennessee	16-13	4-2	1998-99	Eastern Kentucky	11-16	8-10
1981-82	Middle Tennessee	20-5	9-3	1999-00	Eastern Kentucky	13-15	10-8
1982-83	Middle Tennessee	26-5	10-0	2000-01	Eastern Kentucky	22-6	14-2
1983-84	Middle Tennessee	19-10	12-2	2001-02	Eastern Kentucky	23-8	13-3
1984-85	Middle Tennessee	23-7	13-1	2002-03	Eastern Kentucky	18-11	10-6
1985-86	Middle Tennessee	20-10	13-1	2003-04	Eastern Kentucky	15-15	9-7
1988-89	Eastern Kentucky	12-14	5-7	2004-05	Eastern Kentucky	23-9	15-1
1989-90	Eastern Kentucky	12-14	6-6	2005-06	Eastern Kentucky	7-20	7-13
1990-91	Eastern Kentucky	14-13	7-5	2006-07	Eastern Kentucky	12-18	9-11
1991-92	Eastern Kentucky	20-9	10-4				
1992-93	Eastern Kentucky	12-15	10-6				
1993-94	Eastern Kentucky	17-9	12-4				
1994-95	Eastern Kentucky	19-9	12-4				
1995-96	Eastern Kentucky	11-16	7-9				

Coach Inman Fact

Inman is the only OVC skipper to earn the league's Coach of the Year award at two institutions, capturing the honor three times at Middle Tennessee and five times at Eastern Kentucky.

2006-07 STATISTICS

PLAYER	GP-GS	MIN	TOTAL			3-POINTERS			REBOUNDS			AVG	PF-FO	A	TO	BLK	STL	PTS-AVG	
			FG-FGA	PCT	FG-FGA	PCT	FT-FTA	PCT	OFF	DEF	TOT								
JONES, Crystal	29-26	912	31.4	171-350	.489	20-59	.339	105-133	.789	68	83	151	5.2	77-4	107	90	7	66	467-16.1
Conference-Only	19-16	611	32.2	108-218	.495	14-40	.350	64-83	.771	42	52	94	4.9	49-2	69	53	3	49	294-15.5
AVERY, Niki	30-30	1022	34.1	111-310	.358	80-218	.367	44-59	.746	21	54	75	2.5	48-1	112	87	1	30	346-11.5
Conference-Only	20-20	693	34.7	71-207	.343	50-143	.350	29-37	.784	13	40	53	2.7	30-1	69	58	1	19	221-11.1
CAZEE, Ashley	30-28	915	30.5	124-293	.423	31-109	.284	63-77	.818	20	83	103	3.4	54-1	87	72	2	68	342-11.4
Conference-Only	20-19	619	31.0	80-189	.423	20-73	.274	42-51	.824	7	58	65	3.3	31-0	54	41	1	47	222-11.1
JENKINS, Andrea	30-30	821	27.4	137-257	.533	0-0	.000	57-79	.722	51	127	178	5.9	103-5	15	74	22	16	331-11.0
Conference-Only	20-20	565	28.3	95-182	.522	0-0	.000	43-55	.782	39	81	120	6.0	66-3	11	52	15	13	233-11.7
KIRKPATRICK, Amber	30-29	768	25.6	92-246	.374	0-4	.000	77-110	.700	67	107	174	5.8	96-5	21	52	27	22	261-8.7
Conference-Only	20-19	498	24.9	56-150	.373	0-2	.000	44-63	.698	39	71	110	5.5	64-4	14	30	19	15	156-7.8
JONES, Shavonne	18-1	226	12.6	29-64	.453	0-0	.000	21-30	.700	14	28	42	2.3	40-1	7	37	9	8	79-4.4
Conference-Only	16-1	207	12.9	27-58	.466	0-0	.000	19-27	.704	12	25	37	2.3	38-1	7	36	8	7	73-4.6
COLE, Colette	30-0	497	16.6	38-107	.355	11-30	.367	22-30	.733	33	56	89	3.0	27-0	11	25	1	19	109-3.6
Conference-Only	20-0	293	14.7	23-65	.354	7-15	.467	11-18	.611	16	37	53	2.7	18-0	9	16	0	12	64-3.2
THIEM, Jayme	26-0	290	11.2	31-81	.383	13-46	.283	14-21	.667	8	32	40	1.5	17-0	27	22	1	23	89-3.4
Conference-Only	16-0	156	9.8	17-46	.370	6-26	.231	8-13	.615	2	14	16	1.0	10-0	15	13	1	13	48-3.0
DUBBERT, Lauren	25-0	157	6.3	20-35	.571	5-13	.385	13-19	.684	11	16	27	1.1	8-0	17	18	3	8	58-2.3
Conference-Only	17-0	122	7.2	14-25	.560	3-11	.273	12-16	.750	7	13	20	1.2	6-0	14	13	2	8	43-2.5
BOWERS, Tamika	30-6	395	13.2	21-69	.304	1-4	.250	22-40	.550	32	30	62	2.1	27-0	40	23	1	13	65-2.2
Conference-Only	20-5	260	13.0	14-44	.318	1-2	.500	17-27	.630	21	18	39	2.0	16-0	24	13	1	9	46-2.3
JONES, Shavoone	1-0	20	20.0	1-5	.200	0-0	.000	0-0	.000	0	5	5	5.0	0-0	0	1	3	0	2-2.0
Conference-Only	1-0	20	20.0	1-5	.200	0-0	.000	0-0	.000	0	5	5	5.0	0-0	0	1	3	0	2-2.0
CONLEY, Laechia	7-0	29	4.1	2-4	.500	0-0	.000	1-2	.500	1	4	5	0.7	5-0	0	1	0	0	5-0.7
Conference-Only	1-0	7	7.0	1-1	1.000	0-0	.000	0-0	.000	1	0	1	1.0	2-0	0	0	0	0	2-2.0
Total	30			777-1821	.427	161-483	.333	439-600	.732	387	698	1085	36.2	502-17	444	507	77	273	2154-71.8
Conference-Only	20			507-1190	.426	101-312	.324	289-390	.741	239	454	693	34.7	330-11	286	330	54	192	1404-70.2
Opponents	30			792-1816	.436	169-512	.330	373-539	.692	416	751	1167	38.9	535-11	472	549	83	238	2126-70.9
Conference-Only	20			517-1163	.445	107-309	.346	244-355	.687	252	501	753	37.7	353-6	298	368	56	152	1385-69.2

Attendance

	EKU	Opponents
Total	4,567	16,277
Home Games/Avg.	12/381	14/1,068
Neutral Sites/Avg.	-	4/330

Scoring By Period

	1st	2nd	OT	2OT	Total
Eastern Kentucky	1044	1095	10	5	2154
Opponents	1062	1046	10	8	2126

Deadball Rebounds

	Off.	Def.	Total
Eastern Kentucky	65	5	70
Opponents	70	2	72

2006-07 RESULTS (12-18, 9-11 OVC – Home: 6-6, Away: 4-10, Neutral: 2-2)

NOVEMBER

11	OHIO VALLEY	W, 97-39
17	vs. Oklahoma ¹	L, 79-92
18	vs. Georgetown ¹	L, 77-79
24	vs. Louisiana Tech ²	W, 86-88
25	at Southern Miss ²	L, 76-81
28	at Belmont	L, 61-68

DECEMBER

2	vs. Western Carolina ³	W, 83-66
3	at Chattanooga ³	L, 52-81
7	MURRAY STATE*	L, 75-89
9	AUSTIN PEAY*	W, 69-55
18	at Eastern Illinois*	L, 77-86
20	at Tennessee-Martin*	W, 55-50
30	EAST TENNESSEE	L, 73-83

JANUARY

2	SOUTHEAST MISSOURI*	L, 62-54
4	at Tennessee Tech	L, 50-84
11	MOREHEAD STATE*	L, 88-91 (2OT)
13	EASTERN ILLINOIS*	W, 78-69
18	at Jacksonville State*	W, 80-70
20	at Samford*	L, 56-59
25	TENNESSEE STATE*	W, 88-49
29	TENNESSEE-MARTIN*	W, 64-65

FEBRUARY

1	at Morehead State*	L, 72-82
4	TENNESSEE TECH*	L, 64-65
8	at Murray State*	L, 62-75
10	at Southeast Missouri*	L, 72-73
15	JACKSONVILLE STATE*	W, 85-73
17	SAMFORD*	L, 51-62
22	at Austin Peay*	W, 76-69
24	at Tennessee State*	W, 80-71
27	at Murray State ³	L, 66-68

¹Waikiki Beach Marriott Classic (Honolulu, Hawaii)

²Lady Eagle Classic (Hattiesburg, Miss.)

³O'Reilly OVC Tournament First Round Game

* Ohio Valley Conference Game

Home Games in Bold



Ashley Caze
Senior • Guard
Ranked third in OVC with 2.27 spg last year



JACKSONVILLE STATE GAMECOCKS

2007-08 SCHEDULE

NOVEMBER

9	at Kennesaw State	6:00 p.m.
14	ALABAMA A&M	7:00 p.m.
17	FURMAN	7:30 p.m.
20	at Georgia Southern	6:00 p.m.
24	at Georgia State	1:00 p.m.
28	TROY	7:00 p.m.

DECEMBER

1	SOUTHERN MISS	5:30 p.m.
6	at Samford*	8:30 p.m.
8	at Tennessee-Martin*	5:00 p.m.
18	MURRAY STATE*	5:30 p.m.
20	SOUTHEAST MISSOURI*	5:30 p.m.
22	at Alabama	TBA
30	at Colorado	2:00 p.m.

JANUARY

5	at Austin Peay*	5:15 p.m.
7	SAMFORD*	5:30 p.m.
10	TENNESSEE TECH*	5:30 p.m.
12	TENNESSEE STATE*	2:00 p.m.
17	at Eastern Kentucky*	4:30 p.m.
19	at Morehead State*	1:00 p.m.
24	AUSTIN PEAY*	5:30 p.m.
26	TENNESSEE-MARTIN*	2:00 p.m.
31	EASTERN ILLINOIS*	5:30 p.m.

FEBRUARY

2	at Murray State*	2:00 p.m.
7	at Tennessee Tech*	5:30 p.m.
14	EASTERN KENTUCKY*	5:30 p.m.
16	MOREHEAD STATE*	2:00 p.m.
23	at Tennessee State*	5:30 p.m.
28	at Eastern Illinois*	5:15 p.m.

MARCH

1	at Southeast Missouri*	5:00 p.m.
4	OVC Tournament 1	TBA
7-8	OVC Tournament 2	TBA

¹OVC Tournament First Round (campus sites)

²OVC Tournament Semis/Finals (Nashville, Tenn.)

Home Games in BOLD

All Times Central and Subject to Change

TEAM NOTES

• Jacksonville State will return four players from last year's team and 13 of its 14 players will either be freshmen or sophomores.

• The Gamecocks' four returners combined for 38 starts a year ago, which will make it one of the youngest teams in the nation.

• The 2007-08 roster boast players from six different states (Alabama, Georgia, Florida, New York, Iowa and Texas).

Basic Information

Location: Jacksonville, Ala.
 Enrollment: 9,061
 Founded: 1883
 Nickname: Gamecocks
 Colors: Red and White
 President: Bill Meehan
 Athletic Director: Jim Fuller
 Arena (Capacity): ... Pete Mathews Coliseum (5,500)

Media Relations

Women's Basketball Contact: Jeff Dunnivant
 Office Phone: (256) 782-5377
 Cell Phone: (256) 453-6612
 Fax: (256) 782-5958
 Email: dunnivant@jsu.edu
 Web site: www.JSUGamecockSports.com
 Press Row Phone: (256) 782-5528

Team Information

Players Returning/Lost 4/8
 Starters Returning/Lost 1/4
 2006-07 Record/OVC (Finish): ... 7-22/4-16 (110th)
 Postseason: none

All-Time Record: 51-63 (.447)
 All-Time OVC Record: 33-39 (.458)
 Joined OVC: 2003

OVC Regular Season Titles

none

OVC Tournament Titles

none

NCAA Tournament Appearances

none

2007-08 ROSTER

No.	Name	Pos.	Ht.	Yr.	Hometown (Last School)
0	Kelsey Johnikin	G	5'8	So.	Sioux City, Iowa (West)
2	Danielle Beneby	G	5'9	Fr.	Ft. Lauderdale, Fla. (South Broward)
3	Eren McMichael	G	5'8	So.	Nacogdoches, Texas (Nacogdoches)
5	Paris Hollingworth	F	6'2	Fr.	Atlanta, Ga. (Martin Luther King)
10	Zenobia Pitts	G	5'8	Fr.	Birmingham, Ala. (Minor)
11	Ann Butehorn	G/F	6'0	Fr.	Farmingdale, N.Y. (Farmingdale)
14	Erica West	G/F	5'10	So.	Atlanta, Ga. (Lakeside)
15	Jolie Efezokhae	F	6'1	So.	Buford, Ga. (North Gwinnett)
21	Courtney Chessher	F	6'4	So.	Pensacola, Fla. (Central Florida)
23	Candice Carmine	F	6'2	Fr.	Delray Beach, Fla. (Pope John Paul)
30	Charlease Williams	G	5'10	Fr.	Ft. Lauderdale, Fla. (St. Thomas Aqu.)
32	Cassi Stuart	G	5'9	Jr.	Alabaster, Ala. (Wallace-Hanceville CC)
33	Cierra Duhart	F	6'0	Fr.	Hawkinsville, Ga. (Hawkinsville)

COACHING STAFF

Head Coach Becky Geyer

Alma Mater: Northern State, 1987
Career Record: 236-129 (14 yrs.)
School Record: 7-22 (1 yr.)
OVC Record: 4-16
OVC Tournament Appearances: none
NCAA Tournament Appearances: none

Assistant Coaches

Brad Durchslag 2nd season (Trinity, 1999)
 Jamie Kellerman 2nd season (Marshall, 2004)
 Gerlonda Hardin 2nd season (Austin Peay, 2004)



Career Head Coaching Record

Year	School	Overall	Conf.	Year	School	Overall	Conf.
1992-93	Trinity	11-11		1999-00	Trinity	19-6	
1993-94	Trinity	7-18		2000-01	Trinity	15-10	
1994-95	Trinity	19-6		2001-02	Trinity	15-10	
1995-96	Trinity	16-10		2002-03	Trinity	28-5	
1996-97	Trinity	12-12		2003-04	Trinity	24-3	
1997-98	Trinity	19-5		2004-05	Trinity	25-5	
1998-99	Trinity	18-7		2006-07	Jacksonville State	7-22	4-16

Coach Geyer Facts

Geyer led Trinity to four NCAA Division III Tournaments, winning the National Title in 2003...She was named the Southern Collegiate Athletic Conference Coach of the Year twice...In 2003, she was named the Sportswomen of the Year by the *San Antonio Express News*.

2006-07 STATISTICS

PLAYER	GP-GS	MIN	AVG	TOTAL			3-POINTERS			REBOUNDS			PF-FO	A	TO	BLK	STL	PTS-AVG	
				FG-FGA	PCT	FG-FGA	PCT	FT-FTA	PCT	OFF	DEF	TOT							AVG
SLAUGHTER, Courtney	27-26	858	31.8	150-321	.467	25-56	.446	51-72	.708	53	93	146	5.4	59-0	73	56	4	30	376-13.9
Conference-Only	18-17	589	32.7	105-230	.457	18-39	.462	38-53	.717	36	64	100	5.6	43-0	52	35	4	19	266-14.8
EFEZOKHAE, Jolie	29-24	762	26.3	127-274	.464	7-25	.280	68-96	.708	74	100	174	6.0	73-2	29	51	27	23	329-11.3
Conference-Only	20-19	540	27.0	95-195	.487	3-15	.200	45-67	.672	54	62	116	5.8	47-1	20	40	21	16	238-11.9
McKINNEY, LaTonya	25-21	721	28.8	102-277	.368	27-81	.333	47-66	.712	18	52	70	2.8	60-2	87	73	5	33	278-11.1
Conference-Only	16-12	457	28.6	56-159	.352	16-50	.320	28-42	.667	10	30	40	2.5	45-1	49	39	4	14	156-9.8
BOYKIN, Ashley	29-16	673	23.2	103-252	.409	67-178	.376	22-24	.917	12	34	46	1.6	42-1	30	30	0	13	295-10.2
Conference-Only	20-8	471	23.6	69-180	.383	44-126	.349	11-13	.846	11	21	32	1.6	31-1	21	22	0	7	193-9.7
CARLISLE, Cobie	26-23	598	23.0	80-198	.404	18-68	.265	27-29	.931	28	68	96	3.7	93-6	37	58	3	33	205-7.9
Conference-Only	18-15	396	22.0	53-137	.387	11-46	.239	15-17	.882	17	48	65	3.6	66-5	25	43	1	26	132-7.3
WEST, Erica	27-6	460	17.0	53-124	.427	2-7	.286	12-30	.400	31	54	85	3.1	43-1	16	46	8	17	120-4.4
Conference-Only	18-6	329	18.3	39-92	.424	2-5	.400	8-17	.471	24	39	63	3.5	31-1	9	36	7	11	88-4.9
McMICHAEL, Eren	28-4	354	12.6	25-91	.275	20-75	.267	30-34	.882	6	26	32	1.1	25-0	31	24	0	12	100-3.6
Conference-Only	19-4	261	13.7	23-75	.307	18-62	.290	21-24	.875	4	19	23	1.2	21-0	22	15	0	10	85-4.5
PIERCE, Christine	19-0	157	8.3	21-40	.525	0-0	.000	16-19	.842	15	22	37	1.9	17-0	3	13	2	0	58-3.1
Conference-Only	13-0	129	9.9	19-33	.576	0-0	.000	16-19	.842	13	18	31	2.4	12-0	2	11	2	0	54-4.2
CLAY, Ashley	29-18	481	16.6	37-112	.330	0-1	.000	13-22	.591	33	95	128	4.4	74-1	28	39	19	3	87-3.0
Conference-Only	20-13	351	17.6	29-78	.372	0-1	.000	12-18	.667	28	71	99	5.0	51-0	25	27	17	2	70-3.5
JEFF, Jaimie-Lee	29-3	346	11.9	31-91	.341	0-7	.000	9-11	.818	19	33	52	1.8	29-0	12	21	14	12	71-2.4
Conference-Only	20-2	224	11.2	23-62	.371	0-4	.000	5-6	.833	13	23	36	1.8	15-0	9	13	13	6	51-2.6
JOHNKIN, Kelsey	27-4	376	13.9	16-59	.271	8-34	.235	16-28	.571	13	39	52	1.9	33-2	37	39	3	23	56-2.1
Conference-Only	18-4	280	15.6	14-43	.326	6-22	.273	11-18	.611	10	34	44	2.4	27-2	26	30	3	16	45-2.5
WHITT, Amber	12-0	38	3.2	1-7	.143	0-3	.000	0-2	.000	1	3	4	0.3	6-0	3	3	1	0	2-0.2
Conference-Only	7-0	24	3.4	0-5	.000	0-2	.000	0-2	.000	1	1	2	0.3	5-0	3	1	1	0	0-0.0
Total	29			746-1846	.404	174-535	.325	311-433	.718	352	698	1050	36.2	554-15	386	461	86	199	1977-68.2
Conference-Only	20			525-1289	.407	118-372	.317	210-296	.709	253	485	738	36.9	394-11	263	314	73	127	1378-68.9
Opponents	29			806-1838	.439	156-477	.327	496-691	.718	451	817	1268	43.7	449-9	472	449	65	242	2264-78.1
Conference-Only	20			555-1257	.442	127-343	.370	363-494	.735	299	552	851	42.5	290-7	329	285	45	158	1600-80.0

Attendance

	JSU	Opponents
Total	9,034	11,635
Home Games/Avg.	13/695	16/727
Neutral Sites/Avg.	-	0/0

Scoring By Period

	1st	2nd	OT	2OT	Total
Jacksonville St.	934	1003	25	10	1977
Opponents	1059	1175	20	10	2264

Deadball Rebounds

	Off.	Def.	Total
Jacksonville St.	54	12	66
Opponents	74	2	76

2006-07 RESULTS (7-22, 4-16 OVC – Home: 4-9, Away: 3-13, Neutral: 0-0)

NOVEMBER

10	at Kennesaw State	W, 81-76 (OT)
13	BIRMINGHAM-SOUTHERN	W, 74-68
15	GEORGIA SOUTHERN	W, 84-77
17	at Southern Miss	L, 61-81
21	at Furman	L, 67-72
25	GEORGIA STATE	L, 67-78
27	at Alcorn State	L, 63-74
29	at Auburn	L, 44-74

DECEMBER

2	at Troy	L, 58-64
7	SAMFORD*	L, 59-64
9	TENNESSEE-MARTIN*	W, 74-59
17	at Southeast Missouri*	L, 83-90
19	at Murray State*	L, 59-100

JANUARY


4	AUSTIN PEAY*	L, 67-74
6	at Samford*	L, 43-67
11	at Tennessee Tech*	L, 73-85
13	at Tennessee State*	W, 69-68
18	EASTERN KENTUCKY*	L, 70-80
20	MORHEAD STATE*	L, 74-77
25	at Austin Peay*	L, 74-83

27	at Tennessee-Martin*	L, 68-84
29	TENNESSEE STATE*	W, 76-69

FEBRUARY

1	at Eastern Illinois*	W, 103-98 (2OT)
3	MURRAY STATE*	L, 61-82
8	TENNESSEE TECH*	L, 69-85
15	at Eastern Kentucky*	L, 73-85
17	at Morehead State*	L, 57-83
22	EASTERN ILLINOIS*	L, 76-82
24	SOUTHEAST MISSOURI*	L, 50-85

* Ohio Valley Conference Game
Home Games in Bold



Jolie Efezokhale
Sophomore • Forward
OVC All-Newcomer Team



MOREHEAD STATE EAGLES

2007-08 SCHEDULE

NOVEMBER

3	GEORGETOWN (exhibition)	4:15 p.m.
6	KY CHRISTIAN (exhibition)	6:00 p.m.
10	DUQUESNE	4:00 p.m.
14	at IUPUI	6:00 p.m.
19	EVANSVILLE	6:00 p.m.
21	MARSHALL	6:00 p.m.
27	at Western Kentucky	TBA

DECEMBER

1	ALICE LLOYD	1:00 p.m.
6	at Austin Peay*	5:15 p.m.
8	at Murray State*	5:30 p.m.
17	TENNESSEE-MARTIN*	4:15 p.m.
19	EASTERN ILLINOIS*	4:15 p.m.
30	OHIO	1:00 p.m.

JANUARY

3	at Tennessee State*	5:30 p.m.
7	at Tennessee Tech*	5:30 p.m.
10	EASTERN KENTUCKY*	4:15 p.m.
12	at Tennessee-Martin*	4:00 p.m.
17	SAMFORD*	4:15 p.m.
19	JACKSONVILLE STATE*	4:15 p.m.
24	at Southeast Missouri*	5:00 p.m.
26	at Eastern Illinois*	4:00 p.m.

FEBRUARY

4	VIRGINIA	6:00 p.m.
7	SOUTHEAST MISSOURI*	4:15 p.m.
9	MURRAY STATE*	TBA
14	at Samford*	5:30 p.m.
16	at Jacksonville State*	2:00 p.m.
23	TENNESSEE TECH*	1:00 p.m.
26	at Eastern Kentucky*	6:00 p.m.
28	TENNESSEE STATE*	4:15 p.m.

MARCH

1	AUSTIN PEAY*	4:15 p.m.
4	OVC Tournament ¹	TBA
7-8	OVC Tournament ²	TBA

¹ OVC Tournament First Round (campus sites)
² OVC Tournament Semis/Finals (Nashville, Tenn.)
 * Ohio Valley Conference Game
Home Games in Bold
 All Times Central and Subject to Change

TEAM NOTES

• Morehead State will be under the direction of a new head coach for the second time in three seasons as former Xavier top assistant Mike Bradbury takes over the Eagle women's basketball program.

• The Eagles have two Division I transfers on the roster who will see their first action in the OVC. Senior center Afton Perry transferred from the University of Kentucky while sophomore forward Brittany Pittman transferred from nationally-ranked Middle Tennessee State.

• The Eagles' 13 Conference wins in 2006-07 set a school record and MSU's third-place finish was its highest since the 2001-02 season.

Basic Information

Location: Morehead, Ky.
 Enrollment: 9,025
 Founded: 1887
 Nickname: Eagles
 Colors: Blue and Gold
 President: Dr. Wayne Andrews
 Athletic Director: Brian Hutchinson
 Arena (Capacity): Johnson Arena (6,500)

Media Relations

Women's Basketball Contact: Matt Schabert
 Office Phone: (606) 783-2556
 Cell Phone: (606) 207-5116
 Fax: (606) 783-2550
 Email: m.schabert@moreheadstate.edu
 Web site: www.MSUEagles.com
 Press Row Phone: (606) 783-2500

2007-08 ROSTER

No.	Name	Pos.	Ht.	Yr.	Hometown (Last School)
2	Chynna Bozeman	G	5'7	Fr.	Reynoldsburg, Ohio (Africentric)
3	Philinisha Lindsey	G	5'7	Jr.	Lexington, Ky. (Panola JC)
21	Marceya Mingo	G	5'6	Fr.	Fort Wayne, Ind. (Southside)
22	Tarah Combs	G	5'8	Sr.	Eubank, Ky. (Pulaski County)
23	Anitha Smith-Williams	G	5'7	Sr.	Louisville, Ky. (Pleasure Ridge Park)
24	Candyce Flynn	G	5'8	Fr.	Cleveland, Ohio (Central Catholic)
31	Amanda Green	G/F	5'9	So.	Shelbyville, Ky. (Shelby County)
33	Brittany Bass	F	6'0	Jr.	Elsmere, Ky. (Holy Cross)
34	Afton Perry	F/C	6'1	Sr.	Ft. Walton Beach, Fla. (Univ. of Kentucky)
40	Brandy Rayburn	F	6'0	So.	Olive Hill, Ky. (West Carter)
43	Brittany Pittman	F	6'3	So.	Lexington, Ky. (Middle Tennessee St.)

COACHING STAFF

Head Coach Mike Bradbury

Alma Mater: Chattanooga, 1993
Family: Wife - Christy
 Children - Alex
Career Record: First season
School Record: same
OVC Record: First season
OVC Tournament Appearances: none
NCAA Tournament Appearances: none

Assistant Coaches

Harry Elifson 1st season (Northern Iowa, 1986)
 Valerie King 1st season (Cincinnati, 2005)
 Ashley Allen 1st season (Ohio State, 2006)

Career Head Coaching Record

Year	School	Overall	Conf.
First Season			

Coach Mike Bradbury Facts

Bradbury spent five seasons as the top assistant at Xavier before being hired as Morehead State's head coach...Prior to his stint at Xavier, he was at Cincinnati for six years...During his time at Xavier, he help guide the Musketeers to two NCAA berths as well as three WNIT appearances...While at UC, two of his Bearcat teams made trips to the NCAA Tournament while three made it to the WNIT tourney.



2006-07 STATISTICS

PLAYER	TOTAL					3-POINTERS			REBOUNDS										
	GP-GS	MIN	AVG	FG-FGA	PCT	FG-FGA	PCT	FT-FTA	PCT	OFF	DEF	TOT	AVG	PF-FO	A	TO	BLK	STL	PTS-AVG
BROWN, LaKrisha	26-26	728	28.0	117-260	.450	0-0	.000	68-122	.557	69	135	204	7.8	57-0	13	44	9	12	302-11.6
Conference-Only	17-17	469	27.6	69-169	.408	0-0	.000	39-73	.534	41	92	133	7.8	35-0	5	32	4	8	177-10.4
COMBS, Tarah	30-9	732	24.4	99-284	.349	67-199	.337	19-26	.731	17	50	67	2.2	37-1	29	40	1	14	284-9.5
Conference-Only	20-7	552	27.6	77-216	.356	50-146	.342	17-24	.708	13	39	52	2.6	29-1	25	28	1	10	221-11.1
GREEN, Amanda	20-14	487	24.4	70-168	.417	4-17	.235	40-68	.588	18	48	66	3.3	44-1	46	57	2	14	184-9.2
Conference-Only	12-11	284	23.7	50-114	.439	1-6	.167	31-50	.620	14	36	50	4.2	32-1	25	36	2	9	132-11.0
SMITH-WILLIAMS, A.	30-12	642	21.4	79-221	.357	22-81	.272	46-68	.676	5	65	70	2.3	41-2	67	83	6	20	226-7.5
Conference-Only	20-5	427	21.4	55-144	.382	15-47	.319	40-55	.727	4	39	43	2.2	24-1	44	54	5	17	165-8.3
CORNETT, Melanie	7-6	166	23.7	16-45	.356	7-24	.292	12-19	.632	5	15	20	2.9	13-1	8	21	0	5	51-7.3
Conference-Only	0-0	0	0.0	0-0	.000	0-0	.000	0-0	.000	0	0	0	0.0	0-0	0	0	0	0	0-0.0
WILLIAMS, Holly	30-10	506	16.9	72-138	.522	0-1	.000	49-79	.620	51	101	152	5.1	88-4	11	36	3	17	193-6.4
Conference-Only	20-6	345	17.3	53-96	.552	0-0	.000	25-46	.543	32	66	98	4.9	59-3	6	23	1	12	131-6.6
RAYBURN, Brandi	30-2	433	14.4	56-137	.409	27-64	.422	51-60	.850	36	73	109	3.6	72-4	13	44	7	21	190-6.3
Conference-Only	20-1	315	15.8	45-107	.421	21-50	.420	41-48	.854	28	52	80	4.0	51-4	9	32	6	17	152-7.6
PLANTE, Jessie	30-24	683	22.8	63-139	.453	22-68	.324	22-33	.667	31	47	78	2.6	56-1	54	32	2	19	170-5.7
Conference-Only	20-19	536	26.8	55-118	.466	20-59	.339	14-23	.609	28	41	69	3.5	47-1	40	21	1	13	144-7.2
BASS, Brittany	30-20	665	22.2	61-167	.365	2-13	.154	44-56	.786	39	109	148	4.9	46-0	20	46	14	21	168-5.6
Conference-Only	20-14	433	21.7	40-107	.374	0-8	.000	32-40	.800	25	72	97	4.9	31-0	15	28	8	15	112-5.6
OWENS, Suzie	5-1	56	11.2	7-15	.467	2-4	.500	9-9	1.000	4	8	12	2.4	4-0	3	6	3	5	25-5.0
Conference-Only	0-0	0	0.0	0-0	.000	0-0	.000	0-0	.000	0	0	0	0.0	0-0	0	0	0	0	0-0.0
STRAYER, Stacey	29-26	821	28.3	47-129	.364	22-69	.319	18-24	.750	6	62	68	2.3	42-0	145	58	9	43	134-4.6
Conference-Only	20-20	622	31.1	34-94	.362	15-47	.319	15-19	.789	4	43	47	2.4	31-0	117	35	6	35	98-4.9
WHITE, Patti	14-0	69	4.9	7-21	.333	2-3	.667	5-5	1.000	4	10	14	1.0	8-0	2	2	1	1	21-1.5
Conference-Only	8-0	32	4.0	3-10	.300	0-0	.000	4-4	1.000	2	7	9	1.1	5-0	1	0	0	1	10-1.3
LINDSEY, Philnisha	13-0	49	3.8	6-19	.316	1-8	.125	5-7	.714	4	6	10	0.8	1-0	1	4	0	1	18-1.4
Conference-Only	8-0	25	3.1	4-8	.500	0-1	.000	3-5	.600	3	3	6	0.8	1-0	1	4	0	1	11-1.4
RICHARDSON, Koko	6-0	13	2.2	2-5	.400	1-2	.500	0-0	.000	2	2	4	0.7	2-0	0	4	0	0	5-0.8
Conference-Only	5-0	10	2.0	2-5	.400	1-2	.500	0-0	.000	2	2	4	0.8	2-0	0	3	0	0	5-1.0
Total	30			702-1748	.402	179-553	.324	388-576	.674	335	796	1131	37.7	512-14	412	482	57	193	1971-65.7
Conference-Only	20			487-1188	.410	123-366	.336	261-387	.674	230	531	761	38.0	348-11	288	301	34	138	1358-67.9
Opponents	30			752-1789	.420	128-427	.300	413-588	.702	339	823	1162	38.7	534-8	430	453	86	232	2045-68.2
Conference-Only	20			474-1142	.415	81-269	.301	289-408	.708	201	551	752	37.6	355-8	268	324	52	138	1318-65.9

Attendance

	MOR	Opponents
Total	15,485	14,889
Home Games/Avg.	13/1,191	16/931
Neutral Sites/Avg.	-	-

Scoring By Period

	1st	2nd	OT	2OT	Total
Morehead State	922	1031	10	8	1971
Opponents	943	1087	10	5	2045

Deadball Rebounds

	Off.	Def.	Total
Morehead State	74	3	77
Opponents	74	2	76

2006-07 RESULTS (14-16, 13-7 OVC – Home: 8-5, Away: 5-11, Neutral: 1-0)

NOVEMBER

11	at Evansville	L, 67-85
17	vs. Grambling ¹	W, 75-62
18	at Eastern Michigan ¹	L, 66-90
21	at Marshall	L, 62-65
25	IUPUI	L, 61-98
27	at Florida	L, 54-86
29	WESTERN KENTUCKY	L, 52-71

DECEMBER

2	at Xavier	L, 55-72
7	AUSTIN PEAY*	W, 66-61
9	MURRAY STATE*	L, 54-76
18	at Tennessee-Martin*	L, 57-73
20	at Eastern Illinois*	W, 88-76

JANUARY

2	TENNESSEE STATE*	W, 68-55
6	TENNESSEE TECH*	W, 57-54
11	at Eastern Kentucky*	W, 91-88 (2OT)
13	TENNESSEE-MARTIN*	W, 67-47
18	at Samford*	W, 60-57
20	at Jacksonville State*	W, 77-74
24	SOUTHEAST MISSOURI*	W, 68-58
27	EASTERN ILLINOIS*	W, 71-59

FEBRUARY

1	EASTERN KENTUCKY*	W, 82-72
3	at Virginia Tech	L, 64-77
8	at Southeast Missouri*	L, 70-84
10	at Murray State*	L, 57-71
15	SAMFORD*	L, 48-58
17	JACKSONVILLE STATE*	W, 83-57
22	at Tennessee State*	W, 77-65
24	at Austin Peay*	L, 66-74
27	TENNESSEE-MARTIN ²	L, 57-61

¹ - Eastern Michigan Tournament (Ypsilanti, Mich.)

² - O'Reilly OVC Tournament First Round Game

* Ohio Valley Conference Game

Home Games in Bold



Amanda Green
Sophomore • Guard/Forward
OVC All-Newcomer Team



MURRAY STATE RACERS

2007-08 SCHEDULE

NOVEMBER

3	CHRISTIAN BROTHERS (exh.)	5:30 p.m.
9	at Missouri	TBA
13	BETHEL (TENN.)	7:00 p.m.
17	ALABAMA STATE	7:00 p.m.
23	at Chattanooga ¹	6:00 p.m.
24	vs. Delaware/Louisville ¹	TBA
28	MIAMI (OHIO)	7:00 p.m.

DECEMBER

6	EASTERN KENTUCKY*	7:00 p.m.
8	MOREHEAD STATE*	5:30 p.m.
15	at Lipscomb	7:00 p.m.
18	at Jacksonville State*	5:30 p.m.
20	at Samford*	5:30 p.m.
22	ALABAMA A&M*	7:00 p.m.

JANUARY

3	at Eastern Illinois*	5:00 p.m.
5	TENNESSEE STATE*	5:30 p.m.
7	at Southeast Missouri*	5:00 p.m.
10	AUSTIN PEAY*	5:30 p.m.
19	at Tennessee-Martin*	4:00 p.m.
24	TENNESSEE TECH*	5:30 p.m.
26	SOUTHEAST MISSOURI*	5:30 p.m.
31	at Austin Peay*	5:15 p.m.

FEBRUARY

2	JACKSONVILLE STATE*	5:30 p.m.
7	at Eastern Kentucky*	4:30 p.m.
9	at Morehead State*	1:00 p.m.
14	at Tennessee State*	5:30 p.m.
16	EASTERN ILLINOIS*	5:30 p.m.
23	SAMFORD*	TBA
28	at Tennessee Tech*	5:30 p.m.

MARCH

1	TENNESSEE-MARTIN*	5:30 p.m.
4	OVC Tournament ²	TBA
7-8	OVC Tournament ³	TBA

¹ UTC Panera Bread Challenge (Chattanooga, Tenn.)

² OVC Tournament First Round (campus sites)

³ OVC Tournament Semis/Finals (Nashville, Tenn.)

* Ohio Valley Conference Game

Home Games in Bold

All Times Central and Subject to Change

TEAM NOTES

- Murray State returns four starters from last year's team that made it to the OVC Tournament Finals. It marks just the third time that a Racer women's team had appeared in the championship.

- The Racers will be under the direction of new head coach Jody Adams. Adams is just the 11th coach in the program's 41-year history.

- Murray State made its second WNIT appearance last season. The Racers fell to Arkansas State, 59-52, in the first round.

Basic Information

Location: Murray, Ky.
 Enrollment: 10,350
 Founded: 1922
 Nickname: Racers
 Colors: Navy and Gold
 President: Dr. Randy Dunn
 Athletic Director: Allen Ward
 Arena: ..Regional Special Events Center (8,500)

Media Relations

Women's Basketball Contact: David Snow
 Office Phone: (270) 809-3351
 Cell Phone: (270) 227-7669
 Fax: (270) 809-6814
 Email: david.snow@murraystate.edu
 Web site: www.GoRacers.com
 Press Row Phone: (270) 809-5551

Team Information

Players Returning/Lost 10/5
 Starters Returning/Lost 4/1
 2006-07 Record/OVC (Finish): 21-10/15-5 2nd
 Postseason: WNIT First Round
 All-Time Record: 339-492 (.408)
 All-Time OVC Record: 178-258 (.408)
 Joined OVC: 1948

OVC Regular Season Titles

none

OVC Tournament Titles

none

NCAA Tournament Appearances

none

2007-08 ROSTER

No.	Name	Pos.	Ht.	Yr.	Hometown (Last School)
2	Gerraca Matthews	G	5'8	Sr.	New Orleans, La. (St. Mary's Academy)
5	Amber Guffey	G	5'8	Jr.	Albany, Ky. (Clinton County)
12	Tanjala Wynn	G/F	6'1	Fr.	Memphis, Tenn. (Melrose)
15	Shaleea Petty	G	5'5	Sr.	Hopkinsville, Ky. (Christian County)
20	Alaina Lee	G	5'3	Sr.	Houston, Texas (James Madison HS)
23	Ashley N. Hayes	G	5'10	Jr.	Humboldt, Tenn. (Humboldt)
24	Mallory Lockett	G	5'7	So.	Louisville, Ky. (Mercy Academy)
31	Jessica Jackson	G	5'10	Jr.	Radcliff, Ky. (John Hardin)
35	Kayla Vance	G	5'9	Jr.	West Paducah, Ky. (Heath)
40	Jasmyne Thornton	G/F	5'11	So.	LaGrange, Ga. (LaGrange)
50	Paige Guffey	G	5'8	Jr.	Albany, Ky. (Clinton County)
53	Pam Bell	C	6'2	So.	Paducah, Ky. (Paducah-Tilghman)
54	Angella Brown	C	6'5	Sr.	Albany, Ky. (Old Dominion Univ.)

COACHING STAFF

Head Coach Jody Adams

Alma Mater: Tennessee, 1994
 Hometown: Cleveland, Tenn.
 Career Record: First season
 School Record: same
 OVC Record: First season
 OVC Tournament Appearances: none
 NCAA Tournament Appearances: none



Assistant Coaches

Rob Cross 13th season (Murray State, 1991)
 Kerensa Barr 1st season (Missouri, 2003)
 Carlai Moore 1st season (Southern Illinois, 2007)

Career Head Coaching Record

Year	School	Overall	Conf.	Year	School	Overall	Conf.
First Season							

Coach Adams Facts

Adams was the associate head coach at Southern Illinois prior to taking over the helm of the Murray State women's basketball team...She was also the associate head coach at UMKC (2001-04) as well as serving as the assistant coach at Minnesota, Wake Forest and Auburn...While at UMKC, she was named the 2003 AFLAC National Assistant Coach of the Year...She was also the point guard on the 1991 national champion Tennessee squad.

2006-07 STATISTICS

PLAYER	GP-GS	MIN	TOTAL			3-POINTERS			REBOUNDS			PF-FO	A	TO	BLK	STL	PTS-AVG		
			AVG	FG-FGA	PCT	FG-FGA	PCT	FT-FTA	PCT	OFF	DEF							TOT	AVG
SCOTT, Joi	26-25	870	33.5	213-365	.584	6-15	.400	133-172	.773	77	145	222	8.5	74-2	15	58	39	43	565-21.7
<i>Conference-Only</i>	19-18	650	34.2	169-263	.643	5-9	.556	103-132	.780	51	105	156	8.2	54-2	13	43	28	31	446-23.5
GUFFEY, Amber	31-30	1024	33.0	120-277	.433	56-139	.403	108-129	.837	15	83	98	3.2	42-0	132	82	1	27	404-13.0
<i>Conference-Only</i>	20-19	671	33.5	71-162	.438	38-89	.427	72-83	.867	9	47	56	2.8	27-0	98	55	0	10	252-12.6
HAYES, Ashley N.	31-27	912	29.4	161-326	.494	10-30	.333	55-67	.821	50	162	212	6.8	92-1	34	82	6	42	387-12.5
<i>Conference-Only</i>	20-16	568	28.4	96-184	.522	7-19	.368	32-39	.821	31	107	138	6.9	56-0	20	54	4	30	231-11.6
LEE, Alaina	30-24	944	31.5	98-227	.432	11-29	.379	52-74	.703	45	72	117	3.9	62-2	57	69	5	35	259-8.6
<i>Conference-Only</i>	19-18	619	32.6	63-149	.423	10-23	.435	31-43	.721	24	43	67	3.5	45-2	49	42	2	22	167-8.8
PETTY, Shaleea	31-31	923	29.8	63-187	.337	16-59	.271	36-41	.878	29	60	89	2.9	54-0	106	46	16	52	178-5.7
<i>Conference-Only</i>	20-20	604	30.2	43-119	.361	11-40	.275	26-28	.929	18	35	53	2.7	31-0	70	34	10	32	123-6.2
GUFFEY, Paige	29-0	330	11.4	35-90	.389	24-67	.358	33-41	.805	8	23	31	1.1	19-0	22	15	2	9	127-4.4
<i>Conference-Only</i>	20-0	243	12.2	26-62	.419	18-46	.391	28-33	.848	5	19	24	1.2	13-0	19	11	2	7	98-4.9
PETRIE, Jenny	31-5	459	14.8	51-129	.395	21-68	.309	9-18	.500	33	27	60	1.9	48-1	13	30	0	26	132-4.3
<i>Conference-Only</i>	20-0	267	13.4	25-73	.342	13-44	.295	7-14	.500	17	12	29	1.5	28-0	7	13	0	12	70-3.5
GORDIAN, Erica	30-12	544	18.1	32-115	.278	23-78	.295	12-16	.750	21	73	94	3.1	61-1	29	16	11	7	99-3.3
<i>Conference-Only</i>	20-8	340	17.0	24-72	.333	17-50	.340	9-12	.750	12	50	62	3.1	41-1	17	10	7	6	74-3.7
HAYES, Ashley B.	9-1	62	6.9	5-15	.333	3-11	.273	3-5	.600	1	8	9	1.0	7-0	5	1	0	4	16-1.8
<i>Conference-Only</i>	5-1	33	6.6	3-8	.375	1-6	.167	1-2	.500	1	2	3	0.6	2-0	4	0	0	4	8-1.6
BELL, Pam	10-0	39	3.9	7-16	.438	0-0	.000	1-4	.250	0	9	9	0.9	6-0	1	2	3	0	15-1.5
<i>Conference-Only</i>	8-0	28	3.5	5-11	.455	0-0	.000	1-4	.250	0	6	6	0.8	6-0	1	2	2	0	11-1.4
McELRATH, Shanice	10-0	30	3.0	2-4	.500	0-0	.000	6-10	.600	3	3	6	0.6	7-0	3	5	0	1	10-1.0
<i>Conference-Only</i>	7-0	13	1.9	1-1	1.000	0-0	.000	1-4	.250	0	1	1	0.1	5-0	1	2	0	1	3-0.4
LUCKETT, Mallory	12-0	44	3.7	3-9	.333	0-3	.000	4-7	.571	4	2	6	0.5	1-0	5	3	0	3	10-0.8
<i>Conference-Only</i>	7-0	8	1.1	0-1	.000	0-1	.000	0-0	.000	0	0	0	0.0	0-0	3	0	0	0	0-0.0
THORNTON, Jasmyne	14-0	96	6.9	3-6	.500	0-0	.000	1-4	.250	5	7	12	0.9	17-0	1	8	0	4	7-0.5
<i>Conference-Only</i>	4-0	9	2.3	0-0	.000	0-0	.000	0-0	.000	0	0	0	0.0	1-0	0	0	0	0	0-0.0
JACKSON, Jessica	7-0	19	2.7	0-3	.000	0-1	.000	1-2	.500	1	6	7	1.0	2-0	1	2	0	0	1-0.1
<i>Conference-Only</i>	6-0	18	3.0	0-3	.000	0-1	.000	1-2	.500	1	6	7	1.2	1-0	1	2	0	0	1-0.2
Total	31			793-1770	.448	170-501	.339	454-590	.769	333	744	1077	34.7	492-7	424	426	83	253	2210-71.3
<i>Conference-Only</i>	20			526-1109	.474	120-329	.365	312-396	.788	189	474	663	33.2	310-5	303	273	55	155	1484-74.2
Opponents	31			743-1794	.414	132-433	.305	341-516	.661	406	729	1135	36.6	503-9	463	492	75	193	1959-63.2
<i>Conference-Only</i>	20			487-1158	.421	82-264	.311	220-323	.681	253	445	698	34.9	328-6	304	315	42	129	1276-63.8

Attendance	MUR	Opponents	Scoring By Period					Deadball Rebounds				
			1st	2nd	OT	2OT	Total	Off.	Def.	Total		
Total	8,439	17,479	Murray State	1032	1149	23	6	2210	Murray State	48	3	51
Home Games/Avg.	14/603	15/1,011	Opponents	879	1050	21	9	1959	Opponents	72	4	76
Neutral Sites/Avg.	-	2/1,154										

2006-07 RESULTS (21-10, 15-5 OVC – Home: 12-2, Away: 8-7, Neutral: 1-1)

NOVEMBER

10	KENTUCKY STATE	W, 80-46
12	BRESCIA	W, 73-55
17	at Southern Illinois	L, 68-77
20	at Western Kentucky	L, 60-67
28	at Cincinnati	L, 57-74

DECEMBER

4	LIPSCOMB	W, 81-53
7	at Eastern Kentucky*	W, 89-75
9	at Morehead State*	W, 76-54
17	SAMFORD*	W, 77-63
19	JACKSONVILLE STATE*	W, 100-59

JANUARY

2	EASTERN ILLINOIS*	W, 93-67
4	at Tennessee State*	W, 83-55
8	SOUTHEAST MISSOURI*	L, 61-67
11	at Austin Peay*	W, 64-63
15	at Alabama A&M	W, 61-59
20	TENNESSEE-MARTIN*	W, 67-59
25	at Tennessee Tech*	L, 49-54
27	at Southeast Missouri*	L, 63-66 (2OT)
29	at Samford*	W, 73-64

FEBRUARY

1	AUSTIN PEAY*	L, 70-82
3	at Jacksonville State*	W, 82-61
8	EASTERN KENTUCKY*	W, 75-62
10	MOREHEAD STATE*	W, 71-57
15	TENNESSEE STATE*	W, 81-60
17	at Eastern Illinois*	W, 70-67
22	TENNESSEE TECH*	W, 80-79 (OT)
24	at Tennessee-Martin*	L, 60-62
27	EASTERN KENTUCKY*	W, 68-66

MARCH

2	vs. Tennessee-Martin ²	W, 66-65 (OT)
3	vs. Southeast Missouri ²	L, 60-62
15	at Arkansas State ³	L, 52-59

¹O'Reilly OVC Tournament First Round Game
²O'Reilly OVC Semis/Finals (Nashville, Tenn.)
³WNIT First Round (Jonesboro, Ark.)
 * Ohio Valley Conference Game

Home Games in Bold



Ashley N. Hayes
 Junior • Guard
 Averaged 12.5 pts. and 6.8 rebs. last season



SAMFORD BULLDOGS

2007-08 SCHEDULE

NOVEMBER

5	MONTEVALLO (exhibition)	5:30 p.m.
9	at LSU ¹	7:00 p.m.
13	ALABAMA	7:30 p.m.
16	at Preseason WNIT ¹	TBA
17	at Preseason WNIT ¹	TBA
24	vs. Missouri ²	12:00 p.m.
25	at Florida Atlantic ²	2:00 p.m.
30	at New Orleans ³	8:00 p.m.

DECEMBER

1	vs. George Washington ³	1:00 p.m.
4	LIPSCOMB	7:00 p.m.
6	JACKSONVILLE STATE*	8:30 p.m.
18	SOUTHEAST MISSOURI*	5:30 p.m.
20	MURRAY STATE*	5:30 p.m.
27	at Florida State	7:00 p.m.

JANUARY

5	at Tennessee-Martin*	5:30 p.m.
7	at Jacksonville State*	5:00 p.m.
10	TENNESSEE STATE*	5:30 p.m.
12	TENNESSEE TECH*	4:00 p.m.
17	at Morehead State*	4:15 p.m.
19	at Eastern Kentucky*	4:30 p.m.
24	TENNESSEE-MARTIN*	5:30 p.m.
26	AUSTIN PEAY*	4:00 p.m.
31	at Tennessee State*	5:30 p.m.

FEBRUARY

2	EASTERN ILLINOIS*	4:00 p.m.
9	at Austin Peay*	5:15 p.m.
14	MOREHEAD STATE*	5:30 p.m.
16	EASTERN KENTUCKY*	4:00 p.m.
21	at Tennessee Tech*	TBA
23	at Murray State*	TBA
28	at Southeast Missouri*	5:00 p.m.

MARCH

1	at Eastern Illinois*	5:00 p.m.
4	OVC Tournament ⁴	TBA
7-8	OVC Tournament ⁵	TBA

¹ Preseason WNIT (campus sites)

² Florida Atlantic Tournament (Boca Raton, Fla.)

³ New Orleans Tournament (New Orleans, La.)

⁴ OVC Tournament First Round (campus sites)

⁵ OVC Tournament Semis/Finals (Nashville, Tenn.)

* Ohio Valley Conference Game

Home Games in Bold

All Times Central and Subject to Change

TEAM NOTES

• Samford will participate in the Preseason WNIT event this year where it will face LSU in the first game on Nov. 9.

• This season, Samford will begin play in its brand-new, 32-million-dollar Pete Hanna Center. The state-of-the-art arena and recreation center will seat 5,000 fans and will also house the athletic department's offices, training room and weight room.

• The 2007-08 season will be the Bulldogs' final year as a member of the Ohio Valley Conference. Since joining the league in 2003-04, Samford has compiled a 36-36 mark against Conference competition. The Bulldogs will begin play in the Southern Conference in 2008-09.

Basic Information

Location: Birmingham, Ala.
 Enrollment: 4,507
 Founded: 1841
 Nickname: Bulldogs
 Colors: Red and Blue
 President: Dr. Andrew Westmoreland
 Athletic Director: Bob Roller
 Arena (Capacity): Pete Hanna Center (5,000)

Media Relations

Women's Basketball Contact: Joey Mullins
 Office Phone: (205)726-2799
 Cell Phone: (205)532-3477
 Fax: (205) 726-2545
 Email: jmmull1@samford.edu
 Web site: www.SamfordSports.com
 Press Row Phone: (205) 726-2377

Team Information

Players Returning/Lost 10/3
 Starters Returning/Lost 3/2
 2006-07 Record/OVC (Finish): ... 19-12/12-8 (4th)
 Postseason: ... OVC Tournament Semifinals

All-Time Record: 62-45 (.579)
 All-Time OVC Record: 36-36 (.500)
 Joined OVC: 2003

OVC Regular Season Titles

none

OVC Tournament Titles

none

NCAA Tournament Appearances

none

2007-08 ROSTER

No.	Name	Pos.	Ht.	Yr.	Hometown (Last School)
3	Chika Okoli	F	5'9	Jr.	Snellville, Ga. (Brookwood)
10	Taryn Towns	G	5'8	Sr.	Memphis, Tenn. (Bolton)
12	Megan Wilderotter	G	5'4	Jr.	New Orleans, La. (Dominican)
13	Monica Maxwell	G	5'8	R-So.	Harvest, Ala. (Sparkman)
14	Emily London	G	5'7	Fr.	Lexington, Ky. (Lexington Christian Acad.)
20	Julianne Lackey	F	6'2	So.	Nashville, Tenn. (Harding Christian)
22	Alex Crow	G	6'0	Fr.	Saginaw, Texas (Richland)
24	MaKenzie Spruiell	G	5'8	Sr.	Aubrey, Texas (Aubrey)
25	Sara Nuxol	G	5'8	R-Jr.	Winter Springs, Fla. (Birmingham-Southern)
32	Karmen Smith	G	5'7	Jr.	Oak Ridge, Tenn. (Oak Ridge)
33	Alex Munday	F	6'0	Sr.	Knoxville, Tenn. (Farragut)
34	Jessica Roden	F	6'3	So.	Geraldine, Ala. (Geraldine)
45	Savannah Hill	F	6'2	Fr.	Elora, Tenn. (Lincoln County)
52	Jennifer Elkins	F	6'2	Jr.	Arlington, Texas (Mansfield-Timberview)

COACHING STAFF

Head Coach Mike Morris

Alma Mater: Belhaven, 1992

Hometown: Holly Pond, Ala.

Family: Wife - Melanie

..... Children - Peyton, Paige

Career Record: 69-73 (5 yrs.)

School Record: same

OVC Record: 36-36

OVC Tournament Appearances: 2


NCAA Tournament Appearances: none

Assistant Coaches

Latrice Mclain 7th season (Florida State, 1998)

Clarissa Tomlinson 4th season (Samford, 2000)

Amber Deline 1st season (North Alabama, 2003)



Career Head Coaching Record

Year	School	Overall	Conf.	Year	School	Overall	Conf.
2002-03	Samford	7-20	-	2005-06	Samford	21-8	15-5
2003-04	Samford	10-17	3-13	2006-07	Samford	18-13	12-8
2004-05	Samford	13-15	6-10				

Coach Morris Facts

Morris was named the 2005-06 Ohio Valley Conference Coach of the Year...Was an assistant on the men's hoops staff at Samford for both of the Bulldogs' Atlantic Sun Conference championships and NCAA Tournament appearances...As a player at Alabama-Huntsville, he led NCAA Division II with a 92.1 free throw percentage during the 1990-91 season.

2006-07 STATISTICS

PLAYER	TOTAL					3-POINTERS			REBOUNDS					PF-FO	A	TO	BLK	STL	PTS-AVG
	GP-GS	MIN	AVG	FG-FGA	PCT	FG-FGA	PCT	FT-FTA	PCT	OFF	DEF	TOT	AVG						
MUNDAY, Alex	31-25	922	29.7	142-320	.444	45-111	.405	106-126	.841	32	112	144	4.6	82-3	45	50	5	21	435-14.0
Conference-Only	20-17	606	30.3	96-221	.434	32-76	.421	70-82	.854	19	77	96	4.8	51-2	31	32	2	12	294-14.7
PIKE, Veronica	31-30	705	22.7	122-230	.530	5-16	.313	92-147	.626	60	100	160	5.2	106-5	36	97	20	19	341-11.0
Conference-Only	20-19	458	22.9	85-150	.567	5-13	.385	58-96	.604	38	68	106	5.3	70-4	28	67	10	9	233-11.7
INSELL, Chelsee	31-24	918	29.6	77-213	.362	48-158	.304	58-70	.829	23	104	127	4.1	62-1	56	64	6	26	260-8.4
Conference-Only	20-13	592	29.6	50-142	.352	33-108	.306	43-49	.878	15	70	85	4.3	38-0	37	37	3	16	176-8.8
TOWNS, Taryn	31-28	890	28.7	68-150	.453	18-61	.295	69-89	.775	13	102	115	3.7	40-0	77	64	2	31	223-7.2
Conference-Only	20-18	604	30.2	52-100	.520	14-39	.359	34-50	.680	10	74	84	4.2	26-0	54	43	1	18	152-7.6
WILDEROTTER, Megan	31-24	763	24.6	60-151	.397	12-53	.226	55-73	.753	18	52	70	2.3	67-2	61	61	1	33	187-6.0
Conference-Only	20-20	507	25.4	40-102	.392	8-39	.205	39-48	.813	14	35	49	2.5	48-1	41	39	0	20	127-6.4
MAXWELL, Monica	30-1	588	19.6	50-131	.382	31-100	.310	21-23	.913	9	75	84	2.8	50-0	26	22	3	24	152-5.1
Conference-Only	19-1	357	18.8	26-71	.366	18-56	.321	7-8	.875	5	43	48	2.5	30-0	17	13	3	13	77-4.1
SMITH, Karmen	31-8	682	22.0	42-120	.350	20-66	.303	26-41	.634	16	55	71	2.3	47-0	42	33	1	20	130-4.2
Conference-Only	20-2	400	20.0	25-67	.373	12-35	.343	19-26	.731	13	37	50	2.5	31-0	27	23	0	9	81-4.1
SPRUIELL, MaKenzie	13-0	115	8.8	17-39	.436	15-32	.469	0-1	.000	2	11	13	1.0	12-0	5	9	0	1	49-3.8
Conference-Only	11-0	91	8.3	13-31	.419	11-25	.440	0-0	.000	1	10	11	1.0	10-0	5	7	0	1	37-3.4
PILKERTON, Tish	30-15	525	17.5	36-83	.434	11-31	.355	22-35	.629	25	36	61	2.0	60-0	20	33	5	19	105-3.5
Conference-Only	19-10	362	19.1	24-52	.462	7-23	.304	14-21	.667	11	27	38	2.0	33-0	16	19	4	13	69-3.6
OKOLI, Chika	18-0	91	5.1	10-21	.476	2-6	.333	6-9	.667	4	14	18	1.0	7-0	3	9	1	5	28-1.6
Conference-Only	10-0	37	3.7	4-7	.571	2-3	.667	2-4	.500	2	7	9	0.9	2-0	2	6	0	1	12-1.2
ELKINS, Jennifer	4-0	9	2.3	1-3	.333	0-0	.000	1-2	.500	1	0	1	0.3	1-0	0	1	0	0	3-0.8
Conference-Only	3-0	6	2.0	1-2	.500	0-0	.000	0-0	.000	1	0	1	0.3	0-0	0	1	0	0	2-0.7
RODEN, Jessica	2-0	9	4.5	0-0	.000	0-0	.000	0-0	.000	0	1	1	0.5	3-0	0	0	0	0	0-0.0
Conference-Only	0-0	0	0.0	0-0	.000	0-0	.000	0-0	.000	0	0	0	0.0	0-0	0	0	0	0	0-0.0
NUXOL, Sara	4-0	9	2.3	0-2	.000	0-1	.000	0-0	.000	-1	1	0	0.0	0-0	0	1	0	0	0-0.0
Conference-Only	2-0	4	2.0	0-0	.000	0-0	.000	0-0	.000	0	0	0	0.0	0-0	0	0	0	0	0-0.0
Total	31			625-1463	.427	207-635	.326	456-616	.740	239	729	968	31.2	537-11	371	460	44	199	1913-61.7
Conference-Only	20			416-945	.440	142-417	.341	286-384	.745	152	492	644	32.2	339-7	258	294	23	112	1260-63.0
Opponents	31			616-1559	.395	133-466	.285	399-561	.711	308	685	993	32.0	584-13	335	472	65	221	1764-56.9
Conference-Only...	20			393-1025	.383	92-316	.291	260-357	.728	196	428	624	31.2	367-10	221	285	30	139	1138-56.9

Attendance	SAM	Opponents	Scoring By Period				Deadball Rebounds					
			1st	2nd	OT	Total	Off.	Def.	Total			
Total	6,952	15,613										
Home Games/Avg.	12/579	16/976	Samford	894	1011	8	1913	Samford	73	3	76	
Neutral Sites/Avg.	-	3/0	Opponents	805	947	12	1764	Opponents	63	3	66	

2006-07 RESULTS (18-13, 12-8 OVC – Home: 8-4, Away: 8-8, Neutral: 2-1)

NOVEMBER			FEBRUARY		
10	at Alabama	L, 53-62	27	at Austin Peay*	W, 68-54
17	at Memphis	W, 62-54	29	MURRAY STATE*	L, 64-73
20	BIRMINGHAM-SOUTHERN	W, 73-66	FEBRUARY		
24	vs. Alabama A&M ¹	W, 67-52	1	TENNESSEE STATE*	W, 79-52
25	vs. Centenary ¹	W, 60-36	3	at Eastern Illinois*	W, 63-41
28	at Georgia State	L, 54-58	10	AUSTIN PEAY*	W, 67-55
DECEMBER			15	at Morehead State*	W, 58-48
3	at Iowa	L, 60-66	17	at Eastern Kentucky*	W, 62-51
7	at Jacksonville State*	W, 64-59	22	SOUTHEAST MISSOURI*	L, 58-66
9	at Troy	W, 54-51	24	EASTERN ILLINOIS*	W, 70-49
17	at Murray State*	L, 63-77	27	TENNESSEE TECH²	W, 63-60
19	at Southeast Missouri*	L, 66-70 (OT)	MARCH		
28	at South Carolina	L, 56-64	2	vs. Southeast Missouri ³	L, 51-57
JANUARY			¹ Samford/BCS Classic (Birmingham, Ala.)		
2	TENNESSEE TECH*	W, 66-44	² O'Reilly OVC Tournament First Round Game		
4	TENNESSEE-MARTIN*	L, 55-64	³ O'Reilly Semis/Finals (Nashville, Tenn.)		
6	JACKSONVILLE STATE*	W, 67-43	* Ohio Valley Conference Game		
11	at Tennessee State*	W, 68-51	Home Games in Bold		
14	at Tennessee Tech*	L, 55-62			
18	MOREHEAD STATE*	L, 57-60			
20	EASTERN KENTUCKY*	W, 59-56			
25	at Tennessee-Martin*	L, 51-63			



Alex Munday
Senior • Forward
First Team All-OVC



SOUTHEAST MISSOURI REDHAWKS

2007-08 SCHEDULE

NOVEMBER

1	AUBURN-MONTGOMERY (exh.)	5:00 p.m.
10	TULSA	7:30 p.m.
13	HENDERSON STATE	7:30 p.m.
17	at Central Arkansas	6:00 p.m.
20	CUMBERLAND	5:00 p.m.
23	vs. Texas State ¹	5:00 p.m.
24	vs. Northern Colorado ¹	5:00 p.m.
29	BAYLOR	7:30 p.m.

DECEMBER

2	at Purdue	1:00 p.m.
6	TENNESSEE STATE*	5:00 p.m.
8	TENNESSEE TECH*	5:00 p.m.
18	at Samford*	5:30 p.m.
20	at Jacksonville State*	5:30 p.m.
29	BUFFALO	12:00 p.m.

JANUARY

5	at Eastern Illinois*	5:00 p.m.
7	MURRAY STATE*	5:00 p.m.
12	at Austin Peay*	5:15 p.m.
17	at Tennessee State*	5:30 p.m.
19	at Tennessee Tech*	5:30 p.m.
24	MOREHEAD STATE*	5:00 p.m.
26	at Murray State*	5:30 p.m.

FEBRUARY

2	TENNESSEE-MARTIN*	5:00 p.m.
7	at Morehead State*	4:15 p.m.
9	at Eastern Kentucky*	2:00 p.m.
14	EASTERN ILLINOIS*	5:00 p.m.
16	at Tennessee-Martin*	4:00 p.m.
20	AUSTIN PEAY*	7:30 p.m.
23	EASTERN KENTUCKY*	7:30 p.m.
28	SAMFORD*	5:00 p.m.

MARCH

1	JACKSONVILLE STATE*	5:00 p.m.
4	OVC Tournament ²	TBA
7-8	OVC Tournament ³	TBA

¹ New Mexico St. Thanksgiving Classic (Las Cruces, N.M.)

² OVC Tournament First Round (campus sites)

³ OVC Tournament Semis/Finals (Nashville, Tenn.)

* Ohio Valley Conference Game

Home Games in Bold

All Times Central and Subject to Change

TEAM NOTES

• Southeast Missouri welcomes back eight letterwinners, including four starters from last year's squad that captured its second straight OVC regular-season title and tournament crown.

• The Redhawks became the sixth school in OVC history to win multiple league tournament titles.

• John Ishee claimed 2006-07 OVC Coach of the Year honors in his first year at the helm of the Southeast Missouri women's basketball team.

• The Redhawks ranked among the NCAA Division I leaders in three categories, including rebounds (9.1 rpg), three-point field goal percentage (36.5%) and field goal percentage defense (36.8%)

Basic Information

Location: Cape Girardeau, Mo.
 Enrollment: 10,477
 Founded: 1873
 Nickname: Redhawks
 Colors: Red, White and Black
 President: Dr. Kenneth Dobbins
 Athletic Director: Don Kaverman
 Arena (Capacity): Show Me Center (7,000)

Media Relations

Women's Basketball Contact: Corey Miggins
 Office Phone: (573) 651-2937
 Cell Phone: (773) 414-5961
 Fax: (573) 651-2810
 Email: cmiggins@semo.edu
 Web site: www.GoSoutheast.com
 Press Row Phone: (573) 651-5014

Team Information

Players Returning/Lost 8/3
 Starters Returning/Lost 4/1
 2006-07 Record/OVC (Finish): 24-8/16-4 (1st)
 Postseason: NCAA First Round

All-Time Record: 247-204 (.548)
 All-Time OVC Record: 149-121 (.552)
 Joined OVC: 1991

OVC Regular Season Titles (2)

2005-06, 2006-07

OVC Tournament Titles (2)

2006, 2007

NCAA Tournament Appearances (2)

2006, 2007

2007-08 ROSTER

No.	Name	Pos.	Ht.	Yr.	Hometown (Last School)
1	Ashley Lovelady	G	5'7	Sr.	Elkhart, Ind. (Moberly Area CC)
3	Tore' Fite	G	5'6	Fr.	Masillion, Ohio (Perry)
4	Rochelle Ikeni	F	5'10	Fr.	Fresno, Calif. (Roosevelt)
10	Mikal Bencomo	G	5'1	So.	Whiteside, Mo. (Clopton)
12	Tarina Nixon	G	5'6	Jr.	Gilbert, Ariz. (Highland)
13	Szandra Pal	G	5'7	Jr.	Budapest, Hungary (Vorosmarty Mihaly)
14	Sonya Daugherty	G/F	5'7	Jr.	St. Louis, Mo. (Hancock)
15	Missy Whitney	F/C	6'2	Sr.	Charleston, Mo. (Three Rivers CC)
21	Crysta Glenn	F	5'10	Jr.	San Diego, Calif. (Cowley County)
22	Tierra Johnson	G	5'7	Jr.	Poplar Bluff, Mo. (Three Rivers CC)
23	Mathilde Dufour	G	5'4	R-Jr.	Chanaz, France (Univ. of Auffray)
24	Kaitlyn Peddie	F	6'1	So.	Brisbane, Australia (Queensland Tech)
32	Rachel Blunt	F	6'0	Jr.	Dexter, Mo. (Dexter)
33	Lauren Sharpe	G/F	5'11	Fr.	Tipp City, Ohio (Tippecanoe)

COACHING STAFF

Head Coach John Ishee

Alma Mater: Southern Mississippi, 1986
 Hometown: Gulfport, Miss.
 Career Record: 53-29 (3 yrs.)
 School Record: 24-8 (1 yr.)
 OVC Record: 16-4
 OVC Tournament Appearances: 1
 NCAA Tournament Appearances: 1



Assistant Coaches

Chris Harris ... 1st season (Oklahoma Panhandle St., 1995)
 Angela Lewis-Moore 1st season (Saint Louis, 2004)
 Marques Binion ... 1st season (Southeast Missouri, 2006)

Career Head Coaching Record

Year	School	Overall	Conf.	Year	School	Overall	Conf.
2001-02	Life University	22-10	-	2006-07	Southeast Missouri	24-8	16-4
2005-06	New Mexico-Highlands	7-11	-				

Coach Ishee Facts

Ishee earned 2006-07 OVC Coach of the Year honors in his first season at the helm of the Redhawks...He was an assistant coach for Southeast Missouri during the 2002-03 season...Was named the head coach in March 2007 after serving as the acting head coach since Nov. 2007.

2006-07 STATISTICS

PLAYER	GP-GS	MIN	AVG	TOTAL		3-POINTERS		FT-FTA	PCT	REBOUNDS			PF-FO	A	TO	BLK	STL	PTS-AVG	
				FG-FGA	PCT	FG-FGA	PCT			OFF	DEF	TOT							AVG
DAUGHERTY, Sonya	30-19	914	30.5	150-361	.416	28-77	.364	97-145	.669	43	53	96	3.2	32-0	71	55	5	45	425-14.2
<i>Conference-Only</i>	19-14	615	32.4	105-239	.439	18-45	.400	71-104	.683	33	29	62	3.3	22-0	48	40	5	33	299-15.7
WHITNEY, Missy	32-26	919	28.7	130-304	.428	26-67	.388	135-169	.799	57	192	249	7.8	89-2	25	84	45	28	421-13.2
<i>Conference-Only</i>	20-17	592	29.6	83-186	.446	17-44	.386	89-113	.788	42	119	161	8.1	52-0	17	50	30	18	272-13.6
NIXON, Tarina	31-29	1051	33.9	104-268	.388	56-137	.409	76-98	.776	24	64	88	2.8	59-1	103	82	2	52	340-11.0
<i>Conference-Only</i>	20-18	671	33.5	68-174	.391	37-88	.420	62-81	.765	14	39	53	2.7	38-1	61	54	0	37	235-11.8
LOVELADY, Ashley	32-30	1003	31.3	133-344	.387	27-89	.303	29-44	.659	32	73	105	3.3	68-1	73	76	2	28	322-10.1
<i>Conference-Only</i>	20-18	623	31.2	77-220	.350	18-61	.295	13-21	.619	21	45	66	3.3	47-1	45	40	2	16	185-9.3
LYLES, Lachelle	31-30	1000	32.3	88-200	.440	0-0	.000	83-146	.568	218	309	527	17.0	79-2	45	65	33	22	259-8.4
<i>Conference-Only</i>	19-18	637	33.5	58-117	.496	0-0	.000	58-103	.563	148	213	361	19.0	51-0	35	34	19	13	174-9.2
BLUNT, Rachel	32-13	671	21.0	58-155	.374	10-29	.345	33-45	.733	22	73	95	3.0	72-2	31	45	1	16	159-5.0
<i>Conference-Only</i>	20-6	403	20.2	29-89	.326	3-14	.214	19-28	.679	13	46	59	3.0	48-2	16	26	0	6	80-4.0
THESING, Joiceline	29-1	286	9.9	41-100	.410	0-0	.000	18-29	.621	17	37	54	1.9	47-0	7	19	28	8	100-3.4
<i>Conference-Only</i>	20-1	164	8.2	21-50	.420	0-0	.000	12-18	.667	7	17	24	1.2	27-0	2	8	15	4	54-2.7
PAL, Szandra	31-6	420	13.5	24-75	.320	7-30	.233	6-20	.300	20	28	48	1.5	46-0	36	25	6	9	61-2.0
<i>Conference-Only</i>	20-3	259	13.0	13-44	.295	5-19	.263	5-15	.333	11	16	27	1.4	34-0	22	14	4	5	36-1.8
DUFOUR, Mathilde	15-1	86	5.7	9-24	.375	7-15	.467	2-4	.500	1	5	6	0.4	18-1	6	17	0	4	27-1.8
<i>Conference-Only</i>	8-0	33	4.1	4-9	.444	4-6	.667	2-4	.500	0	2	2	0.3	10-1	1	5	0	1	14-1.8
DIEBOLD, Heather	18-0	86	4.8	10-19	.526	5-10	.500	6-7	.857	3	9	12	0.7	2-0	5	11	2	2	31-1.7
<i>Conference-Only</i>	14-0	66	4.7	6-13	.462	4-8	.500	3-4	.750	1	4	5	0.4	2-0	3	9	2	1	19-1.4
BENCOMO, Mikal	11-0	38	3.5	1-3	.333	1-3	.333	0-2	.000	0	2	2	0.2	4-0	2	10	0	1	3-0.3
<i>Conference-Only</i>	6-0	11	1.8	0-0	.000	0-0	.000	0-2	.000	0	0	0	0.0	1-0	0	3	0	0	0-0.0
Total	32			748-1853	.404	167-457	.365	485-709	.684	479	909	1388	43.4	517-9	404	495	124	215	2148-67.1
<i>Conference-Only</i>	20			464-1141	.407	106-285	.372	334-493	.677	312	576	888	44.4	333-5	250	287	77	134	1368-68.4
Opponents	32			690-1876	.368	163-547	.298	428-584	.733	357	741	1098	34.3	594-10	349	440	75	234	1971-61.6
<i>Conference-Only</i>	20			409-1159	.353	109-370	.295	284-378	.751	222	448	670	33.5	395-8	215	255	42	124	1211-60.5

Attendance

Total	17,064
Home Games/Avg.	16/1,066
Neutral Sites/Avg.	-

SEMO

Total	21,344
Home Games/Avg.	13/1,255
Neutral Sites/Avg.	3/1,677

Opponents

Total	21,344
Home Games/Avg.	13/1,255
Neutral Sites/Avg.	3/1,677

Scoring By Period

	1st	2nd	OT	2OT	Total
Southeast Missouri	1014	1110	15	9	2148
Opponents	926	1028	11	6	1971

Deadball Rebounds

	Off.	Def.	Total
Southeast Missouri	105	1	106
Opponents	77	5	82

2006-07 RESULTS (24-8, 16-4 OVC – Home: 15-1, Away: 7-6, Neutral: 2-1)

NOVEMBER

11	at Tulsa	L, 54-67
14	CENTRAL ARKANSAS	W, 64-60
17	FLORIDA STATE	L, 50-64
21	HARRIS-STOWE	W, 101-78

DECEMBER

2	at Baylor	L, 47-81
7	at Tennessee State*	W, 67-53
9	at Tennessee Tech*	L, 58-59
15	EAST TENNESSEE	W, 73-68
17	JACKSONVILLE STATE*	W, 90-83
19	SAMFORD*	W, 70-66 (OT)
22	at Buffalo	W, 61-50
28	MARTIN METHODIST	W, 93-53

JANUARY

2	at Eastern Kentucky*	W, 64-62
4	EASTERN ILLINOIS*	W, 77-60
8	at Murray State*	W, 67-61
13	at Austin Peay*	L, 60-75
18	TENNESSEE STATE*	W, 64-46
20	TENNESSEE TECH*	W, 77-52
24	at Morehead State*	L, 58-68
27	MURRAY STATE*	W, 66-62 (2OT)
29	AUSTIN PEAY*	W, 67-56

FEBRUARY

3	at Tennessee-Martin*	L, 54-63
8	MOREHEAD STATE*	W, 84-70
10	EASTERN KENTUCKY*	W, 73-72
14	at Eastern Illinois*	W, 63-42
17	TENNESSEE-MARTIN*	W, 58-52
22	at Samford*	W, 66-58
24	at Jacksonville State*	W, 85-50
27	AUSTIN PEAY¹	W, 58-54

MARCH

2	vs. Samford ²	W, 57-51
3	vs. Murray State ²	W, 62-60
17	vs. Oklahoma ³	L, 64-70

¹O'Reilly OVC Tournament First Round Game
²O'Reilly OVC Semis/Finals (Nashville, Tenn.)
³NCAA Tournament First Round (Austin, Texas)
 * Ohio Valley Conference Game

Home Games in Bold



Sonya Daugherty
 Junior • Guard/Forward
 2007 OVC Tournament MVP



TENNESSEE STATE LADY TIGERS

2007-08 SCHEDULE

NOVEMBER

6	FISK (exhibition)	5:30 p.m.
9	LEMOYNE-OWEN (exhibition)	5:30 p.m.
14	at Ohio State	7:00 p.m.
17	NICHOLLS STATE	3:00 p.m.
20	SAINT LOUIS	7:00 p.m.
23	at Memphis ¹	6:00 p.m.
24	vs. La. Tech/Northwestern St. ¹	TBA
29	NORTH CAROLINA CENTRAL	7:00 p.m.

DECEMBER

1	BELMONT	6:00 p.m.
6	at Southeast Missouri*	5:00 p.m.
8	at Eastern Illinois*	5:00 p.m.
16	at Butler	2:00 p.m.
20	LIPSCOMB	7:00 p.m.

JANUARY

3	MOREHEAD STATE*	5:30 p.m.
5	at Murray State*	5:30 p.m.
7	TENNESSEE-MARTIN*	5:30 p.m.
10	at Samford*	5:00 p.m.
12	at Jacksonville State*	2:00 p.m.
17	SOUTHEAST MISSOURI*	5:30 p.m.
19	EASTERN ILLINOIS*	5:30 p.m.
24	EASTERN KENTUCKY*	5:30 p.m.
26	at Tennessee Tech*	5:30 p.m.
31	SAMFORD*	5:30 p.m.

FEBRUARY

2	at Austin Peay*	5:15 p.m.
7	at Tennessee-Martin*	5:30 p.m.
9	TENNESSEE TECH*	5:30 p.m.
11	AUSTIN PEAY*	7:00 p.m.
14	MURRAY STATE*	5:30 p.m.
23	JACKSONVILLE STATE*	3:00 p.m.
28	at Morehead State*	4:00 p.m.

MARCH

1	at Eastern Kentucky*	4:30 p.m.
4	OVC Tournament ³	TBA
7-8	OVC Tournament ⁴	TBA

¹Memphis Tournament (Memphis, Tenn.)

²OVC Tournament First Round (campus sites)

³OVC Tournament Semis/Finals (Nashville, Tenn.)

* Ohio Valley Conference Game

Home Games in Bold

All Times Central and Subject to Change

TEAM NOTES

• Tennessee State returns all five of its starters from last season however, the Lady Tigers remain young and will have just one senior on the squad in 2007-08.

• The Lady Tigers finished the season ranked 21st in the nation with 11.1 steals per game. Jheri Booker led the Conference with 2.50 steals/game while Kendra Appling ranked fourth with 2.14 steals/game last year.

• TSU snapped its 30-game losing streak last season with a 64-52 win over Lipscomb. The Lady Tigers also ended a 21-game OVC skid with a 67-52 victory over Eastern Illinois.

Basic Information

Location: Nashville, Tenn.
 Enrollment: 9,024
 Founded: 1908
 Nickname: Tigers
 Colors: Royal Blue and White
 President: Dr. Melvin Johnson
 Athletic Director: Teresa Phillips
 Arena (Capacity): Gentry Center (10,000)

Media Relations

Women's Basketball Contact: .. Zekeya Anderson
 Office Phone: (615) 963-1867
 Cell Phone (615) 828-3603
 Fax: (615) 963-7589
 Email: zanderson01@tnstate.edu
 Web site: www.TSUTigers.com
 Press Row Phone: (615) 963-7616

2007-08 ROSTER

No.	Name	Pos.	Ht.	Yr.	Hometown (Last School)
1	Jheri Booker	F	6'0	So.	Summerville, Ga. (Chatooga)
3	Kierra Goodwin	G	5'9	So.	Cahokia, Ill. (Cahokia)
4	Nikki Rumph	G	5'7	So.	Chattanooga, Tenn. (Chattanooga Christian)
5	Kendra Appling	G	5'7	Jr.	Jackson, Ga. (Jackson)
10	Meridith Stafford	G	5'6	Fr.	Memphis, Tenn. (Central)
14	Jasmine Ellis	F	6'0	Fr.	Memphis, Tenn. (Central)
15	Tiffany Jackson	G	6'0	So.	Houston, Texas (Bush)
20	LaDona Pierce	G	5'6	So.	Hampton, Va. (Hampton)
21	Charisse Hicks	G	5'8	Jr.	Indianapolis, Ind. (Kaskaskia JC)
23	Obiageli Okafor	G/F	5'9	Jr.	Rolla, Mo. (Rolla)
30	Tequila Martin	G	5'4	Fr.	Dothan, Ala. (Dothan)
50	Jaqueline Oliveria	C	6'4	Sr.	Rio de Janerio, Brazil (Hutchinson CC)
54	Chelsea Cromartie	F	6'2	So.	Winston Salem, N.C. (North Forsyth)

COACHING STAFF

Head Coach Tracee Wells

Alma Mater: Tennessee State, 1998
Hometown: Belleville, Ill.
Family: Husband - Bubba Wells
Career Record: 18-65 (3 yrs.)
School Record: same
OVC Record: 12-44
OVC Tournament Appearances: none
NCAA Tournament Appearances: none



Assistant Coaches

David Midlick 2nd season (Mississippi, 1992)
 Tammy A. Bagby 1st season (Langston, 1993)
 Tamara Washington 1st season (Tennessee St., 2001)

Career Head Coaching Record

Year	School	Overall	Conf.	Year	School	Overall	Conf.
2004-05	Tennessee State	11-17	8-8	2006-07	Tennessee State	7-22	4-16
2005-06	Tennessee State	0-27	0-20				

Coach Wells Facts

Wells was a member of the 1995 Tennessee State squad that won its second OVC title...Was an assistant coach at TSU for two seasons before taking over the helm of the Lady Tigers in 2004...Was a contestant on the TV game show *Deal or No Deal* where she won \$265,000...Married Austin Peay men's assistant coach Charles "Bubba" Wells in August 2007.

2006-07 STATISTICS

PLAYER	TOTAL					3-POINTERS			REBOUNDS					PF-FO	A	TO	BLK	STL	PTS-AVG
	GP-GS	MIN	AVG	FG-FGA	PCT	FG-FGA	PCT	FT-FTA	PCT	OFF	DEF	TOT	AVG						
OKAFOR, Obiageli	29-28	852	29.4	161-358	.450	1-6	.167	89-129	.690	120	83	203	7.0	80-4	22	67	5	42	412-14.2
Conference-Only	20-20	629	31.5	119-262	.454	1-3	.333	74-102	.725	84	60	144	7.2	56-2	15	49	4	34	313-15.7
APPLING, Kendra	28-28	904	32.3	140-371	.377	22-89	.247	59-86	.686	34	78	112	4.0	76-2	95	88	9	60	361-12.9
Conference-Only	19-19	603	31.7	93-249	.373	15-59	.254	43-57	.754	25	47	72	3.8	54-2	65	59	6	33	244-12.8
BOOKER, Jheri	28-17	726	25.9	87-246	.354	1-7	.143	47-79	.595	69	117	186	6.6	90-3	30	77	17	70	222-7.9
Conference-Only	19-14	535	28.2	64-172	.372	1-7	.143	38-58	.655	47	87	134	7.1	66-3	22	55	11	53	167-8.8
RUMPH, Nikki	29-21	766	26.4	92-277	.332	4-17	.235	34-47	.723	22	53	75	2.6	64-1	24	52	8	44	222-7.7
Conference-Only	20-15	550	27.5	71-203	.350	3-13	.231	24-30	.800	19	34	53	2.7	42-0	20	33	6	30	169-8.5
JACKSON, Meesha	15-5	230	15.3	44-84	.524	0-0	.000	12-19	.632	35	53	88	5.9	15-0	6	16	19	13	100-6.7
Conference-Only	7-3	94	13.4	15-32	.469	0-0	.000	3-5	.600	6	13	19	2.7	8-0	0	6	5	2	33-4.7
JACKSON, Tiffany	28-4	470	16.8	53-153	.346	0-5	.000	32-51	.627	28	28	56	2.0	49-1	10	36	9	22	138-4.9
Conference-Only	19-4	341	17.9	35-101	.347	0-2	.000	19-36	.528	21	18	39	2.1	36-1	6	23	4	16	89-4.7
BANKS, Jamika	18-11	336	18.7	24-76	.316	1-5	.200	25-47	.532	32	58	90	5.0	53-3	7	38	6	8	74-4.1
Conference-Only	9-3	148	16.4	7-23	.304	0-0	.000	15-24	.625	11	22	33	3.7	23-1	4	15	0	2	29-3.2
PIERCE, LaDona	29-29	845	29.1	42-138	.304	2-8	.250	31-63	.492	18	47	65	2.2	74-3	117	120	2	43	117-4.0
Conference-Only	20-20	607	30.4	34-105	.324	2-6	.333	17-39	.436	15	30	45	2.3	54-3	80	73	1	29	87-4.4
MAYBERRY, Taviunna	25-2	251	10.0	25-62	.403	0-1	.000	21-40	.525	31	26	57	2.3	43-1	0	9	10	5	71-2.8
Conference-Only	19-2	202	10.6	17-43	.395	0-0	.000	13-23	.565	24	21	45	2.4	37-1	0	6	8	4	47-2.5
CROMARTIE, Chelsea	22-0	115	5.2	6-13	.462	0-0	.000	4-12	.333	7	10	17	0.8	9-0	0	8	2	3	16-0.7
Conference-Only	14-0	63	4.5	2-5	.400	0-0	.000	3-6	.500	1	4	5	0.4	5-0	0	4	0	1	7-0.5
GOODWIN, Kierra	26-0	248	9.5	3-29	.103	0-1	.000	10-19	.526	3	17	20	0.8	10-0	29	37	4	10	16-0.6
Conference-Only	20-0	201	10.1	2-24	.083	0-0	.000	10-18	.556	3	14	17	0.9	7-0	23	30	3	7	14-0.7
OLIVEIRA, Jaqueline	16-0	48	3.0	2-6	.333	0-0	.000	0-0	.000	2	2	4	0.3	3-0	0	9	2	3	4-0.3
Conference-Only	11-0	27	2.5	2-4	.500	0-0	.000	0-0	.000	2	1	3	0.3	1-0	0	6	0	2	4-0.4
MAUA, Tiana	2-0	10	5.0	0-1	.000	0-0	.000	0-0	.000	0	0	0	0.0	0-0	0	1	0	0	0-0.0
Conference-Only	0-0	0	0.0	0-0	.000	0-0	.000	0-0	.000	0	0	0	0.0	0-0	0	0	0	0	0-0.0
Total	29			679-1814	.374	31-139	.223	364-592	.615	469	640	1109	38.2	566-18	340	568	93	323	1753-60.4
Conference-Only	20			461-1223	.377	22-90	.244	259-398	.651	303	391	694	34.7	389-13	235	365	48	213	1203-60.2
Opponents	29			719-1660	.433	144-429	.336	455-634	.718	391	780	1171	40.4	514-13	410	631	98	250	2037-70.2
Conference-Only	20			505-1106	.457	111-306	.363	315-439	.718	267	537	804	40.2	356-9	289	437	64	158	1436-71.8

Attendance

	TSU	Opponents
Total	14,508	12,308
Home Games/Avg.	13/1,116	14/822
Neutral Sites/Avg.	-	2/402

Scoring By Period

	1st	2nd	Total
Tennessee State	823	930	1753
Opponents	950	1087	2037

Deadball Rebounds

	Off.	Def.	Total
Tennessee State	104	2	106
Opponents	86	8	94

2006-07 RESULTS (7-22, 4-16 OVC – Home: 6-7, Away: 1-13, Neutral: 0-2)

NOVEMBER

15	at Saint Louis	L, 59-96
22	at Savannah State	L, 65-79
27	at Lipscomb	W, 64-52

DECEMBER

7	SOUTHEAST MISSOURI*	L, 53-67
9	EASTERN ILLINOIS*	W, 67-52
17	at Butler	L, 57-85
20	BUTLER	L, 57-85
29	SAVANNAH STATE	W, 76-70
29	vs. Mississippi State ¹	L, 45-71
30	vs. Alcorn State ¹	L, 48-68

JANUARY

2	at Morehead State*	L, 55-68
4	MURRAY STATE*	L, 55-83
6	at Tennessee-Martin*	L, 57-65
11	SAMFORD*	L, 51-68
13	JACKSONVILLE STATE*	L, 68-69
15	FISK	W, 79-21
18	at Southeast Missouri*	L, 46-64
20	at Eastern Illinois*	L, 54-84
25	at Eastern Kentucky*	L, 49-88
27	TENNESSEE TECH*	W, 57-50
29	at Jacksonville State*	L, 69-76

FEBRUARY

1	at Samford*	L, 52-79
3	AUSTIN PEAY*	W, 84-71
8	TENNESSEE-MARTIN*	W, 61-35
10	at Tennessee Tech*	L, 57-88
12	at Austin Peay*	L, 72-81
15	at Murray State*	L, 60-81
22	MOREHEAD STATE*	L, 65-77
24	EASTERN KENTUCKY*	L, 71-80

¹Georgia Tech Tournament (Atlanta, Ga.)

* Ohio Valley Conference Game

Home Games in Bold



Obiageli Okafor
 Junior • Guard/Forward
 Ranked 6th in the OVC in Points (14.2 ppg)



TENNESSEE TECH GOLDEN EAGLES

2007-08 SCHEDULE

NOVEMBER

5	TUSCULUM (exhibition)	7:00 p.m.
10	at Memphis	7:00 p.m.
14	at Middle Tennessee	TBA
20	BELMONT	7:00 p.m.
27	at Evansville	11:00 a.m.
30	ALABAMA	7:00 p.m.

DECEMBER

6	at Eastern Illinois*	5:00 p.m.
8	at Southeast Missouri*	5:00 p.m.
15	at Hawaii Tournament ¹	TBA
16	at Hawaii Tournament ¹	TBA
17	at Hawaii Tournament ¹	TBA
21	SOUTHERN ILLINOIS	7:00 p.m.
29	CINCINNATI	7:00 p.m.

JANUARY

3	AUSTIN PEAY*	5:30 p.m.
5	at Eastern Kentucky*	4:30 p.m.
7	MOREHEAD STATE*	5:30 p.m.
10	at Jacksonville State*	5:30 p.m.
12	at Samford*	5:30 p.m.
17	EASTERN ILLINOIS*	5:30 p.m.
19	SOUTHEAST MISSOURI*	5:30 p.m.
24	at Murray State*	5:30 p.m.
26	TENNESSEE STATE*	5:30 p.m.
31	at Tennessee-Martin*	5:30 p.m.

FEBRUARY

2	EASTERN KENTUCKY*	5:30 p.m.
7	JACKSONVILLE STATE*	5:30 p.m.
9	at Tennessee State*	5:30 p.m.
14	TENNESSEE-MARTIN*	5:30 p.m.
16	at Austin Peay*	5:30 p.m.
21	SAMFORD*	TBA
23	at Morehead State*	1:00 p.m.
28	MURRAY STATE*	5:30 p.m.

MARCH

4	OVC Tournament ²	TBA
7-8	OVC Tournament ³	TBA

¹Hawaii Tournament (Honolulu, Hawaii)

²OVC Tournament First Round (campus sites)

³OVC Tournament Semis/Finals (Nashville, Tenn.)

* Ohio Valley Conference Game

Home Games in Bold

All Times Central and Subject to Change

TEAM NOTES

• Tennessee Tech's 2007-08 schedule features a trip to Hawaii where the Golden Eagles will participate in the University of Hawaii Tournament. Tech will be joined by host Hawai'i, Western Carolina and Oregon in the tournament.

• Tech assistant coach Misty Garrett is one of nine former OVC players that is now serving on the staff of a league member. Garrett played for the Golden Eagles from 1999-2002.

• The Golden Eagles own a 335-95 all-time league mark which tops the OVC. Tech recorded the program's 600th victory as a member of the OVC last season.

Basic Information

Location: Cookeville, Tenn.
 Enrollment: 10,321
 Founded: 1915
 Nickname: Golden Eagles
 Colors: Purple and Gold
 President: Dr. Robert Bell
 Athletic Director: Mark Wilson
 Arena (Capacity): Eblen Center (10,152)

Media Relations

Women's Basketball Contacts: ..Rob Schabert/T.J. May
 Office Phone: (931) 372-3088
 Cell Phone: (931) 703-4927/TBA
 Fax: (931) 372-6139
 Email: rschabert@tntech.edu
 tmay@tntech.edu
 Web site: www.TTUSports.com
 Press Row Phone: (931) 372-6077

2007-08 ROSTER

No.	Name	Pos.	Ht.	Yr.	Hometown (Last School)
00	Kristina Tyler	C	6'1	Sr.	Flowery Branch, Ga. (Flowery Branch)
1	Blair Bowens	G/F	5'6	Jr.	Tuscumbia, Ala. (Deshler)
3	Jordan Ramsey	G	5'6	So.	Clarkrange, Tenn. (Clarkrange)
11	Mandy Mendenhall	G	5'8	Fr.	Kingston Springs, Tenn. (Harpeth)
15	Jasmine White	F/C	6'0	Fr.	Lavergne, Tenn. (Smryna)
20	Holly Rogers	G	5'9	So.	Cleveland, Tenn. (Vanderbilt)
22	Whitney Mayo	G	5'9	So.	Dalton, Ga. (Dalton)
24	Marissa Hensley	F	5'11	Sr.	Gainesboro, Tenn. (Jackson County)
31	Allison Price	G	5'7	Jr.	Atlanta, Ga. (Chattahoochee)
33	Cara Reed	F	5'10	Sr.	Cookeville, Tenn. (Davidson College)
42	Meagan Lyons	G	5'6	Jr.	Greeneville, Tenn. (Greeneville)
44	Rachel Whittle	F/C	6'0	Jr.	Hubbard, Texas (McClennan CC)

COACHING STAFF

Head Coach Amy Brown

Alma Mater: Louisiana Tech, 1996
 Hometown: Livingston, Tenn.
 Career Record: 12-18 (1 yr.)
 School Record: same
 OVC Record: 11-9
 OVC Tournament Appearances: 1
 NCAA Tournament Appearances: none

Assistant Coaches

Stacie Childress 5th season (Middle Tennessee, 1991)
 Misty Garrett 4th season (Tennessee Tech, 2002)
 Ashley Early 1st season (Vanderbilt, 2005)



Career Head Coaching Record

Year	School	Overall	Conf.	Year	School	Overall	Conf.
2006-07	Tennessee Tech	12-18	11-9				

Coach Brown Facts

Brown spent five years at Tennessee Tech's associate head coach and five years as the Golden Eagles' assistant head coach before taking over the head coaching position following Bill Worrell's retirement...Was a four-year starter at Louisiana Tech, where she reached the NCAA Tournament all four years, including playing in the NCAA Title game in 1994.

2006-07 STATISTICS

PLAYER	GP-GS	MIN	TOTAL			3-POINTERS			REBOUNDS			AVG	PF-FO	A	TO	BLK	STL	PTS-AVG	
			FG-FGA	PCT	FG-FGA	PCT	FT-FTA	PCT	OFF	DEF	TOT								
CAVIN, Kendall	30-30	1051	35.0	145-374	.388	47-151	.311	90-114	.789	30	100	130	4.3	87-1	71	73	11	32	427-14.2
Conference-Only	20-20	713	35.7	104-262	.397	33-105	.314	64-81	.790	20	67	87	4.4	58-1	51	52	7	27	305-5.3
LYONS, Meagan	28-26	761	27.2	104-230	.452	14-41	.341	43-86	.500	51	57	108	3.9	60-0	53	60	3	54	265-9.5
Conference-Only	19-18	510	26.8	59-144	.410	8-26	.308	28-56	.500	40	37	77	4.1	37-0	33	37	3	34	154-8.1
REED, Cara	30-22	939	31.3	90-189	.476	22-45	.489	63-77	.818	34	90	124	4.1	62-1	56	48	14	31	265-8.8
Conference-Only	20-16	630	31.5	53-109	.486	16-31	.516	44-57	.772	24	70	94	4.7	43-1	42	32	9	22	166-8.3
TYLER, Kristina	30-23	589	19.6	100-226	.442	7-18	.389	51-64	.797	53	102	155	5.2	74-0	26	63	12	22	258-8.6
Conference-Only	20-18	444	22.2	79-178	.444	7-18	.389	42-50	.840	40	79	119	6.0	62-0	24	46	12	17	207-10.4
HENSLEY, Marissa	30-14	780	26.0	95-217	.438	28-86	.326	36-52	.692	39	77	116	3.9	53-1	44	76	3	24	254-8.5
Conference-Only	20-6	502	25.1	60-137	.438	18-57	.316	18-26	.692	26	51	77	3.9	30-0	28	42	3	14	156-7.8
BOWENS, Blair	30-5	639	21.3	80-200	.400	27-73	.370	67-82	.817	30	75	105	3.5	54-0	43	60	0	41	254-8.5
Conference-Only	20-2	431	21.6	58-144	.403	19-54	.352	57-68	.838	21	56	77	3.9	39-0	30	40	0	31	192-9.6
PRICE, Allison	30-20	791	26.4	35-116	.302	12-53	.226	24-43	.558	12	59	71	2.4	76-1	60	85	0	24	106-3.5
Conference-Only	20-17	532	26.6	18-67	.269	5-28	.179	19-32	.594	7	40	47	2.4	44-0	36	57	0	16	60-3.0
APPLE, Deanna	24-10	318	13.3	15-47	.319	4-14	.286	15-22	.682	5	11	16	0.7	19-0	29	29	0	7	49-2.0
Conference-Only	15-3	168	11.2	8-26	.308	1-8	.125	8-14	.571	2	1	3	0.2	13-0	17	14	0	2	25-1.7
HOOD, Jennifer	6-0	16	2.7	2-3	.667	1-1	1.000	1-2	.500	2	2	4	0.7	0-0	1	2	1	1	6-1.0
Conference-Only	4-0	13	3.3	2-3	.667	1-1	1.000	1-2	.500	1	1	2	0.5	0-0	0	1	1	1	6-1.5
MAYO, Whitney	13-0	39	3.0	3-10	.300	3-10	.300	0-0	.000	1	2	3	0.2	3-0	2	5	1	0	9-0.7
Conference-Only	6-0	27	4.5	2-7	.286	2-7	.286	0-0	.000	0	2	2	0.3	3-0	2	2	1	0	6-1.0
NICHOLS, Joi	17-0	76	4.5	3-10	.300	3-9	.333	0-0	.000	1	3	4	0.2	3-0	3	6	0	1	9-0.5
Conference-Only	11-0	44	4.0	1-5	.200	1-4	.250	0-0	.000	0	3	3	0.3	2-0	2	2	0	1	3-0.3
DODD, Daisy	9-0	29	3.2	0-8	.000	0-1	.000	1-3	.333	1	5	6	0.7	5-0	1	4	1	4	1-0.1
Conference-Only	5-0	13	2.6	0-3	.000	0-0	.000	0-0	.000	1	2	3	0.6	3-0	1	3	0	2	0-0.0
Total	30			672-1630	.412	168-502	.335	391-545	.717	318	659	977	32.6	496-4	389	528	46	241	1903-63.4
Conference-Only	20			444-1085	.409	111-339	.327	281-386	.728	219	463	682	34.1	334-2	266	338	36	167	1280-64.0
Opponents	30			723-1687	.429	172-521	.330	391-514	.761	368	723	1091	36.4	518-11	440	523	112	270	2009-67.0
Conference-Only	20			438-1104	.397	105-343	.306	255-343	.743	249	472	721	36.0	352-9	263	360	66	162	1236-61.8

Attendance

	TTU	Opponents
Total	21,424	17,805
Home Games/Avg.	13/1,648	16/1,107
Neutral Sites/Avg.	-	1/89

Scoring By Period

	1st	2nd	OT	Total
Tennessee Tech	933	960	10	1903
Opponents	969	1029	11	2009

Deadball Rebounds

	Off.	Def.	Total
Tennessee Tech	64	6	70
Opponents	54	5	59

2006-07 RESULTS (12-18, 11-9 OVC – Home: 10-3, Away: 2-14, Neutral: 0-1)

NOVEMBER

13	LAMBUTH	W, 92-75
17	at Alabama	L, 56-71
24	at Pepperdine ¹	L, 62-91
25	vs. Virginia Tech ¹	L, 52-87
29	MIDDLE TENNESSE	L, 50-68

DECEMBER

2	at Austin Peay*	L, 57-66
7	EASTERN ILLINOIS*	L, 70-89
9	SOUTHEAST MISSOURI*	W, 58-58
17	CLEMSON	L, 67-70
19	at Southern Illinois	L, 62-69
21	at Cincinnati	L, 70-86
30	at North Carolina	L, 52-93

JANUARY

2	at Samford*	L, 44-66
4	EASTERN ILLINOIS*	W, 84-50
6	at Morehead State*	L, 54-57
11	JACKSONVILLE STATE*	W, 85-73
14	SAMFORD*	W, 62-55
18	at Eastern Illinois*	L, 61-63
20	at Southeast Missouri*	L, 52-77
25	MURRAY STATE*	W, 54-49

27	at Tennessee State*	L, 50-57
29	MOREHEAD STATE*	W, 59-51

FEBRUARY

1	TENNESSEE-MARTIN*	W, 54-48
4	at Eastern Kentucky*	W, 65-64
8	at Jacksonville State*	W, 85-69
10	TENNESSEE STATE*	W, 88-57
13	at Tennessee-Martin*	L, 55-56
17	AUSTIN PEAY*	W, 63-51
22	at Murray State*	L, 79-80 (OT)
27	at Samford ²	L, 60-63

¹Pepperdine Tournament (Malibu, Calif.)

²O'Reilly OVC Tournament First Round Game

* Ohio Valley Conference Game

Home Games in Bold



Meagan Lyons
Junior • Guard
Averaged 9.5 ppg last season



UT MARTIN SKYHAWKS

2007-08 SCHEDULE

NOVEMBER

5	DELTA STATE (exhibition)	5:30 p.m.
9	LIPSCOMB	5:30 p.m.
13	CENTRAL ARKANSAS	5:30 p.m.
17	at South Florida Classic ¹	TBA
18	at South Florida Classic ¹	TBA
27	SAINT LOUIS	6:00 p.m.

DECEMBER

1	at Texas A&M-Corpus Christi	TBA
3	at Texas-Pan American	TBA
8	JACKSONVILLE STATE*	4:00 p.m.
17	at Morehead State*	4:15 p.m.
19	at Eastern Kentucky*	TBA
28	at Iowa State Tournament ²	TBA
29	at Iowa State Tournament ²	TBA
30	at Iowa State Tournament ²	TBA

JANUARY

5	SAMFORD*	5:30 p.m.
7	at Tennessee State*	5:00 p.m.
10	at Eastern Illinois*	TBA
12	MOREHEAD STATE*	4:00 p.m.
17	at Austin Peay*	5:15 p.m.
19	MURRAY STATE*	4:00 p.m.
24	at Samford*	4:00 p.m.
26	at Jacksonville State*	2:00 p.m.
31	TENNESSEE TECH*	5:30 p.m.

FEBRUARY

2	at Southeast Missouri*	5:00 p.m.
7	TENNESSEE STATE*	5:30 p.m.
9	EASTERN ILLINOIS*	4:00 p.m.
14	at Tennessee Tech*	5:30 p.m.
16	SOUTHEAST MISSOURI*	4:00 p.m.
21	EASTERN KENTUCKY*	5:30 p.m.
23	AUSTIN PEAY*	4:00 p.m.

MARCH

1	at Murray State*	5:30 p.m.
4	OVC Tournament ³	TBA
7-8	OVC Tournament ⁴	TBA

¹South Florida Classic (Tampa, Fla.)

²Iowa State Tournament (Ames, Iowa)

³OVC Tournament First Round (campus sites)

⁴OVC Tournament Semis/Finals (Nashville, Tenn.)

* Ohio Valley Conference Game

Home Games in Bold

All Times Central and Subject to Change

TEAM NOTES

• Tennessee-Martin returns three starters from last season's squad that made the OVC Tournament semifinals. The Skyhawks also welcome five newcomers this year.

• The Skyhawks averaged just 59.5 points last season, which ranked last in the league; however they were second in scoring defense allowing just 56.9 points per game.

• Head coach Tara Tansil and her assistant Jessica Grayson are two of nine former OVC players that are now serving on league coaching staffs.

Basic Information

Location: Martin, Tenn.
 Enrollment: 7,000
 Founded: 1900 (1951, Senior College)
 Nickname: Skyhawks
 Colors: Navy Blue and Orange
 Chancellor: Dr. Thomas Rakes
 Athletic Director: Phil Dane
 Arena: Elam Center/Skyhawk Arena (5,000)

Media Relations

Women's Basketball Contact: Matt Maxey
 Office Phone: (731) 881-7632
 Cell Phone: (615) 330-9890
 Fax: (731) 881-7624
 Email: mmaxey@utm.edu
 Web site: www.UTMSports.com
 Press Row Phone: (731) 881-7694

Team Information

Players Returning/Lost..... 7/5
 Starters Returning/Lost 3/2
 2006-07 Record/OVC (Finish): .. 17-14/10-10 (6th)
 Postseason: ... OVC Tournament Semifinals

All-Time Record: 169-248 (.405)
 All-Time OVC Record: 114-142 (.445)
 Joined OVC: 1992

OVC Regular Season Titles (1)

1998-99

OVC Tournament Titles

none

NCAA Tournament Appearances

none

2007-08 ROSTER

No.	Name	Pos.	Ht.	Yr.	Hometown (Last School)
11	Nicole Holman	G	5'5	Jr.	Louisville, Ky. (Butler Traditional)
10	Jennifer Angler	G	5'8	Sr.	Zanesville, Ohio (Kirkwood CC)
12	Victoria Carlile	G	5'6	Sr.	Liberal, Kan. (Barton County CC)
15	Whitney Maxey	F/C	5'6	Sr.	Hutto, Texas (Kirkwood CC)
20/23	Aunjel Adams	G	5'7	Jr.	Dana Point, Calif. (South Plains CC)
22	Phyllisha Mitchell	F/C	5'10	Jr.	Memphis, Tenn. (Craigmont)
31	Whitney Malone	G	5'10	Fr.	Atoka, Tenn. (Munford)
32	Melody Kandil	G	6'1	Fr.	Hamilton, Ohio (Hamilton)
35	Marie Goyette	G	5'11	Fr.	Overland Park, Kan. (State Fair CC)
42	Sarah Stinson	F/C	6'2	Fr.	Woodstock, Ga. (Woodstock)
44	Crystal Fuller	F/C	6'0	Sr.	Huntingdon, Tenn. (Huntingdon)

COACHING STAFF

Head Coach Tara Tansil

Alma Mater: Tennessee-Martin, 1995
 Hometown: Greenfield, Tenn.
 Career Record: 34-52 (3 yrs.)
 School Record: same
 OVC Record: 24-32
 OVC Tournament Appearances: 2
 NCAA Tournament Appearances: none

Assistant Coaches

Lou DiFeo 4th season (Central Arkansas, 1996)
 Jessica Grayson 1st season (Austin Peay, 2005)



Career Head Coaching Record

Year	School	Overall	Conf.	Year	School	Overall	Conf.
2004-05	Tennessee-Martin	9-19	8-8	2006-07	Tennessee-Martin	17-14	10-10
2005-06	Tennessee-Martin	8-19	6-14				

Coach Tansil Facts

Tansil was an assistant at Tennessee-Martin for eight seasons prior to being named the head coach....As the assistant she helped guide the Skyhawks to a 105-122 record...In January 2006, UT Martin retired Tansil's No. 24 jersey...She was inducted into the Tennessee-Martin Athletics Hall of Fame in 2000...She holds the record for career free throw attempts (751), free throws made (564) and 3-pointers attempted (415) at UTM.

2006-07 STATISTICS

PLAYER	GP-GS	MIN	TOTAL			3-POINTERS			REBOUNDS			PF-FO	A	TO	BLK	STL	PTS-AVG		
			AVG	FG-FGA	PCT	FG-FGA	PCT	FT-FTA	PCT	OFF	DEF							TOT	AVG
MITCHELL, Phyllisha	31-24	803	25.9	140-280	.500	5-15	.333	90-125	.720	107	173	280	9.0	65-0	20	61	9	26	375-12.1
<i>Conference-Only</i>	20-16	530	26.5	91-185	.492	5-11	.455	53-72	.736	74	113	187	9.4	41-0	13	44	8	15	240-12.0
JACKSON, Andreika	23-22	654	28.4	80-159	.503	5-13	.385	100-146	.685	59	75	134	5.8	49-2	40	37	5	32	265-11.5
<i>Conference-Only</i>	14-14	408	29.1	42-90	.467	3-9	.333	61-85	.718	33	47	80	5.7	27-0	25	24	4	19	148-10.6
HOLEMAN, Nicole	31-14	832	26.8	82-209	.392	50-122	.410	69-77	.896	0	58	58	1.9	54-1	85	110	2	42	283-9.1
<i>Conference-Only</i>	20-13	545	27.3	52-134	.388	31-79	.392	42-48	.875	0	38	38	1.9	33-0	51	64	1	22	177-8.9
FULLER, Crystal	30-18	755	25.2	99-212	.467	0-1	.000	59-76	.776	58	140	198	6.6	85-2	38	56	10	26	257-8.6
<i>Conference-Only</i>	19-15	505	26.6	62-136	.456	0-1	.000	36-48	.750	32	94	126	6.6	50-0	25	35	8	19	160-8.4
COX, Kimberly	31-31	934	30.1	44-154	.286	25-103	.243	17-27	.630	7	48	55	1.8	63-0	101	75	12	41	130-4.2
<i>Conference-Only</i>	20-20	604	30.2	29-102	.284	18-71	.254	4-11	.364	2	25	27	1.4	44-0	70	48	6	31	80-4.0
ANGLER, Jennifer	31-22	620	20.0	48-139	.345	24-87	.276	10-17	.588	1	39	40	1.3	34-0	65	56	0	11	130-4.2
<i>Conference-Only</i>	20-11	392	19.6	33-84	.393	16-53	.302	8-13	.615	1	20	21	1.1	18-0	44	25	0	7	90-4.5
CARLILE, Victoria	31-0	446	14.4	40-157	.255	28-107	.262	16-21	.762	11	26	37	1.2	27-0	18	31	1	16	124-4.0
<i>Conference-Only</i>	20-0	297	14.9	30-97	.309	23-68	.338	10-15	.667	7	18	25	1.3	18-0	8	21	0	11	93-4.7
MAXEY, Whitney	30-11	337	11.2	34-91	.374	0-0	.000	16-21	.762	22	43	65	2.2	43-2	11	30	2	10	84-2.8
<i>Conference-Only</i>	19-4	170	8.9	23-57	.404	0-0	.000	14-18	.778	9	25	34	1.8	25-1	8	15	0	5	60-3.2
RIVERS, Nicole	31-7	389	12.5	19-62	.306	15-45	.333	18-19	.947	6	24	30	1.0	23-0	42	23	0	19	71-2.3
<i>Conference-Only</i>	20-4	231	11.6	9-32	.281	5-22	.227	12-13	.923	2	14	16	0.8	14-0	26	15	0	11	35-1.8
GLOVER, Alisha	29-6	280	9.7	23-63	.365	0-0	.000	19-26	.731	28	55	83	2.9	46-0	3	30	23	2	65-2.2
<i>Conference-Only</i>	18-3	177	9.8	15-36	.417	0-0	.000	11-14	.786	13	38	51	2.8	29-0	2	19	15	2	41-2.3
GLOVER, Alisha	1-0	10	10.0	1-1	1.000	0-0	.000	0-0	.000	0	1	1	1.0	2-0	0	0	1	0	2-2.0
<i>Conference-Only</i>	1-0	10	10.0	1-1	1.000	0-0	.000	0-0	.000	0	1	1	1.0	2-0	0	0	1	0	2-2.0
WILLINGHAM, Deina	28-0	176	6.3	16-47	.340	2-6	.333	21-34	.618	10	23	33	1.2	13-0	11	18	1	2	55-2.0
<i>Conference-Only</i>	17-0	104	6.1	8-25	.320	1-3	.333	13-20	.650	4	12	16	0.9	9-0	5	12	1	2	30-1.8
THOMPSON, Ashley	4-0	14	3.5	1-7	.143	0-4	.000	0-0	.000	1	1	2	0.5	0-0	0	0	0	0	2-0.5
<i>Conference-Only</i>	4-0	14	3.5	1-7	.143	0-4	.000	0-0	.000	1	1	2	0.5	0-0	0	0	0	0	2-0.5
JOHNSON, Tristian	7-0	17	2.4	0-4	.000	0-2	.000	0-0	.000	1	0	1	0.1	2-0	1	1	0	0	0-0.0
<i>Conference-Only</i>	4-0	12	3.0	0-3	.000	0-1	.000	0-0	.000	0	0	0	0.0	2-0	1	1	0	0	0-0.0
THOMPSON, Ashley	1-0	7	7.0	0-2	.000	0-2	.000	0-0	.000	0	0	0	0.0	0-0	0	1	0	0	0-0.0
<i>Conference-Only</i>	0-0	0	0.0	0-0	.000	0-0	.000	0-0	.000	0	0	0	0.0	0-0	0	0	0	0	0-0.0
Total	31			627-1587	.395	154-507	.304	435-589	.739	367	769	1136	36.6	507-7	435	551	66	227	1843-59.5
<i>Conference-Only</i>	20			396-989	.400	102-322	.317	264-357	.739	214	479	693	34.7	313-1	278	338	44	144	1158-57.9
Opponents	31			663-1651	.402	147-457	.322	399-577	.692	307	668	975	31.5	540-9	353	437	90	275	1872-60.4
<i>Conference-Only</i>	20			421-1024	.411	95-262	.363	238-350	.680	183	430	613	30.7	331-3	217	264	45	173	1175-58.8

Attendance

UTM	17,969
Total	12/1,475
Home Games/Avg.	-
Neutral Sites/Avg.	2/653

Opponents

24,088
17/1,340
2/653

Scoring by Period

1st	2nd	OT	Total
Tennessee-Martin 885	941	17	1843
Opponents 839	1008	25	1872

Deadball Rebounds

Off.	Def.	Total
Tennessee-Martin 78	2	80
Opponents 87	2	89

2006-07 RESULTS (17-14, 10-10 OVC – Home: 11-1, Away: 5-12, Neutral: 1-1)

NOVEMBER

11	at Central Arkansas	W, 79-69
18	at Saint Louis	L, 65-66
22	TEXAS A&M-CORPUS CHRISTI	W, 69-68
30	DAYTON	W, 53-52 (OT)

DECEMBER

2	at Memphis	W, 69-60
5	at Tennessee	L, 29-85
9	at Jacksonville State*	L, 59-74
18	MOREHEAD STATE*	W, 73-57
20	EASTERN KENTUCKY*	L, 50-55
29	vs. Birmingham-Southern ¹	W, 74-57
30	at Georgia State ¹	L, 50-58 (OT)

JANUARY

2	at Austin Peay*	L, 55-57
4	at Samford*	W, 64-55
6	TENNESSEE STATE*	W, 65-57
11	EASTERN ILLINOIS*	W, 66-55
13	at Morehead State*	L, 47-67
18	AUSTIN PEAY*	W, 64-54
20	at Murray State*	L, 59-67
25	SAMFORD*	W, 63-51
27	JACKSONVILLE STATE*	W, 84-68
29	at Eastern Kentucky*	L, 49-64


FEBRUARY

1	at Tennessee Tech*	L, 48-54
3	SOUTHEAST MISSOURI*	W, 63-54
8	at Tennessee State*	L, 35-61
11	at Eastern Illinois*	L, 44-52
13	TENNESSEE TECH*	W, 56-55
17	at Southeast Missouri*	L, 52-58
19	at IPFW	W, 71-59
24	MURRAY STATE*	W, 62-60
27	at Morehead State ²	W, 61-57

MARCH

2	vs. Murray State ³	L, 65-66 (OT)
---	-------------------------------	---------------

¹Georgia State Tournament (Atlanta, Ga.)
²O'Reilly OVC Tournament First Round Game
³O'Reilly OVC Semis/Finals (Nashville, Tenn.)
 * Ohio Valley Conference Game
Home Games in Bold



Phyllisha Mitchell
 Junior • Forward/Center
 Averaged 12.1 pts. and 9.0 rebs. last season

2006-07 WOMEN'S BASKETBALL ALL-OVC TEAMS

OVC Player of the Year: Joi Scott, Murray State

OVC Freshmen of the Year: Jessica Huffman, Eastern Illinois

OVC Coach of the Year: John Ishee, Southeast Missouri

ALL-OVC FIRST TEAM

<u>NAME, SCHOOL</u>	<u>POS.</u>	<u>HT.</u>	<u>YR.</u>	<u>HOMETOWN</u>	<u>KEY STATS</u>
*#Joi Scott, Murray State	F	6'0	Sr.	Reynoldsburg, Ohio	21.7 ppg, 8.5 rpg, 58.4 FG%
**Alex Munday, Samford	F	6'0	Jr.	Knoxville, Tenn.	14.0 ppg, 40.5 3PT FG%
**Kendall Cavin, Tennessee Tech	G	5'9	Sr.	Martin, Tenn.	14.2 ppg, 4.3 rpg
Lachelle Lyles, Southeast Missouri	C	6'2	Sr.	Chicago, Ill.	8.4 ppg, 17.0 rpg, 44.0 FG%
#Rachel Galligan, Eastern Illinois	F	6'2	So.	Bloomington, Ill.	17.2 ppg, 8.3 rpg, 46.6 FG%

ALL-OVC SECOND TEAM

<u>NAME, SCHOOL</u>	<u>POS.</u>	<u>HT.</u>	<u>YR.</u>	<u>HOMETOWN</u>	<u>KEY STATS</u>
Crystal Jones, Eastern Kentucky	G	5'8	Jr.	Indianapolis, Ind.	16.1 ppg, 5.2 rpg, 48.9 FG%
*#LaKrisha Brown, Morehead State	C	6'3	Sr.	Hazelwood, Mo.	11.6 ppg, 7.8 rpg, 45.0 FG%
Missy Whitney, Southeast Missouri	F	6'2	Jr.	Charleston, Mo.	13.2 ppg, 7.8 rpg
Jessica Huffman, Eastern Illinois	G	5'7	Fr.	Whiteland, Ind.	16.9 ppg, 103 assists
Amber Guffey, Murray State	G	5'8	So.	Albany, Ky.	13.0 ppg, 40.3 3PTFG%

ALL-NEWCOMER TEAM

<u>NAME, SCHOOL</u>	<u>POS.</u>	<u>HT.</u>	<u>YR.</u>	<u>HOMETOWN</u>	<u>KEY STATS</u>
Jessica Huffman, Eastern Illinois	G	5'7	Fr.	Whiteland, Ind.	16.9 ppg, 103 assists
Crystal Jones, Eastern Kentucky	F	5'9	Jr.	Indianapolis, Ind.	16.1 ppg, 5.2 rpg, 48.9 FG%
Missy Whitney, Southeast Missouri	F	6'2	Jr.	Charleston, Mo.	13.2 ppg, 7.8 rpg
Amanda Green, Morehead State	G	5'7	Fr.	Shelbyville, Ky.	9.2 ppg, 3.3 rpg
Jolie Efezokhae, Jacksonville State	F	6'1	Fr.	Buford, Ga.	11.3 ppg, 6.0 rpg, 46.4 FG%

* - All-OVC 1st Team in 2005-06

** - All-OVC 2nd Team in 2005-06


- All-Newcomer Team in 2005-06



John Ishee
OVC Coach of the Year



Joi Scott
OVC Player of the Year



Jessica Huffman
OVC Freshman of the Year

2006-07 SUPERLATIVES

INDIVIDUAL GAME HIGHS

POINTS

38 - Jessica Huffman, EIU vs. Morehead St. (12/20/06)
36 - Missy Whitney, SEMO vs. Jacksonville St. (12/17/06)

FIELD GOALS MADE

15 - Joi Scott, MUR vs. Jacksonville State (12/19/06)
14 - Jessica Huffman, EIU vs. Morehead St. (12/20/06)

FIELD GOAL ATTEMPTS

29 - Jessica Huffman, EIU vs. Jacksonville St. (2/1/07)
24 - Sonya Daugherty, SEMO vs. Murray St. (1/27/07)

FIELD GOAL PERCENTAGE

1.000 (8-8) - Andreika Jackson, UTM vs. Jacksonville State (1/27/07)
.923 (12-13) - Joi Scott, MUR vs. Eastern Kentucky (12/7/06)

3-POINTERS MADE

8 - Niki Avery, EIU vs. Eastern Illinois (1/13/07)
7 - Tara Combs, MOR vs. Southeast Missouri (2/8/07)

3-POINTERS ATTEMPTED

14 - Niki Avery, EIU vs. Eastern Illinois (1/13/07)
13 - Done by Three Different Players

FREE THROWS MADE

15 - Obiageli Okafor, TSU vs. Eastern Illinois (12/9/06)
13 - Amber Guffey, MUR vs. Samford (1/29/07)

FREE THROWS ATTEMPTED

16 - Obiageli Okafor, TSU vs. Eastern Illinois (12/9/06)
15 - Done by Two Different Schools

FREE THROW PERCENTAGE

1.000 (11-11) - Missy Whitney, SEMO vs. Harris-Stowe (11/21/06)
1.000 (11-11) - Joi Scott, MUR vs. Austin Peay (1/11/07)

REBOUNDS

32 - Lachelle Lyles, SEMO vs. Tenn. State (12/7/06)
25 - Lachelle Lyles, SEMO vs. Samford (12/19/06)

ASSISTS

13 - LaDona Pierce, TSU vs. Eastern Ky. (2/24/07)
11 - Done by Stacey Strayer, MOR Twice

STEALS

9 - Jheri Booker, TSU vs. Tennessee Tech (1/27/07)
8 - Jheri Booker, TSU vs. Morehead State (2/22/07)

BLOCKED SHOTS

6 - Missy Whitney, SEMO vs. Eastern Illinois (2/14/07)
5 - Done by Two Different Players

TURNOVERS

10 - Jessica Huffman, EIU vs. Illinois State (11/28/06)
10 - Jessica Huffman, EIU vs. Austin Peay (2/8/07)

TEAM GAME HIGHS

POINTS

118 - Eastern Illinois vs. Illinois-Springfield (11/17/06)
103 - Jacksonville State vs. Eastern Illinois (2/1/07)

FIELD GOALS MADE

40 - Eastern Kentucky vs. Ohio Valley (11/11/06)
40 - Tennessee Tech vs. Lambuth (11/13/06)

FIELD GOAL ATTEMPTS

87 - Eastern Illinois vs. Jacksonville State (2/1/07)
85 - Eastern Kentucky vs. Morehead State (1/11/07)

FIELD GOAL PERCENTAGE

.635 (33-52) - Murray State vs. Eastern Kentucky (12/7/06)
.625 (25-40) - Tennessee-Martin vs. Central Arkansas (11/11/06)

3-POINTERS MADE

15 - Murray State vs. Jacksonville State (12/19/06)
12 - Jacksonville State vs. Southeast Missouri (12/17/06)

3-POINTERS ATTEMPTED

31 - Samford vs. Southeast Missouri (2/22/07)
30 - Done by Two Different Schools

FREE THROWS MADE

31 - Eastern Illinois vs. Illinois Springfield (11/17/06)
30 - Done by Three Different Schools

FREE THROWS ATTEMPTED

47 - Eastern Illinois vs. Illinois Springfield (11/17/06)
39 - Done by Five Different Schools

FREE THROW PERCENTAGE

1.000 (8-8) - Tennessee Tech vs. Virginia Tech (11/25/06)
.941 (16-17) - Austin Peay vs. Samford (2/10/07)

REBOUNDS

69 - Southeast Missouri vs. Tennessee State (12/7/06)
59 - Southeast Missouri vs. Harris-Stowe (11/21/06)

ASSISTS

28 - Eastern Illinois vs. Illinois Springfield (11/17/06)
26 - Done by Two Different Schools

STEALS

24 - Eastern Illinois vs. Illinois Springfield (11/17/06)
23 - Eastern Kentucky vs. Ohio Valley (11/11/06)

BLOCKED SHOTS

10 - Southeast Missouri vs. Eastern Illinois (2/14/07)
9 - Done by Four Different Schools

TURNOVERS

37 - Tennessee Martin vs. Tennessee State (2/8/07)
35 - Tennessee Martin vs. Central Arkansas (11/11/06)

2006-07 PLAYERS OF THE WEEK

PLAYER

N13 - Cobie Carlisle, Jacksonville State
N20 - Megan Lyons, Tennessee Tech
N27 - Crystal Jones, Eastern Kentucky
D4 - Rachel Galligan, Eastern Illinois
D11 - Lachelle Lyles, Southeast Missouri
D18 - Joi Scott, Murray State
J2 - Jessica Huffman, Eastern Illinois
J8 - Joi Scott, Murray State

NEWCOMER

N13 - Crystal Jones, Eastern Kentucky
N20 - Crystal Jones, Eastern Kentucky
N27 - Missy Whitney, Southeast Missouri
D4 - Crystal Jones, Eastern Kentucky
D11 - Crystal Jones, Eastern Kentucky
D18 - Missy Whitney, Southeast Missouri
J2 - Ashley Lovelady, Southeast Missouri
J8 - Ashley Lovelady, Southeast Missouri

FRESHMAN

N13 - Jenny Petrie, Murray State
N20 - Jessica Huffman, Eastern Illinois
N27 - Jolie Efezokhae, Jacksonville State
D4 - Amber Kirkpatrick, Eastern Kentucky
D11 - Ashley Thomas, Eastern Illinois
D18 - Jessica Huffman, Eastern Illinois
J2 - Jessica Huffman, Eastern Illinois
J8 - Jessica Huffman, Eastern Illinois

J15 - Niki Avery, Eastern Kentucky
J22 - Joi Scott, Murray St. & Sonya Daugherty, SEMO
J29 - Alex Munday, Samford
F5 - Joi Scott, Murray State
F12 - Missy Whitney, Southeast Missouri
F19 - Holly Williams, Morehead State
F26 - Crystal Fuller, Tennessee-Martin

J15 - Missy Whitney, Southeast Missouri
J22 - Crystal Jones, Eastern Kentucky
J29 - Missy Whitney, Southeast Missouri
F5 - Crystal Jones, Eastern Kentucky
F12 - Missy Whitney, Southeast Missouri
F19 - Missy Whitney, Southeast Missouri
F26 - Crystal Jones, Eastern Kentucky

J15 - Amanda Green, Morehead State
J22 - Jessica Huffman, Eastern Illinois
J29 - Jheri Booker, Tennessee State
F5 - Jolie Efezokhae, Jacksonville State
F12 - Jessica Huffman, Eastern Illinois
F19 - Ashley Thomas, Eastern Illinois
F26 - Amber Kirkpatrick, Eastern Kentucky

OVC IN NCAA STAT LEADERS

INDIVIDUALS

SCORING (National Leader = 25.4 ppg)

9. Joi Scott, MUR 21.7
58. Rachel Galligan, EIU 17.2
76. Jessica Huffman, EIU 16.9

REBOUNDING (National Leader = 17.0 rpg)

1. Lachelle Lyles, SEMO 17.0
51. Phyllisha Mitchell, UTM 9.0
74. Joi Scott, MUR 8.5
91. Rachel Galligan, EIU 8.3

ASSISTS (National Leader = 7.7 apg)

34. Stacey Strayer, MOR 5.0
87. Amber Guffey, MUR 4.3
100. La Dona Pierce, TSU 4.0

BLOCKS (National Leader = 4.4 Bpg)

75. Rachel Galligan, EIU 1.6
89. Joi Scott, MUR 1.5

STEALS (National Leader = 3.7 spg)

56. Jheri Booker, TSU 2.5
91. Crystal Jones, EIU 2.3
93. Ashley Cazeem, EIU 2.3

FG PERCENTAGE (National Leader = 70.7%)

9. Joi Scott, MUR 58.4%
78. Ashley Nichole Hayes, MUR 49.4%
85. Crystal Jones, EIU 48.9%

3-PT FG PERCENTAGE (National Leader = 51.9%)

37. Ashley Boykin, JSU 37.6%
48. Niki Avery, EIU 36.7%
78. Tarah Combs, MOR 33.7%

3-POINTERS MADE/GAME (National Leader = 3.3)

17. Niki Avery, EIU 2.7
43. Ashley Boykin, JSU 2.3
55. Tarah Combs, MOR 2.2

FT PERCENTAGE (National Leader = 92.0%)

39. Alex Munday, SAM 84.1%
44. Amber Guffey, MUR 83.7%

TEAMS

SCORING OFFENSE (National Leader = 83.7)

31. Eastern Illinois 71.9
34. Eastern Kentucky 71.8
39. Murray State 71.3
82. Jacksonville State 58.2

SCORING DEFENSE (National Leader = 49.0)

26. Samford 56.9
74. Tennessee-Martin 60.4

FG PERCENTAGE (National Leader = 50.7%)

29. Murray State 44.8%
63. Samford 42.7%
64. Eastern Kentucky 42.7%

FG % DEFENSE (National Leader = 32.8%)

28. Southeast Missouri 36.8%

3-PT FG'S PER GAME (National Leader = 8.4)

18. Samford 6.7
40. Jacksonville State 6.0
42. Morehead State 6.0
57. Tennessee Tech 5.6
64. Murray State 5.5
79. Eastern Kentucky 5.4
95. Southeast Missouri 5.2
96. Eastern Illinois 5.2

FT PERCENTAGE (National Leader = 80.1%)

9. Murray State 76.9%
43. Samford 74.0%
47. Tennessee-Martin 73.9%
56. Eastern Kentucky 73.2%
67. Eastern Illinois 72.7%
85. Jacksonville State 71.8%
87. Tennessee Tech 71.7%

REBOUNDING MARGIN (National Leader = +14.3)

9. Southeast Missouri +9.1
35. Tennessee-Martin +5.2

ASSISTS (National Leader = 14.8)

66. Eastern Kentucky 14.8
92. Tennessee-Martin 14.0

STEALS (National Leader = 14.3)

21. Tennessee State 11.1

BLOCKS (National Leader = 7.2)

68. Southeast Missouri 3.9

TURNOVERS PER GAME (National Leader = 11.6)

11. Murray State 13.7
33. Samford 14.8
52. Southeast Missouri 15.5
66. Jacksonville State 15.9
81. Morehead State 16.1

FOULS/GAME (National Leader = 13.0)

54. Murray State 15.9
71. Southeast Missouri 16.2
80. Tennessee-Martin 16.4
88. Tennessee Tech 16.5
96. Eastern Kentucky 16.7

2006-07 WOMEN'S BASKETBALL OVERALL TEAM STATISTICS

	Conference Games						All Games						
	<u>W</u>	<u>L</u>	<u>Pct.</u>	<u>Home</u>	<u>Away</u>	<u>Streak</u>	<u>W</u>	<u>L</u>	<u>Pct.</u>	<u>Home</u>	<u>Away</u>	<u>Neutral</u>	<u>Streak</u>
yz-Southeast Missouri	16	4	.800	10-0	6-4	W6	25	6	.750	13-1	7-6	2-1	L1
x-Murray State	15	5	.750	8-2	7-3	L1	21	10	.677	12-2	8-7	1-1	L2
x-Morehead State	13	7	.650	8-2	5-5	L1	14	16	.467	8-7	5-9	1-0	L2
x-Samford	12	8	.600	6-4	6-4	W1	18	13	.581	9-4	7-8	2-1	L1
x-Tennessee Tech	11	9	.550	9-1	2-8	L1	12	18	.400	10-3	2-14	0-1	L2
x-Tennessee-Martin	10	10	.500	9-1	1-9	W1	17	14	.548	12-1	6-11	1-1	L1
x-Eastern Kentucky	9	11	.450	5-5	4-6	W2	12	18	.400	6-6	5-9	1-3	L1
x-Austin Peay	9	11	.450	6-4	3-7	W1	10	20	.300	7-6	3-12	0-2	L1
Eastern Illinois	7	13	.350	4-6	3-7	L1	10	19	.345	6-7	3-11	1-1	L1
Jacksonville State	4	16	.200	2-8	2-8	L6	7	22	.242	4-9	3-13	0-0	L6
Tennessee State	4	16	.200	4-6	0-10	L5	7	22	.242	6-7	1-13	0-2	L5

y - 2007 Ohio Valley Conference Regular Season Champion

x - 2007 O'Reilly OVC Tournament Participant

z - 2007 O'Reilly Ohio Valley Conference Tournament Champion

Scoring Offense

	<u>G</u>	<u>W-L</u>	<u>PTS.</u>	<u>AVG.</u>
1. Eastern Illinois	29	10-19	2085	71.9
2. Eastern Kentucky	30	12-18	2154	71.8
3. Murray State	31	21-10	2210	71.3
4. Jacksonville State	29	7-22	1977	68.2
5. Southeast Missouri	32	24-8	2148	67.1
6. Morehead State	30	14-16	1971	65.7
7. Tennessee Tech	30	12-18	1903	63.4
8. Samford	31	18-13	1913	61.7
9. Austin Peay	30	10-20	1845	61.5
10. Tennessee State	29	7-22	1753	60.4
11. Tennessee-Martin	31	17-14	1843	59.5

Scoring Margin

	<u>G</u>	<u>OFF</u>	<u>DEF</u>	<u>MARGIN</u>
1. Murray State	31	71.3	63.2	+8.1
2. Southeast Missouri	32	67.1	61.6	+5.5
3. Samford	31	61.7	56.9	+4.8
4. Eastern Kentucky	30	71.8	70.9	+0.9
5. Tennessee-Martin	31	59.5	60.4	-0.9
6. Morehead State	30	65.7	68.2	-2.5
7. Eastern Illinois	29	71.9	75.2	-3.3
8. Tennessee Tech	30	63.4	67.0	-3.5
9. Austin Peay	30	61.5	66.8	-5.3
10. Tennessee State	29	60.4	70.2	-9.8
11. Jacksonville State	29	68.2	78.1	-9.9

Field Goal Percentage Offense

	<u>G</u>	<u>FG</u>	<u>FGA</u>	<u>PCT.</u>
1. Murray State	31	793	1770	.448
2. Samford	31	625	1463	.427
3. Eastern Kentucky	30	777	1821	.427
4. Eastern Illinois	29	713	1712	.416
5. Tennessee Tech	30	672	1630	.412
6. Austin Peay	30	675	1659	.407
7. Jacksonville State	29	746	1846	.404
8. Southeast Missouri	32	748	1853	.404
9. Morehead State	30	702	1748	.402
10. Tennessee-Martin	31	627	1587	.395
11. Tennessee State	29	679	1814	.374

3-Point Field Goal Percentage Offense

	<u>G</u>	<u>FG</u>	<u>FGA</u>	<u>PCT.</u>
1. Southeast Missouri	32	167	457	.365
2. Murray State	31	170	501	.339
3. Tennessee Tech	30	168	502	.335
4. Eastern Kentucky	30	161	483	.333
5. Eastern Illinois	29	151	454	.333
6. Samford	31	207	635	.326
7. Jacksonville State	29	174	535	.325
8. Morehead State	30	179	553	.324
9. Tennessee-Martin	31	154	507	.304
10. Austin Peay	30	126	425	.296
11. Tennessee State	29	31	139	.223

Scoring Defense

	<u>G</u>	<u>PTS.</u>	<u>AVG.</u>
1. Samford	31	1764	56.9
2. Tennessee-Martin	31	1872	60.4
3. Southeast Missouri	32	1971	61.6
4. Murray State	31	1959	63.2
5. Austin Peay	30	2003	66.8
6. Tennessee Tech	30	2009	67.0
7. Morehead State	30	2045	68.2
8. Tennessee State	29	2037	70.2
9. Eastern Kentucky	30	2126	70.9
10. Eastern Illinois	29	2182	75.2
11. Jacksonville State	29	2264	78.1

Free Throw Percentage

	<u>G</u>	<u>FTM</u>	<u>FTA</u>	<u>PCT.</u>
1. Murray State	31	454	590	.769
2. Samford	31	456	616	.740
3. Tennessee-Martin	31	435	589	.739
4. Eastern Kentucky	30	439	600	.732
5. Eastern Illinois	29	508	699	.727
6. Jacksonville State	29	311	433	.718
7. Tennessee Tech	30	391	545	.717
8. Austin Peay	30	369	528	.699
9. Southeast Missouri	32	485	709	.684
10. Morehead State	30	388	576	.674
11. Tennessee State	29	364	592	.615

Field Goal Percentage Defense

	<u>G</u>	<u>FG</u>	<u>FGA</u>	<u>PCT.</u>
1. Southeast Missouri	32	690	1876	.368
2. Samford	31	616	1559	.395
3. Tennessee-Martin	31	663	1651	.402
4. Eastern Illinois	29	761	1838	.414
5. Murray State	31	743	1794	.414
6. Morehead State	30	752	1789	.420
7. Austin Peay	30	712	1679	.424
8. Tennessee Tech	30	723	1687	.429
9. Tennessee State	29	719	1660	.433
10. Eastern Kentucky	30	792	1816	.436
11. Jacksonville State	29	806	1838	.439

3-Point Field Goal Percentage Defense

	<u>G</u>	<u>FG</u>	<u>FGA</u>	<u>PCT.</u>
1. Samford	31	133	466	.285
2. Southeast Missouri	32	163	547	.298
3. Morehead State	30	128	427	.300
4. Murray State	31	132	433	.305
5. Tennessee-Martin	31	147	457	.322
6. Austin Peay	30	140	433	.323
7. Jacksonville State	29	156	477	.327
8. Eastern Kentucky	30	169	512	.330
9. Tennessee Tech	30	172	521	.330
10. Tennessee State	29	144	429	.336
11. Eastern Illinois	29	189	536	.353

3-Point Field Goals Made

	<u>G</u>	<u>3FG</u>	<u>AVG.</u>
1. Samford	31	207	6.68
2. Jacksonville State	29	174	6.00
3. Morehead State	30	179	5.97
4. Tennessee Tech	30	168	5.60
5. Murray State	31	170	5.48
6. Eastern Kentucky	30	161	5.37
7. Southeast Missouri	32	167	5.22
8. Eastern Illinois	29	151	5.21
9. Tennessee-Martin	31	154	4.97
10. Austin Peay	30	126	4.20
11. Tennessee State	29	31	1.07

Assists

	<u>G</u>	<u>ASSISTS</u>	<u>AVG.</u>
1. Eastern Kentucky	30	444	14.80
2. Tennessee-Martin	31	435	14.03
3. Eastern Illinois	29	401	13.83
4. Morehead State	30	412	13.73
5. Murray State	31	424	13.68
6. Jacksonville State	29	386	13.31
7. Tennessee Tech	30	389	12.97
8. Southeast Missouri	32	404	12.63
9. Samford	31	371	11.97
10. Austin Peay	30	354	11.80
11. Tennessee State	29	340	11.72

Steals

	<u>G</u>	<u>STEALS</u>	<u>AVG.</u>
1. Tennessee State	29	323	11.14
2. Eastern Kentucky	30	273	9.10
3. Eastern Illinois	29	249	8.59
4. Murray State	31	253	8.16
5. Tennessee Tech	30	241	8.03
6. Austin Peay	30	220	7.33
7. Tennessee-Martin	31	227	7.32
8. Jacksonville State	29	199	6.86
9. Southeast Missouri	32	215	6.72
10. Morehead State	30	193	6.43
11. Samford	31	199	6.42

Blocked Shots

	<u>G</u>	<u>BLOCKS</u>	<u>AVG.</u>
1. Southeast Missouri	32	124	3.88
2. Eastern Illinois	29	105	3.62
3. Tennessee State	29	93	3.21
4. Jacksonville State	29	86	2.97
5. Murray State	31	83	2.68
6. Eastern Kentucky	30	77	2.57
7. Tennessee-Martin	31	66	2.13
8. Austin Peay	30	61	2.03
9. Morehead State	30	57	1.90
10. Tennessee Tech	30	46	1.53
11. Samford	31	44	1.42



Murray State's Amber Guffey recorded a 83.7 free throw percentage and a 40.3 three-point field goal percentage last season. Both ranked in the OVC's top five.

Rebounding Margin

	<u>G</u>	<u>TEAM</u>	<u>AVG</u>	<u>OPP</u>	<u>AVG</u>	<u>MARGIN</u>
1. Southeast Missouri	32	1388	43.4	1098	34.3	+9.1
2. Tennessee-Martin	31	1136	36.6	975	31.5	+5.2
3. Eastern Illinois	29	1145	39.5	1159	40.0	-0.5
4. Austin Peay	30	1060	35.3	1080	36.0	-0.7
5. Samford	31	968	31.2	993	32.0	-0.8
6. Morehead State	30	1131	37.7	1162	38.7	-1.0
7. Murray State	31	1077	34.7	1135	36.6	-1.9
8. Tennessee State	29	1109	38.2	1171	40.4	-2.1
9. Eastern Kentucky	30	1085	36.2	1167	38.9	-2.7
10. Tennessee Tech	30	977	32.6	1091	36.4	-3.8
11. Jacksonville State	29	1050	36.2	1268	43.7	-7.5

Assist/Turnover Ratio

	<u>G</u>	<u>ASST.</u>	<u>AVG.</u>	<u>TURN.</u>	<u>AVG.</u>	<u>RATIO</u>
1. Murray State	31	424	13.7	426	13.7	1.00
2. Eastern Kentucky	30	444	14.8	507	16.9	0.88
3. Morehead State	30	412	13.7	482	16.1	0.85
4. Jacksonville State	29	386	13.3	461	15.9	0.84
5. Southeast Missouri	32	404	12.6	495	15.5	0.82
6. Samford	31	371	12.0	460	14.8	0.81
7. Tennessee-Martin	31	435	14.0	551	17.8	0.79
8. Tennessee Tech	30	389	13.0	528	17.6	0.74
9. Eastern Illinois	29	401	13.8	581	20.0	0.69
10. Austin Peay	30	354	11.8	527	17.6	0.67
11. Tennessee State	29	340	11.7	568	19.6	0.60

Turnover Margin

	<u>G</u>	<u>TEAM</u>	<u>AVG</u>	<u>OPP</u>	<u>AVG</u>	<u>MARGIN</u>
1. Tennessee State	29	568	19.6	631	21.8	+2.17
2. Murray State	31	426	13.7	492	15.9	+2.13
3. Eastern Kentucky	30	507	16.9	549	18.3	+1.40
4. Samford	31	460	14.8	472	15.2	+0.39
5. Tennessee Tech	30	528	17.6	523	17.4	-0.17
6. Jacksonville State	29	461	15.9	449	15.5	-0.41
7. Morehead State	30	482	16.1	453	15.1	-0.97
8. Austin Peay	30	527	17.6	483	16.1	-1.47
9. Southeast Missouri	32	495	15.5	440	13.8	-1.72
10. Eastern Illinois	29	581	20.0	506	17.4	-2.59
11. Tennessee-Martin	31	551	17.8	437	14.1	-3.68



Samford's Chelsee Insell made 45 3-pointers last season to help the Bulldogs rank first in the league with 207. She is also the school's all-time leader with 202 trey's made.

2006-07 WOMEN'S BASKETBALL CONFERENCE-ONLY TEAM STATISTICS

Scoring Offense

	<u>G</u>	<u>W-L</u>	<u>PTS.</u>	<u>AVG.</u>
1. Murray State	20	15-5	1484	74.2
2. Eastern Kentucky	20	9-11	1404	70.2
3. Jacksonville State	20	4-16	1378	68.9
4. Southeast Missouri	20	16-4	1368	68.4
5. Morehead State	20	13-7	1358	67.9
6. Eastern Illinois	20	7-13	1342	67.1
7. Austin Peay	20	9-11	1316	65.8
8. Tennessee Tech	20	11-9	1280	64.0
9. Samford	20	12-8	1260	63.0
10. Tennessee State	20	4-16	1203	60.2
11. Tennessee-Martin	20	10-10	1158	57.9

Field Goal Percentage Offense

	<u>G</u>	<u>FG</u>	<u>FGA</u>	<u>PCT.</u>
1. Murray State	20	526	1109	.474
2. Samford	20	416	945	.440
3. Eastern Kentucky	20	507	1190	.426
4. Austin Peay	20	475	1127	.421
5. Morehead State	20	487	1188	.410
6. Tennessee Tech	20	444	1085	.409
7. Jacksonville State	20	525	1289	.407
8. Southeast Missouri	20	464	1141	.407
9. Tennessee-Martin	20	396	989	.400
10. Eastern Illinois	20	463	1157	.400
11. Tennessee State	20	461	1223	.377

3-Point Field Goal Percentage Offense

	<u>G</u>	<u>FG</u>	<u>FGA</u>	<u>PCT.</u>
1. Southeast Missouri	20	106	285	.372
2. Murray State	20	120	329	.365
3. Samford	20	142	417	.341
4. Morehead State	20	123	366	.336
5. Tennessee Tech	20	111	339	.327
6. Eastern Kentucky	20	101	312	.324
7. Jacksonville State	20	118	372	.317
8. Eastern Illinois	20	90	284	.317
9. Tennessee-Martin	20	102	322	.317
10. Austin Peay	20	89	285	.312
11. Tennessee State	20	22	90	.244

Free Throw Percentage

	<u>G</u>	<u>FTM</u>	<u>FTA</u>	<u>PCT.</u>
1. Murray State	20	312	396	.788
2. Samford	20	286	384	.745
3. Eastern Illinois	20	326	439	.743
4. Eastern Kentucky	20	289	390	.741
5. Tennessee-Martin	20	264	357	.739
6. Tennessee Tech	20	281	386	.728
7. Austin Peay	20	277	384	.721
8. Jacksonville State	20	210	296	.709
9. Southeast Missouri	20	334	493	.677
10. Morehead State	20	261	387	.674
11. Tennessee State	20	259	398	.651

Scoring Margin

	<u>G</u>	<u>OFF</u>	<u>DEF</u>	<u>MARGIN</u>
1. Murray State	20	74.2	63.8	+10.4
2. Southeast Missouri	20	68.4	60.5	+7.9
3. Samford	20	63.0	56.9	+6.1
4. Tennessee Tech	20	64.0	61.8	+2.2
5. Morehead State	20	67.9	65.9	+2.0
6. Eastern Kentucky	20	70.2	69.2	+0.9
7. Tennessee-Martin	20	57.9	58.8	-0.8
8. Austin Peay	20	65.8	67.5	-1.7
9. Eastern Illinois	20	67.1	71.3	-4.2
10. Jacksonville State	20	68.9	80.0	-11.1
11. Tennessee State	20	60.2	71.8	-11.7

Scoring Defense

	<u>G</u>	<u>PTS.</u>	<u>AVG.</u>
1. Samford	20	1138	56.9
2. Tennessee-Martin	20	1175	58.8
3. Southeast Missouri	20	1211	60.5
4. Tennessee Tech	20	1236	61.8
5. Murray State	20	1276	63.8
6. Morehead State	20	1318	65.9
7. Austin Peay	20	1350	67.5
8. Eastern Kentucky	20	1385	69.2
9. Eastern Illinois	20	1426	71.3
10. Tennessee State	20	1436	71.8
11. Jacksonville State	20	1600	80.0

Field Goal Percentage Defense

	<u>G</u>	<u>FG</u>	<u>FGA</u>	<u>PCT.</u>
1. Southeast Missouri	20	409	1159	.353
2. Samford	20	393	1025	.383
3. Tennessee Tech	20	438	1104	.397
4. Eastern Illinois	20	491	1211	.405
5. Tennessee-Martin	20	421	1024	.411
6. Morehead State	20	474	1142	.415
7. Murray State	20	487	1158	.421
8. Austin Peay	20	474	1094	.433
9. Jacksonville State	20	555	1257	.442
10. Eastern Kentucky	20	517	1163	.445
11. Tennessee State	20	505	1106	.457

3-Point Field Goal Percentage Defense

	<u>G</u>	<u>FG</u>	<u>FGA</u>	<u>PCT.</u>
1. Samford	20	92	316	.291
2. Southeast Missouri	20	109	370	.295
3. Morehead State	20	81	269	.301
4. Tennessee Tech	20	105	343	.306
5. Murray State	20	82	264	.311
6. Austin Peay	20	91	266	.342
7. Eastern Kentucky	20	107	309	.346
8. Eastern Illinois	20	124	353	.351
9. Tennessee-Martin	20	95	262	.363
10. Tennessee State	20	111	306	.363
11. Jacksonville State	20	127	343	.370



Tennessee State's Jheri Booker registered 2.50 steals per game to finish the season first in the OVC last year. As a team, the Lady Tigers posted a league-leading 11.14 swipes per outing.

3-Point Field Goals Made

	<u>G</u>	<u>3FG</u>	<u>AVG.</u>
1. Samford	20	142	7.10
2. Morehead State	20	123	6.15
3. Murray State	20	120	6.00
4. Jacksonville State	20	118	5.90
5. Tennessee Tech	20	111	5.55
6. Southeast Missouri	20	106	5.30
7. Tennessee-Martin	20	102	5.10
8. Eastern Kentucky	20	101	5.05
9. Eastern Illinois	20	90	4.50
10. Austin Peay	20	89	4.45
11. Tennessee State	20	22	1.10

Assists

	<u>G</u>	<u>ASSISTS</u>	<u>AVG.</u>
1. Murray State	20	303	15.15
2. Morehead State	20	288	14.40
3. Eastern Kentucky	20	286	14.30
4. Tennessee-Martin	20	278	13.90
5. Tennessee Tech	20	266	13.30
6. Jacksonville State	20	263	13.15
7. Samford	20	258	12.90
8. Austin Peay	20	256	12.80
9. Eastern Illinois	20	252	12.60
10. Southeast Missouri	20	250	12.50
11. Tennessee State	20	235	11.75

Steals

	<u>G</u>	<u>STEALS</u>	<u>AVG.</u>
1. Tennessee State	20	213	10.65
2. Eastern Kentucky	20	192	9.60
3. Tennessee Tech	20	167	8.35
4. Eastern Illinois	20	164	8.20
5. Murray State	20	155	7.75
6. Austin Peay	20	152	7.60
7. Tennessee-Martin	20	144	7.20
8. Morehead State	20	138	6.90
9. Southeast Missouri	20	134	6.70
10. Jacksonville State	20	127	6.35
11. Samford	20	112	5.60

Blocked Shots

	<u>G</u>	<u>BLOCKS</u>	<u>AVG.</u>
1. Eastern Illinois	20	82	4.10
2. Southeast Missouri	20	77	3.85
3. Jacksonville State	20	73	3.65
4. Murray State	20	55	2.75
5. Eastern Kentucky	20	54	2.70
6. Tennessee State	20	48	2.40
7. Tennessee-Martin	20	44	2.20
8. Tennessee Tech	20	36	1.80
9. Morehead State	20	34	1.70
10. Austin Peay	20	30	1.50
11. Samford	20	23	1.15

Rebounding Margin

	<u>G</u>	<u>TEAM</u>	<u>AVG</u>	<u>OPP</u>	<u>AVG</u>	<u>MARGIN</u>
1. Southeast Missouri	20	888	44.4	670	33.5	+10.9
2. Tennessee-Martin	20	693	34.7	613	30.7	+4.0
3. Austin Peay	20	724	36.2	675	33.8	+2.5
4. Samford	20	644	32.2	624	31.2	+1.0
5. Morehead State	20	761	38.0	752	37.6	+0.5
6. Eastern Illinois	20	771	38.5	790	39.5	-1.0
7. Murray State	20	663	33.2	698	34.9	-1.8
8. Tennessee Tech	20	682	34.1	721	36.0	-2.0
9. Eastern Kentucky	20	693	34.7	753	37.7	-3.0
10. Tennessee State	20	694	34.7	804	40.2	-5.5
11. Jacksonville State	20	738	36.9	851	42.5	-5.6



UT Martin's Nicole Holman led the league in free throw percentage and 3-point field goal percentage. Holman hit 89.6 percent of her free throws while sinking 41.0 percent of her 3-point attempts as a freshman.

Assist/Turnover Ratio

	<u>G</u>	<u>ASST.</u>	<u>AVG.</u>	<u>TURN.</u>	<u>AVG.</u>	<u>RATIO</u>
1. Murray State	20	303	15.2	273	13.7	1.11
2. Morehead State	20	288	14.4	301	15.1	0.96
3. Samford	20	258	12.9	294	14.7	0.88
4. Southeast Missouri	20	250	12.5	287	14.4	0.87
5. Eastern Kentucky	20	286	14.3	330	16.5	0.87
6. Jacksonville State	20	263	13.2	314	15.7	0.84
7. Tennessee-Martin	20	278	13.9	338	16.9	0.82
8. Austin Peay	20	256	12.8	314	15.7	0.82
9. Tennessee Tech	20	266	13.3	338	16.9	0.79
10. Eastern Illinois	20	252	12.6	384	19.2	0.66
11. Tennessee State	20	235	11.8	365	18.3	0.64

Turnover Margin

	<u>G</u>	<u>TEAM</u>	<u>AVG</u>	<u>OPP</u>	<u>AVG</u>	<u>MARGIN</u>
1. Tennessee State	20	365	18.3	437	21.9	+3.60
2. Murray State	20	273	13.7	315	15.8	+2.10
3. Eastern Kentucky	20	330	16.5	368	18.4	+1.90
4. Morehead State	20	301	15.1	324	16.2	+1.15
5. Tennessee Tech	20	338	16.9	360	18.0	+1.10
6. Samford	20	294	14.7	285	14.3	-0.45
7. Austin Peay	20	314	15.7	300	15.0	-0.70
8. Jacksonville State	20	314	15.7	285	14.3	-1.45
9. Southeast Missouri	20	287	14.4	255	12.8	-1.60
10. Eastern Illinois	20	384	19.2	345	17.3	-1.95
11. Tennessee-Martin	20	338	16.9	264	13.2	-3.70

2006-07 WOMEN'S BASKETBALL OVERALL INDIVIDUAL STATISTICS

Scoring

	CL	G	FG	3FG	FT	PTS	AVG
1. Joi Scott, MUR	Sr.	26	213	6	133	565	21.7
2. Rachel Galligan, EIU	So.	29	172	0	155	499	17.2
3. Jessica Huffman, EIU	Fr.	29	169	41	111	490	16.9
4. Crystal Jones, ECU	Jr.	29	171	20	105	467	16.1
5. Kendall Cavin, TTU	Sr.	30	145	47	90	427	14.2
6. Obiageli Okafor, TSU	So.	29	161	1	89	412	14.2
7. Sonya Daugherty, SEMO	So.	30	150	28	97	425	14.2
8. Alex Munday, SAM	Jr.	31	142	45	106	435	14.0
9. Courtney Slaughter, JSU	Jr.	27	150	25	51	376	13.9
10. Missy Whitney, SEMO	Jr.	32	130	26	135	421	13.2
11. Amber Guffey, MUR	So.	31	120	56	108	404	13.0
12. Kendra Appling, TSU	So.	28	140	22	59	361	12.9
13. Ashley N. Hayes, MUR	So.	31	161	10	55	387	12.5
14. Phyllisha Mitchell, UTM	So.	31	140	5	90	375	12.1
15. LaKrisha Brown, MOR	Sr.	26	117	0	68	302	11.6

Rebounding

	CL	G	OFF	DEF	TOT	AVG
1. Lachelle Lyles, SEMO	Sr.	31	218	309	527	17.0
2. Phyllisha Mitchell, UTM	So.	31	107	173	280	9.0
3. Joi Scott, MUR	Sr.	26	77	145	222	8.5
4. Rachel Galligan, EIU	So.	29	69	171	240	8.3
5. LaKrisha Brown, MOR	Sr.	26	69	135	204	7.8
6. Missy Whitney, SEMO	Jr.	32	57	192	249	7.8
7. Alicia Watson, APSU	Sr.	29	72	132	204	7.0
8. Obiageli Okafor, TSU	So.	29	120	83	203	7.0
9. Ashley N. Hayes, MUR	So.	31	50	162	212	6.8
10. Jheri Booker, TSU	Fr.	28	69	117	186	6.6
11. Crystal Fuller, UTM	Jr.	30	58	140	198	6.6
12. Jolie Efezokhae, JSU	Fr.	29	74	100	174	6.0
13. Andrea Jenkins, ECU	Sr.	30	51	127	178	5.9
14. Amber Kirkpatrick, ECU	Fr.	30	67	107	174	5.8
15. Courtney Slaughter, JSU	Jr.	27	53	93	146	5.4

Field Goal Percentage

(Min. 3.0 made per game)	CL	G	FG	FGA	PCT.
1. Kellea Reeves, APSU	So.	30	115	197	.584
2. Joi Scott, MUR	Sr.	26	213	365	.584
3. Andrea Jenkins, ECU	Sr.	30	137	257	.533
4. Veronica Pike, SAM	Sr.	31	122	230	.530
5. Phyllisha Mitchell, UTM	So.	31	140	280	.500
6. Ashley N. Hayes, MUR	So.	31	161	326	.494
7. Crystal Jones, ECU	Jr.	29	171	350	.489
8. Cara Reed, TTU	Jr.	30	90	189	.476
9. Courtney Slaughter, JSU	Jr.	27	150	321	.467
10. Crystal Fuller, UTM	Jr.	30	99	212	.467

3-Point Field Goal Percentage

(Min. 1.0 made per game)	CL	G	3FG	FGA	PCT.
1. Nicole Holeman, UTM	Fr.	31	50	122	.410
2. Tarina Nixon, SEMO	So.	31	56	137	.409
3. Alex Munday, SAM	Jr.	31	45	111	.405
4. Amber Guffey, MUR	So.	31	56	139	.403
5. Ashley Boykin, JSU	So.	29	67	178	.376
6. Niki Avery, ECU	Jr.	30	80	218	.367
7. Ashley Thomas, EIU	Fr.	29	39	107	.364
8. Amber Bacon, APSU	Jr.	29	56	154	.364
9. Meggie Eck, EIU	Sr.	28	54	153	.353
10. Jessica Huffman, EIU	Fr.	29	41	117	.350

Assists

	CL	G	ASSISTS	AVG.
1. Stacey Strayer, MOR	Jr.	29	145	5.00
2. Amber Guffey, MUR	So.	31	132	4.26
3. LaDona Pierce, TSU	Fr.	29	117	4.03
4. Niki Avery, ECU	Jr.	30	112	3.73
5. Crystal Jones, ECU	Jr.	29	107	3.69
6. Jessica Huffman, EIU	Fr.	29	103	3.55
7. Ashley McGee, APSU	Jr.	30	105	3.50
8. LaTonya McKinney, JSU	So.	25	87	3.48
9. Shaleea Petty, MUR	Jr.	31	106	3.42
10. Kendra Appling, TSU	So.	28	95	3.39

3-Point Field Goals Made

	CL	G	3FG	AVG.
1. Niki Avery, ECU	Jr.	30	80	2.67
2. Ashley Boykin, JSU	So.	29	67	2.31
3. Tarah Combs, MOR	Jr.	30	67	2.23
4. Amber Bacon, APSU	Jr.	29	56	1.93
5. Meggie Eck, EIU	Sr.	28	54	1.93
6. Tarina Nixon, SEMO	So.	31	56	1.81
Amber Guffey, MUR	So.	31	56	1.81
8. Nicole Holeman, UTM	Fr.	31	50	1.61
9. Kendall Cavin, TTU	Sr.	30	47	1.57
10. Chelsee Insell, SAM	Sr.	31	48	1.55

Free Throw Percentage

(Min. 2.0 made per game)	CL	G	FTM	FGA	PCT.
1. Nicole Holeman, UTM	Fr.	31	69	77	.896
2. Alex Munday, SAM	Jr.	31	106	126	.841
3. Amber Guffey, MUR	So.	31	108	129	.837
4. Ashley Cazee, ECU	Jr.	30	63	77	.818
Cara Reed, TTU	Jr.	30	63	77	.818
6. Blair Bowens, TTU	So.	30	67	82	.817
7. Missy Whitney, SEMO	Jr.	32	135	169	.799
8. Crystal Jones, ECU	Jr.	29	105	133	.789
Kendall Cavin, TTU	Sr.	30	90	114	.789
10. Ellen Canale, EIU	So.	26	74	95	.779

Blocked Shots

	CL	G	BLOCKS	AVG.
1. Rachell Galligan, EIU	So.	29	46	1.59
2. Joi Scott, MUR	Sr.	26	39	1.50
3. Missy Whitney, SEMO	Jr.	32	45	1.41
4. Lachelle Lyles, SEMO	Sr.	31	33	1.06
5. Joiceline Thesing, SEMO	Sr.	29	28	0.97
6. Jolie Efezokhae, JSU	Fr.	29	27	0.93
7. Amber Kirkpatrick, ECU	Fr.	30	27	0.90
8. Alishia Glover, UTM	Jr.	29	23	0.79
9. Andrea Jenkins, ECU	Sr.	30	22	0.73
10. Ashley Clay, JSU	Sr.	29	19	0.66

Steals

	CL	G	STEALS	AVG.
1. Jheri Booker, TSU	Fr.	28	70	2.50
2. Crystal Jones, ECU	Jr.	29	66	2.28
3. Ashley Cazee, ECU	Jr.	30	68	2.27
4. Kendra Appling, TSU	So.	28	60	2.14
5. Jessica Huffman, EIU	Fr.	29	58	2.00
6. Meagan Lyons, TTU	So.	28	54	1.93
7. Saundra Hale, APSU	Sr.	30	51	1.70
8. Shaleea Petty, MUR	Jr.	31	52	1.68
Tarina Nixon, SEMO	So.	31	52	1.68
10. Joi Scott, MUR	Sr.	26	43	1.65

Assist/Turnover Ratio

(Min. 3.0 assists/game)	CL	G	AST	AVG	TO	AVG RATIO	
1. Stacey Strayer, MOR	Jr.	29	145	5.0	58	2.0	2.50
2. Shaleea Petty, MUR	Jr.	31	106	3.4	46	1.5	2.30
3. Amber Guffey, MUR	So.	31	132	4.3	82	2.6	1.61
4. Kimberly Cox, UTM	Sr.	31	101	3.3	75	2.4	1.35
5. Niki Avery, ECU	Jr.	30	112	3.7	87	2.9	1.29
6. Tarina Nixon, SEMO	So.	31	103	3.3	82	2.6	1.26
7. LaTonya McKinney, JSU	So.	25	87	3.5	73	2.9	1.19
8. Crystal Jones, ECU	Jr.	29	107	3.7	90	3.1	1.19
9. Kendra Appling, TSU	So.	28	95	3.4	88	3.1	1.08
10. Ashlee McGee, APSU	Jr.	30	105	3.5	99	3.3	1.06

2006-07 WOMEN'S BASKETBALL CONFERENCE-ONLY INDIVIDUAL STATISTICS

Scoring

	<u>CL</u>	<u>G</u>	<u>FG</u>	<u>3FG</u>	<u>FT</u>	<u>PTS</u>	<u>AVG</u>
1. Joi Scott, MUR	Sr.	19	169	5	103	446	23.5
2. Rachell Gallican, EIU	So.	20	119	0	103	341	17.1
3. Jessica Huffman, EIU	Fr.	20	114	28	80	336	16.8
4. Sonya Daugherty, SEMO	So.	19	105	18	71	299	15.7
5. Obiageli Okafor, TSU	So.	20	119	1	74	313	15.7
6. Crystal Jones, EKU	Jr.	19	108	14	64	294	15.5
7. Kendall Cavin, TTU	Sr.	20	104	33	64	305	15.3
8. Courtney Slaughter, JSU	Jr.	18	105	18	38	266	14.8
9. Alex Munday, SAM	Jr.	20	96	32	70	294	14.7
10. Missy Whitney, SEMO	Jr.	20	83	17	89	272	13.6
11. Kendra Appling, TSU	So.	19	93	15	43	244	12.8
12. Amber Guffey, MUR	So.	20	71	38	72	252	12.6
13. Phyllisha Mitchell, UTM	So.	20	91	5	53	240	12.0
Alicia Watson, APSU	Sr.	19	86	10	46	228	12.0
15. Jolie Efezokhae, JSU	Fr.	20	95	3	45	238	11.9
Kellea Reeves, APSU	So.	20	95	0	48	238	11.9

Rebounding

	<u>CL</u>	<u>G</u>	<u>OFF</u>	<u>DEF</u>	<u>TOT</u>	<u>AVG</u>
1. Lachelle Lyles, SEMO	Sr.	19	148	213	361	19.0
2. Phyllisha Mitchell, UTM	So.	20	74	113	187	9.4
3. Rachel Galligan, EIU	So.	20	49	124	173	8.7
4. Alicia Watson, APSU	Sr.	19	54	106	160	8.4
5. Joi Scott, MUR	Sr.	19	51	105	156	8.2
6. Missy Whitney, SEMO	Jr.	20	42	119	161	8.1
7. LaKrisha Brown, MOR	Sr.	17	41	92	133	7.8
8. Obiageli Okafor, TSU	So.	20	84	60	144	7.2
9. Jheri Booker, TSU	Fr.	19	47	87	134	7.1
10. Ashley N Hayes, MUR	So.	20	31	107	138	6.9
11. Crystal Fuller, UTM	Jr.	19	32	94	126	6.6
12. Andrea Jenkins, EKU	Sr.	20	39	81	120	6.0
13. Kristina Tyler, TTU	Jr.	20	40	79	119	6.0
14. Jolie Efezokhae, JSU	Fr.	20	54	62	116	5.8
15. Courtney Slaughter, JSU	Jr.	18	36	64	100	5.6

Field Goal Percentage

<u>(Min. 3.0 made per game)</u>	<u>CL</u>	<u>G</u>	<u>FG</u>	<u>FGA</u>	<u>PCT.</u>
1. Joi Scott, MUR	Sr.	19	169	263	.643
2. Kellea Reeves, APSU	So.	20	95	155	.613
3. Veronica Pike, SAM	Sr.	20	85	150	.567
4. Andrea Jenkins, EKU	Sr.	20	95	182	.522
5. Ashley N. Hayes, MUR	So.	20	96	184	.522
6. Lachelle Lyles, SEMO	Sr.	19	58	117	.496
7. Crystal Jones, EKU	Jr.	19	108	218	.495
8. Phyllisha Mitchell, UTM	So.	20	91	185	.492
9. Jolie Efezokhae, JSU	Fr.	20	95	195	.487
10. Courtney Slaughter, JSU	Jr.	18	105	230	.457

3-Point Field Goal Percentage

<u>(Min. 2.0 made per game)</u>	<u>CL</u>	<u>G</u>	<u>3FG</u>	<u>FGA</u>	<u>PCT.</u>
1. Courtney Slaughter, JSU	Jr.	18	18	39	.462
2. Amber Guffey, MUR	So.	20	38	89	.427
3. Alex Munday, SAM	Sr.	20	32	76	.421
4. Tarina Nixon, SEMO	So.	20	37	88	.420
5. Brandi Rayburn, MOR	Fr.	20	21	50	.420
6. Nicole Holeman, UTM	Fr.	20	31	79	.392
7. Ashley Thomas, EIU	Fr.	20	26	69	.377
8. Jessica Huffman, EIU	Fr.	20	28	76	.368
9. Amber Bacon, APSU	Jr.	19	39	106	.368
10. Niki Avery, EKU	Jr.	20	50	143	.350

Assists

	<u>CL</u>	<u>G</u>	<u>ASSISTS</u>	<u>AVG.</u>
1. Stacey Strayer, MOR	Jr.	20	117	5.85
2. Amber Guffey, MUR	So.	20	98	4.90
3. Ashlee McGee, APSU	Jr.	20	81	4.05
4. LaDona Pierce, TSU	Fr.	20	80	4.00
5. Crystal Jones, EKU	Jr.	19	69	3.63
6. Kimberly Cox, UTM	Sr.	20	70	3.50
Shaleea Petty, MUR	Jr.	20	70	3.50
8. Niki Avery, EKU	Jr.	20	69	3.45
9. Kendra Appling, TSU	So.	19	65	3.42
10. LaTonya McKinney, JSU	So.	16	49	3.06

3-Point Field Goals Made

	<u>CL</u>	<u>G</u>	<u>3FG</u>	<u>AVG.</u>
1. Tarah Combs, MOR	Jr.	20	50	2.50
Niki Avery, EKU	Jr.	20	50	2.50
3. Ashley Boykin, JSU	So.	20	44	2.20
4. Amber Bacon, APSU	Jr.	19	39	2.05
5. Amber Guffey, MUR	So.	20	38	1.90
6. Tarina Nixon, SEMO	So.	20	37	1.85
7. Kendall Cavin, TTU	Sr.	20	33	1.65
Chelsee Insell, SAM	Sr.	20	33	1.65
9. Alex Munday, SAM	Jr.	20	32	1.60
10. Nicole Holeman, UTM	Fr.	20	31	1.55

Free Throw Percentage

<u>(Min. 2.0 made per game)</u>	<u>CL</u>	<u>G</u>	<u>FTM</u>	<u>FGA</u>	<u>PCT.</u>
1. Chelsee Insell, SAM	Sr.	20	43	49	.878
2. Nicole Holeman, UTM	Fr.	20	42	48	.875
3. Amber Guffey, MUR	So.	20	72	83	.867
4. Brandi Rayburn, MOR	Fr.	20	41	48	.854
5. Alex Munday, SAM	Jr.	20	70	82	.854
6. Kristina Tyler, TTU	Jr.	20	42	50	.840
7. Blair Bowens, TTU	So.	20	57	68	.838
8. Ashley Thomas, EIU	Fr.	20	42	51	.824
Ashley Cazee, EKU	Jr.	20	42	51	.824
10. Ellen Canale, EIU	So.	20	54	68	.794

Blocked Shots

	<u>CL</u>	<u>G</u>	<u>BLOCKS</u>	<u>AVG.</u>
1. Rachel Galligan, EIU	So.	20	35	1.75
2. Missy Whitney, SEMO	Jr.	20	30	1.50
3. Joi Scott, MUR	Sr.	19	28	1.47
4. Jolie Efezokhae, JSU	Fr.	20	21	1.05
5. Lachelle Lyles, SEMO	Sr.	19	19	1.00
6. Amber Kirkpatrick, EKU	Fr.	20	19	0.95
7. Ashley Clay, JSU	Sr.	20	17	0.85
8. Alishia Glover, UTM	Jr.	18	15	0.83
9. Andrea Jenkins, EKU	Sr.	20	15	0.75
Joiceline Thesing, SEMO	Sr.	20	15	0.75

Steals

	<u>CL</u>	<u>G</u>	<u>STEALS</u>	<u>AVG.</u>
1. Jheri Booker, TSU	Fr.	19	53	2.79
2. Crystal Jones, EKU	Jr.	19	49	2.58
3. Ashley Cazee, EKU	Jr.	20	47	2.35
4. Tarina Nixon, SEMO	So.	20	37	1.85
Saundra Hale, APSU	Sr.	20	37	1.85
6. Ashley Thomas, EIU	Fr.	20	36	1.80
7. Meagan Lyons, TTU	So.	19	34	1.79
8. Stacey Strayer, MOR	Jr.	20	35	1.75
Jessica Huffman, EIU	Fr.	20	35	1.75
10. Kendra Appling, TSU	So.	19	33	1.74
Sonya Daugherty, SEMO	So.	19	33	1.74

Assist/Turnover Ratio

<u>(Min. 3.0 assists/game)</u>	<u>CL</u>	<u>G</u>	<u>AST</u>	<u>AVG</u>	<u>TO</u>	<u>AVG RATIO</u>
1. Stacey Strayer, MOR	Jr.	20	117	5.9	35	1.8 3.34
2. Shaleea Petty, MUR	Jr.	20	70	3.5	34	1.7 2.06
3. Amber Guffey, MUR	So.	20	98	4.9	55	2.8 1.78
4. Kimberly Cox, UTM	Sr.	20	70	3.5	48	2.4 1.46
5. Crystal Jones, EKU	Sr.	19	69	3.6	53	2.8 1.30
6. LaTonya McKinney, JSU	So.	16	49	3.1	39	2.4 1.26
7. Ashlee McGee, APSU	Jr.	20	81	4.1	66	3.3 1.23
8. Niki Avery, EKU	Jr.	20	69	3.5	58	2.9 1.19
9. Tarina Nixon, SEMO	So.	20	61	3.1	54	2.7 1.13
10. Kendra Appling, TSU	So.	19	65	3.4	59	3.1 1.10

WOMEN'S BASKETBALL YEAR-BY-YEAR FINAL STANDINGS

	1977-78		ALL	
	OVC			
	W	L	W	L
Tennessee Tech	9	1	19	4
Morehead State	6	4	18	10
Middle Tennessee	6	4	15	13
Eastern Kentucky	5	5	12	15
Western Kentucky	5	5	23	8
Murray State	4	6	10	19
East Tennessee State	4	6	13	13
Austin Peay	0	9	11	15

	1978-79		ALL	
	OVC			
	W	L	W	L
Tennessee Tech	10	0	23	10
Morehead State	8	1	28	4
Middle Tennessee	6	3	14	13
Western Kentucky	5	7	15	14
Murray State	4	9	10	16
Eastern Kentucky	1	8	5	24
Austin Peay	1	10	5	18

	1979-80		ALL	
	OVC			
	W	L	W	L
Middle Tennessee	6	0	22	8
Tennessee Tech	4	2	21	9
Morehead State	4	2	19	8
Austin Peay	4	2	17	12
Western Kentucky	2	4	8	18
Eastern Kentucky	1	5	9	18
Murray State	0	6	12	17

	1980-81		ALL	
	OVC			
	W	L	W	L
Tennessee Tech	5	1	23	11
Middle Tennessee	4	2	16	13
Western Kentucky	4	2	15	14
Morehead State	3	3	17	14
Murray State	3	3	13	15
Eastern Kentucky	2	4	16	15
Austin Peay	0	6	16	14

	1981-82		ALL	
	OVC			
	W	L	W	L
Tennessee Tech	10	2	20	11
Middle Tennessee	9	3	20	5
Morehead State	8	4	20	9
Western Kentucky	7	5	12	15
Eastern Kentucky	4	8	14	16
Austin Peay	2	10	8	19
Murray State	2	10	6	16

	1982-83		ALL	
	OVC			
	W	L	W	L
Middle Tennessee	10	0	26	5
Morehead State	6	4	16	14
Tennessee Tech	6	4	14	13
Eastern Kentucky	4	6	14	13
Murray State	3	7	9	17
Austin Peay	1	9	2	24

	1983-84		ALL	
	OVC			
	W	L	W	L
Middle Tennessee	12	2	19	10
Tennessee Tech	10	4	17	11
Eastern Kentucky	10	4	17	11
Morehead State	8	6	15	13
Austin Peay	6	8	15	11
Murray State	6	8	11	15
Youngstown State	3	11	7	17
Akron	1	13	5	21

	1984-85		ALL	
	OVC			
	W	L	W	L
Middle Tennessee	13	1	23	7
Tennessee Tech	12	2	20	9
Eastern Kentucky	8	6	18	10
Austin Peay	7	7	19	9
Morehead State	6	8	14	13
Youngstown State	5	9	14	13
Murray State	4	10	10	18
Akron	1	13	8	18

	1985-86		ALL	
	OVC			
	W	L	W	L
Middle Tennessee	13	1	20	10
Tennessee Tech	12	2	22	10
Youngstown State	8	6	12	16
Morehead State	6	8	13	15
Akron	6	8	12	15
Austin Peay	5	9	14	12
Murray State	5	9	12	16
Eastern Kentucky	1	13	8	17

	1986-87		ALL	
	OVC			
	W	L	W	L
Tennessee Tech	12	2	24	7
Middle Tennessee	12	2	19	8
Murray State	8	6	17	12
Morehead State	7	7	13	15
Akron	7	7	13	15
Youngstown State	6	8	13	14
Eastern Kentucky	4	10	9	18
Austin Peay	0	14	6	19

	1987-88		ALL	
	OVC			
	W	L	W	L
Middle Tennessee	12	2	22	8
Tennessee Tech	11	3	19	10
Murray State	10	4	21	7
Youngstown State	9	5	18	9
Morehead State	6	8	15	12
Eastern Kentucky	5	9	6	20
Austin Peay	3	11	7	17
Tennessee State	0	14	0	26

	1988-89		ALL	
	OVC			
	W	L	W	L
Middle Tennessee	10	2	21	6
Tennessee Tech	9	3	22	8
Murray State	8	4	22	10
Morehead State	8	4	18	10
Eastern Kentucky	5	7	12	14
Austin Peay	2	10	2	23
Tennessee State	0	12	2	25

	1989-90		ALL	
	OVC			
	W	L	W	L
Tennessee Tech	12	0	26	5
Murray State	8	4	17	12
Middle Tennessee	7	5	11	17
Tennessee State	6	6	12	14
Eastern Kentucky	6	6	12	14
Morehead State	3	9	10	17
Austin Peay	0	12	5	21

	1990-91		ALL	
	OVC			
	W	L	W	L
Tennessee Tech	11	1	22	8
Middle Tennessee	8	4	14	14
Eastern Kentucky	7	5	14	13
Morehead State	5	7	13	14
Tennessee State	5	7	12	15
Murray State	4	8	9	18
Austin Peay	2	10	5	21

	1991-92		ALL	
	OVC			
	W	L	W	L
Tennessee Tech	13	1	21	9
Eastern Kentucky	10	4	20	9
Middle Tennessee	10	4	19	9
Southeast Missouri	7	7	16	12
Murray State	6	8	12	15
Morehead State	5	9	11	16
Tennessee State	4	10	8	19
Austin Peay	1	13	4	23

	1992-93		ALL	
	OVC			
	W	L	W	L
Tennessee Tech	14	2	22	7
Middle Tennessee	13	3	21	7
Tennessee State	10	6	18	9
Eastern Kentucky	10	6	12	15
Southeast Missouri	8	8	13	13
Morehead State	8	8	10	16
Murray State	4	12	6	19
Austin Peay	4	12	5	21
UT Martin	1	15	2	23

	1993-94		ALL	
	OVC			
	W	L	W	L
Tennessee State	13	3	20	9
Tennessee Tech	12	4	17	12
Eastern Kentucky	12	4	17	9
Middle Tennessee	11	5	21	7
Southeast Missouri	9	7	16	11
Austin Peay	6	10	10	18
Morehead State	4	12	5	22
UT Martin	3	13	7	19
Murray State	2	14	6	20

	1994-95		ALL	
	OVC			
	W	L	W	L
Tennessee State	12	4	22	7
Eastern Kentucky	12	4	19	9
Middle Tennessee	12	4	19	9
Tennessee Tech	12	4	19	13
Austin Peay	9	7	15	12
UT Martin	7	9	12	15
Southeast Missouri	4	12	12	15
Murray State	3	13	5	21
Morehead State	1	15	3	23

	1995-96		ALL	
	OVC			
	W	L	W	L
Middle Tennessee	13	3	24	6
Austin Peay	13	3	21	8
Southeast Missouri	9	7	14	13
Eastern Kentucky	7	9	11	16
Tennessee Tech	7	9	11	16
Murray State	7	9	11	17
Morehead State	6	10	12	15
UT Martin	5	11	9	17
Tennessee State	5	11	7	19

	1996-97 OVC		ALL	
	W	L	W	L
Eastern Kentucky	16	2	24	6
Tennessee Tech	13	5	18	11
Austin Peay	13	5	17	11
Morehead State	9	9	12	16
Eastern Illinois	8	10	12	15
Tennessee State	7	11	11	16
Murray State	7	11	10	17
Middle Tennessee	7	11	10	20
UT Martin	7	11	8	18
Southeast Missouri	3	15	5	21

	1997-98 OVC		ALL	
	W	L	W	L
Tennessee Tech	15	3	22	7
Eastern Kentucky	15	3	20	8
UT Martin	13	5	18	11
Middle Tennessee	11	7	18	12
Eastern Illinois	10	8	12	15
Tennessee State	7	11	13	14
Austin Peay	6	12	11	16
Southeast Missouri	5	13	8	19
Murray State	5	13	6	20
Morehead State	3	15	7	19

	1998-99 OVC		ALL	
	W	L	W	L
UT Martin	14	4	22	9
Tennessee Tech	14	4	21	9
Middle Tennessee	14	4	18	10
Southeast Missouri	13	5	19	9
Murray State	9	9	10	17
Eastern Kentucky	8	10	11	16
Tennessee State	7	11	13	15
Austin Peay	5	13	6	21
Eastern Illinois	3	15	5	21
Morehead State	3	15	5	21

	1999-00 OVC		ALL	
	W	L	W	L
Tennessee Tech	16	2	24	9
Middle Tennessee	13	5	18	11
Murray State	11	7	14	15
UT Martin	11	7	12	16
Eastern Kentucky	10	8	13	15
Austin Peay	9	9	15	15
Southeast Missouri	7	11	11	17
Tennessee State	6	12	8	18
Eastern Illinois	6	12	8	19
Morehead State	1	17	2	25

	2000-01 OVC		ALL	
	W	L	W	L
Tennessee Tech	15	1	24	6
Eastern Kentucky	14	2	22	6
Austin Peay	10	6	17	14
Southeast Missouri	9	7	14	13
UT Martin	6	10	13	16
Morehead State	5	11	10	19
Tennessee State	5	11	8	19
Murray State	5	11	7	21
Eastern Illinois	3	13	7	20

	2001-02 OVC		ALL	
	W	L	W	L
Eastern Kentucky	13	3	23	8
Tennessee Tech	13	3	22	8
Morehead State	10	6	21	8
Austin Peay	9	7	19	2
Southeast Missouri	8	8	16	12
UT Martin	6	10	8	20
Eastern Illinois	6	10	7	21
Murray State	5	11	11	17
Tennessee State	2	14	3	22

	2002-03 OVC		ALL	
	W	L	W	L
Austin Peay	16	0	27	4
Southeast Missouri	11	5	19	11
Eastern Kentucky	10	6	18	11
Morehead State	9	7	16	12
UT Martin	9	7	13	16
Tennessee Tech	6	10	12	17
Eastern Illinois	5	11	6	22
Murray State	4	12	8	20
Tennessee State	2	14	4	22

	2003-04 OVC		ALL	
	W	L	W	L
Austin Peay	14	2	23	8
Tennessee Tech	12	4	18	11
Jacksonville State	11	5	18	10
Southeast Missouri	10	6	16	13
Murray State	9	7	13	15
Eastern Kentucky	9	7	15	15
UT Martin	8	8	11	16
Morehead State	7	9	10	18
Eastern Illinois	5	11	8	19
Samford	3	13	10	17
Tennessee State	0	16	1	25

	2004-05 OVC		ALL	
	W	L	W	L
Eastern Kentucky	15	1	23	9
Southeast Missouri	14	2	22	8
Tennessee Tech	13	3	21	8
Jacksonville State	9	7	15	14
Tennessee State	8	8	11	17
UT Martin	8	8	9	19
Samford	6	10	13	15
Murray State	5	11	9	19
Austin Peay	4	12	8	19
Eastern Illinois	3	13	10	17
Morehead State	3	13	5	22

	2005-06 OVC		ALL	
	W	L	W	L
Tennessee Tech	16	4	23	9
Southeast Missouri	16	4	22	9
Samford	15	5	21	8
Austin Peay	12	8	15	13
Morehead State#	11	9	16	13
Jacksonville State	9	11	11	17
Murray State^	9	11	11	17
Eastern Illinois	9	11	10	19
Eastern Kentucky	7	13	7	20
UT Martin	6	14	8	19
Tennessee State	0	20	0	27

- Overall record does not reflect on Conference win by forfeit
 ^ - Overall record does not reflect one OVC forfeit imposed by the OVC

	2006-07 OVC		ALL	
	W	L	W	L
Southeast Missouri	16	4	24	8
Murray State	15	5	21	10
Morehead State	13	7	14	16
Samford	12	8	18	13
Tennessee Tech	11	9	12	18
UT Martin	10	10	17	14
Eastern Kentucky	9	11	12	18
Austin Peay	9	11	10	20
Eastern Illinois	7	13	10	19
Jacksonville State	4	16	7	22
Tennessee State	4	16	7	22

All-Time Winning Percentages

CURRENT MEMBERS (YRS.)	CONFERENCE	OVERALL
Tennessee Tech (1977-)	335-95 (.779)	600-297 (.669)
Eastern Kentucky (1977-)	240-189 (.559)	444-401 (.525)
Jacksonville State (2003-)	33-39 (.458)	51-63 (.447)
Southeast Missouri (1991-)	149-121 (.552)	247-204 (.548)
Samford (2003-)	36-36 (.500)	62-45 (.579)
Tennessee-Martin (1992-)	114-142 (.445)	169-248 (.405)
Morehead State (1977-)	182-247 (.427)	388-451 (.462)
Austin Peay (1977-)	175-257 (.405)	355-460 (.436)
Murray State (1977-)	178-258 (.408)	339-492 (.408)
Eastern Illinois (1996-)	65-125 (.342)	95-207 (.315)
Tennessee State (1987-)	103-217 (.322)	177-364 (.327)
FORMER MEMBERS (YRS.)	CONFERENCE	OVERALL
Middle Tennessee (1977-00)	232-77 (.751)	343-228 (.601)
Western Kentucky (1977-82)	23-23 (.500)	73-69 (.514)
Youngstown State (1983-88)	31-39 (.443)	64-69 (.481)
East Tennessee State (1977-78)	4-6 (.400)	13-13 (.500)
Akron (1983-87)	15-41 (.268)	38-69 (.355)

Note: "Overall Record" is team composite record ONLY in years the team has been a member of the OVC.

WOMEN'S BASKETBALL TEAM CHAMPIONS/INDIVIDUAL HONORS

OVC Regular Season Champions

1977-78	Tennessee Tech (9-1)
1978-79	Tennessee Tech (10-0)
1979-80	Middle Tennessee (6-0)
1980-81	Tennessee Tech (5-1)
1981-82	Tennessee Tech (10-2)
1982-83	Middle Tennessee (10-0)
1983-84	Middle Tennessee (12-2)
1984-85	Middle Tennessee (13-1)
1985-86	Middle Tennessee (13-1)
1986-87	Tennessee Tech (12-2)
	Middle Tennessee (12-2)
1987-88	Middle Tennessee (12-2)
1988-89	Middle Tennessee (10-2)
1989-90	Tennessee Tech (12-0)
1990-91	Tennessee Tech (11-1)
1991-92	Tennessee Tech (13-1)
1992-93	Tennessee Tech (14-2)
1993-94	Tennessee State (13-3)
1994-95	Eastern Kentucky (12-4)
	Middle Tennessee (12-4)
	Tennessee State (12-4)
	Tennessee Tech (12-4)
1995-96	Middle Tennessee (13-3)
	Austin Peay (13-3)
1996-97	Eastern Kentucky (16-2)
1997-98	Tennessee Tech (15-3)
	Eastern Kentucky (15-3)
1998-99	UT Martin (14-4)
	Tennessee Tech (14-4)
	Middle Tennessee (14-4)
1999-00	Tennessee Tech (16-2)
2000-01	Tennessee Tech (15-1)
2001-02	Eastern Kentucky (13-3)
	Tennessee Tech (13-3)
2002-03	Austin Peay (16-0)
2003-04	Austin Peay (14-2)
2004-05	Eastern Kentucky (15-1)
2005-06	Tennessee Tech (16-4)
	Southeast Missouri (16-4)
2006-07	Southeast Missouri (16-4)

Title Breakdown

Tennessee Tech	15	Southeast Missouri	2
Middle Tennessee	11	Tennessee-Martin	1
Eastern Kentucky	5		
Austin Peay	3		
Tennessee State	2		

OVC Athletes of the Year

1979-80	Donna Murphy, Morehead State
1980-81	Jerilynn Harper, Tennessee Tech
1981-82	Jerilynn Harper, Tennessee Tech
1982-83	Priscilla Blackford, Morehead State
1985-86	Cheryl Taylor, Tennessee Tech
1986-87	Kim Webb, Middle Tennessee
1990-91	Angela Moorehead, Tennessee Tech
1991-92	Priscilla Robinson, Middle Tennessee
1992-93	Roschelle Vaughn, Tennessee Tech
1996-97	Kim Palmer, Southeast Missouri
1997-98	Diane Seng, Tennessee Tech
1999-00	Diane Seng, Tennessee Tech
2000-01	Janet Holt, Tennessee Tech
2001-02	Janet Holt, Tennessee Tech
2002-03	Brooke Armistead, Austin Peay
2003-04	Gerlonda Hardin, Austin Peay

OVC Players of the Year

1978-79	Pam Chambers, Tennessee Tech
1979-80	Donna Murphy, Morehead State
1980-81	Jerilynn Harper, Tennessee Tech
1981-82	Jerilynn Harper, Tennessee Tech
1982-83	Priscilla Blackford, Morehead State
1984-85	Jennifer McFall, Middle Tennessee
1985-86	Cheryl Taylor, Tennessee Tech
1986-87	Cheryl Taylor, Tennessee Tech
	Kim Webb, Middle Tennessee
1987-88	Dorothy Bowers, Youngstown St.
1988-89	Tawanya Mucker, Middle Tennessee
1989-90	Angela Moorehead, Tennessee Tech
1990-91	Angela Moorehead, Tennessee Tech
1991-92	Priscilla Robinson, Middle Tennessee
1992-93	Roschelle Vaughn, Tennessee Tech
1993-94	Kim Mays, Eastern Kentucky
1994-95	Kim Mays, Eastern Kentucky
1995-96	Gray C. Harris, Southeast Missouri
1996-97	Amy Kieckbusch, Morehead State
1997-98	Chrissy Roberts, Eastern Kentucky
1998-99	Zabrina Harris, UT Martin
1999-00	Janet Holt, Tennessee Tech
2000-01	Janet Holt, Tennessee Tech
2001-02	Janet Holt, Tennessee Tech
2002-03	Brooke Armistead, Austin Peay
2003-04	Gerlonda Hardin, Austin Peay
2004-05	Tatiana Conceicao, SE Missouri
2005-06	Emily Christian, Tennessee Tech
2006-07	Joi Scott, Murray State

OVC Coaches of the Year

1978-79	Mickey Wells, Morehead State
1979-80	Larry Joe Inman, Middle Tennessee
1980-81	Dianne Murphy, Eastern Kentucky
	Jean Smith, Murray State
1981-82	Mickey Wells, Murray State
1982-83	Larry Joe Inman, Middle Tennessee
1983-84	Marynell Meadors, Tennessee Tech
1984-85	Larry Joe Inman, Middle Tennessee
1985-86	John Street, Arkon
1986-87	Bill Worrell, Tennessee Tech
1988-89	Loretta Marlow, Morehead State
1989-90	Bill Worrell, Tennessee Tech
	Teresa Phillips, Tennessee State
1990-91	Larry Joe Inman, Eastern Kentucky
1991-92	Bill Worrell, Tennessee Tech
1992-93	Teresa Phillips, Tennessee State
1993-94	Teresa Phillips, Tennessee State
1994-95	Larry Joe Inman, Eastern Kentucky
1995-96	LaDonna McClain, Austin Peay
1996-97	Larry Joe Inman, Eastern Kentucky
1997-98	Gary and Kim Van Atta, UT Martin
1998-99	Ed Arnzen, Southeast Missouri
1999-00	Bill Worrell, Tennessee Tech
2000-01	Larry Joe Inman, Eastern Kentucky
2001-02	Laura Litter, Morehead State
2002-03	Susie Gardner, Austin Peay
2003-04	Andy Blackston, Austin Peay
2004-05	Larry Joe Inman, Eastern Kentucky
2005-06	Mike Morris, Samford
2006-07	John Ishee, Southeast Missouri

OVC Newcomers of the Year

2002-03	Kenja White, Southeast Missouri
2003-04	Sami Jo Cotton, Southeast Missouri

Note: Award was discontinued after the 2004 season.

OVC Freshmen of the Year

1990-91	Priscilla Robinson, Middle Tennessee
1991-92	Amy Engle, Tennessee Tech
1992-93	Connie Swift, Tennessee Tech
1993-94	Kim Cunningham, Eastern Kentucky
1994-95	Amanda Behrenbrinker, Austin Peay
1995-96	Jonelda Buck, Middle Tennessee
1997-98	Diana Seng, Tennessee Tech
1998-99	Janet Holt, Tennessee Tech
1999-00	Brooke Armistead, Austin Peay
2000-01	Gerlonda Hardin, Austin Peay
2001-02	Rebecca Remington, Murray State
2002-03	Emily Christian, Tennessee Tech
2003-04	Alex Munday, Samford
2004-05	Ashley Cazee, Eastern Kentucky
2005-06	Rachel Galligan, Eastern Illinois
2006-07	Jessica Huffman, Eastern Illinois



Gerlonda Hardin earned 2003-04 OVC Player of the Year and Athlete of the Year honors as a member of the Austin Peay women's basketball team. Hardin now serves as an assistant coach for the Jacksonville State women's squad.

WOMEN'S BASKETBALL ALL-CONFERENCE TEAMS

1978-79

Pam Chambers, Tennessee Tech
 Jackie Mounts, Murray State
 Sharon McClanahan, Middle Tenn.
 Donna Stephens, Morehead State
 Peggy Gay, Eastern Kentucky
 Shari Price, Western Kentucky
 Carmen Dowdell, Tennessee Tech
 Donna Murphy, Morehead State
 Laura Lynn, Murray State
 Michelle Stowers, Morehead State
 Cindy Barrix, Murray State
 Elaine Swafford, Austin Peay
 Beth Blanton, Western Kentucky
ALL-FRESHMAN
 Jeanne Hinchee, Austin Peay
 Shari Price, Western Kentucky
 Sandra Mukes, Eastern Kentucky
 Laurie Heltsley, Western Kentucky
 Maria Kelsch, Murray State
 Ileana Portik, Middle Tennessee
 Donna Stephens, Morehead State
 Irene Moore, Morehead State
 Robin Harmon, Morehead State
 Connie Sinks, Austin Peay
 Jeanette Rowan, Murray State

1979-80

Donna Murphy, Morehead State
 Laura Lynn, Murray State
 Pam Chambers, Tennessee Tech
 Ester Coleman, Middle Tennessee
 Jerilynn Harper, Tennessee Tech
 Laurie Heltsley, Western Kentucky
 Golena Rucker, Austin Peay
 Loretta Coughlin, Eastern Kentucky
 Ileana Portik, Middle Tennessee
 Elaine Swafford, Austin Peay
ALL-FRESHMAN
 Holly Hoover, Tennessee Tech
 Ester Coleman, Middle Tennessee
 Lisa Justice, Middle Tennessee
 Sherry Smith, Middle Tennessee
 Sherry Ford, Western Kentucky
 Dianne Oakley, Murray State
 Tina Wermuth, Eastern Kentucky

1980-81

FIRST TEAM

Jerilynn Harper, Tennessee Tech
 Laurie Heltsley, Western Kentucky
 Robin Hendrix, Middle Tennessee
 Donna Stephens, Morehead State
 Ester Coleman, Middle Tennessee
 Laura Lynn, Murray State

SECOND TEAM

Lisa Goodin, Eastern Kentucky
 Tina Cottle, Austin Peay
 Golena Rucker, Austin Peay
 Dianne Depp, Western Kentucky
 Tina Wermuth, Eastern Kentucky
ALL-FRESHMAN
 Cassandra Howard, Middle Tennessee
 Lisa Goodin, Eastern Kentucky
 Tina Cottle, Austin Peay
 Dianne Depp, Western Kentucky
 Priscilla Blackford, Morehead State
 Mina Todd, Murray State

1981-82

FIRST TEAM

Jerilynn Harper, Tennessee Tech
 Donna Stephens, Morehead State
 Jennifer McFall, Middle Tennessee
 Priscilla Blackford, Morehead State
 Dianne Depp, Western Kentucky
 Lillie Mason, Western Kentucky

SECOND TEAM

Gayle Kinzer, Austin Peay
 Lisa Goodin, Eastern Kentucky
 Holly Hoover, Middle Tennessee
 Mina Todd, Murray State
 Diane Oakley, Murray State
ALL-FRESHMAN
 Lillie Mason, Western Kentucky
 Jennifer McFall, Middle Tennessee
 Sharon Cooper, Murray State
 Gina Brown, Western Kentucky
 Dee Davis, Tennessee Tech

1982-83

FIRST TEAM

Priscilla Blackford, Morehead State
 Jennifer McFall, Middle Tennessee
 Diane Oakley, Murray State
 Lisa Goodin, Eastern Kentucky
 Anita Myers, Tennessee Tech

SECOND TEAM

Holly Hoover, Middle Tennessee
 Lydia Sawney, Tennessee Tech
 Tina Wermuth, Eastern Kentucky
 Eva Lemeh, Middle Tennessee
 Amy Davis, Austin Peay
ALL-FRESHMAN
 Chris Moye, Tennessee Tech
 Amy Davis, Austin Peay
 Melody Ottinger, Murray State
 Janice Towles, Morehead State
 Margy Shelton, Eastern Kentucky

1983-84

FIRST TEAM

Karen Hubert, Murray State
 Tina Cottle, Eastern Kentucky
 Jennifer McFall, Middle Tennessee
 Cheryl Taylor, Tennessee Tech
 Danielle Carson, Youngstown State

SECOND TEAM

Chris Moye, Tennessee Tech
 Gayle Kinzer, Austin Peay
 Lisa Goodin, Eastern Kentucky
 Holly Hoover, Middle Tennessee
 Kim Webb, Middle Tennessee
ALL-FRESHMAN
 Cheryl Taylor, Tennessee Tech
 Bernice Linner, Morehead State
 Kristal Holmes, Austin Peay
 Kim Webb, Middle Tennessee
 Tammy Burton, Tennessee Tech
 Kay Willbanks, Middle Tennessee

1984-85

FIRST TEAM

Jennifer McFall, Middle Tennessee
 Cheryl Taylor, Tennessee Tech
 Kim Webb, Middle Tennessee
 Tina Cottle, Eastern Kentucky
 Connie Appleman, Morehead State

SECOND TEAM

Chris Moye, Tennessee Tech
 Danielle Carson, Youngstown State
 Tonita Cannon, Austin Peay
 Dorothy Taylor, Austin Peay
 Angela Fletcher, Eastern Kentucky
ALL-FRESHMAN
 Alice Lawrence, Middle Tennessee
 Lynette Hayden, Murray State
 Dorothy Bowers, Youngstown State
 Sherry Sullins, Austin Peay
 Diane Hollish, Akron

1985-86

FIRST TEAM

Cheryl Taylor, Tennessee Tech
 Kim Webb, Middle Tennessee
 Dorothy Taylor, Austin Peay
 Danielle Carson, Youngstown State
 Kay Willbanks, Middle Tennessee

SECOND TEAM

Dorothy Bowers, Youngstown State
 Angela Fletcher, Eastern Kentucky
 Janice Towles, Morehead State
 Chris Moye, Tennessee Tech
 Sheila Smith, Murray State
ALL-FRESHMAN
 Sheila Smith, Murray State
 Tawanya Mucker, Middle Tennessee
 Lacritia Wilson, Austin Peay
 Kelly Stamper, Morehead State
 Tina Reece, Eastern Kentucky

1986-87

FIRST TEAM

Cheryl Taylor, Tennessee Tech
 Kim Webb, Middle Tennessee
 Dorothy Bowers, Youngstown State
 Kelly Stamper, Morehead State
 Sheila Smith, Murray State

SECOND TEAM

Pam Arnold, Akron
 Carla Coffey, Eastern Kentucky
 Alice Lawrence, Middle Tennessee
 Janet Ross, Middle Tennessee
 Tracy Munsey, Tennessee Tech
HONORABLE MENTION
 Shandra Maxwell, Austin Peay
 Melody Ottinger, Murray State
ALL-FRESHMAN
 Shandra Maxwell, Austin Peay
 Shawn Monday, Tennessee Tech
 Melinda Clayton, Tennessee Tech
 Kerry Mossburg, Akron
 Holly Baker, Murray State

1987-88

FIRST TEAM

Dorothy Bowers, Youngstown State
 Tawanya Mucker, Middle Tennessee
 Shandra Maxwell, Austin Peay
 Sheila Smith, Murray State
 Melinda Clayton, Tennessee Tech

SECOND TEAM

Carla Coffey, Eastern Kentucky
 Renay Adams, Tennessee Tech
 Karen Johnson, Murray State
 Michelle Wenning, Murray State
 Shawn Monday, Tennessee Tech
HONORABLE MENTION
 Cathy Snipes, Eastern Kentucky
 Kelly Stamper, Morehead State
ALL-FRESHMAN
 Renay Adams, Tennessee Tech
 Michelle Wenning, Murray State
 Cecilia Ramsey, Tennessee Tech
 Tracie Mason, Austin Peay
 Kelly Cowen, Eastern Kentucky

1988-89

FIRST TEAM

Tawanya Mucker, Middle Tennessee
 Sheila Smith, Murray State
 Angela Brown, Tennessee Tech
 Melinda Clayton, Tennessee Tech
 LaTonya Fleming, Eastern Kentucky

SECOND TEAM

Kelly Stamper, Morehead State
 Sandy Brown, Middle Tennessee
 Ann Thomas, Tennessee State
 Michelle Wenning, Murray State
 Shandra Maxwell, Austin Peay
HONORABLE MENTION
 Drucecilla Connors, Morehead State
 Kelly Downs, Morehead State
 Karen Johnson, Murray State
ALL-FRESHMAN
 Ann Thomas, Tennessee State
 Julie Magrane, Morehead State
 Angie Cox, Eastern Kentucky
 Angie Bryant, Eastern Kentucky
 Angie Waldon, Murray State

1989-90

FIRST TEAM

Angela Moorehead, Tennessee Tech
 Shandra Maxwell, Austin Peay
 Melinda Clayton, Tennessee Tech
 Michelle Wenning, Murray State
 Kelly Cowan, Eastern Kentucky

SECOND TEAM

Stephanie Capley, Middle Tennessee
 Julie Magrane, Morehead State
 Shawn Monday, Tennessee Tech
 Ann Thomas, Tennessee State
 Karen Johnson, Murray State
HONORABLE MENTION
 Kelly Downs, Morehead State
 Tracie Mason, Austin Peay
ALL-FRESHMAN
 Mitzi Rice, Tennessee Tech
 Jaree Goodin, Eastern Kentucky
 Bev Smith, Morehead State
 Julie Morrison, Middle Tennessee
 Kristi Brown, Middle Tennessee

1990-91

FIRST TEAM

Angela Moorehead, Tennessee Tech
 Angie Cox, Eastern Kentucky
 Priscilla Robinson, Middle Tennessee
 Kelly Cowan, Eastern Kentucky
 Renay Adams, Tennessee Tech

SECOND TEAM

Mitzi Rice, Tennessee Tech
 Bev Smith, Morehead State
 Cecilia Ramsey, Tennessee Tech
 Tracie Mason, Austin Peay
 Michelle Wenning, Murray State
 Ann Thomas, Tennessee State
 Rulesha Adams, Tennessee State

HONORABLE MENTION

Stephanie Capley, Middle Tennessee
 Julie Magrane, Morehead State
 Tawnya Pierce, Murray State
 Jaree Goodin, Eastern Kentucky
 Cynthia Hicks, Tennessee State

ALL-FRESHMAN

Priscilla Robinson, Middle Tennessee
 Jennifer Parker, Murray State
 Shannah McIntosh, Eastern Kentucky
 Taunya Treanton, Tennessee Tech
 Sherry Batten, Tennessee Tech

1991-92

FIRST TEAM

Priscilla Robinson, Middle Tennessee
 Angie Cox, Eastern Kentucky
 Roschelle Vaughn, Tennessee Tech
 Renee Rogliardi, Southeast Missouri
 Julie Magrane, Morehead State

SECOND TEAM

Jaree Goodin, Eastern Kentucky
 Bev Smith, Morehead State
 Julie Pinson, Murray State
 Sonya Campbell, Tennessee State
 Beth Ousley, Morehead State

HONORABLE MENTION

Angie Waldon, Murray State
 Fondeolyn Garner, Murray State
 Sherry Batten, Tennessee Tech
 Dana Bilyeu, Tennessee Tech
 Amy Engle, Tennessee Tech

ALL-FRESHMAN

Amy Engle, Tennessee Tech
 Sherry Tucker, Middle Tennessee
 Julie Meier, Southeast Missouri
 Sherita Joplin, Morehead State
 Maisha Thomas, Eastern Kentucky

1992-93

FIRST TEAM

Roschelle Vaughn, Tennessee Tech
 Bev Smith, Morehead State
 Priscilla Robinson, Middle Tennessee
 Jennifer Parker, Murray State
 Carolyn Aldridge, Tennessee State

SECOND TEAM

Jaree Goodin, Eastern Kentucky
 Dana Bilyeu, Tennessee Tech
 Connie Swift, Tennessee State
 Tomika Secrest, Austin Peay
 Julie Meier, Southeast Missouri

HONORABLE MENTION

Kim Mays, Eastern Kentucky
 Mimi Crenshaw, Tennessee State
 Carrie Thompson, Austin Peay
 Michelle Jackson, Middle Tennessee
 Tara Tansil, Tennessee-Martin

ALL-FRESHMAN

Connie Swift, Tennessee State
 Gray C. Harris, Southeast Missouri
 Heather Prater, Middle Tennessee
 Terrance Oglesby, Tennessee Tech
 Lisa Poe, Tennessee Tech
 Megan Hupfer, Morehead State

1993-94

FIRST TEAM

Kim Mays, Eastern Kentucky
 Carolyn Aldridge, Tennessee State
 Priscilla Robinson, Middle Tennessee
 Jennifer Parker, Murray State
 Gray C. Harris, Southeast Missouri

SECOND TEAM

Connie Swift, Tennessee State
 Georgie Vaughan, Austin Peay
 Sherita Joplin, Morehead State
 Tara Tansil, Tennessee-Martin
 Julie Meier, Southeast Missouri
 Taunya Lovelace, Tennessee Tech

HONORABLE MENTION

Sherry Tucker, Middle Tennessee
 Sherry Batten, Tennessee Tech
 Maggie Cox, Middle Tennessee
 Kim Cunningham, Eastern Kentucky

ALL-FRESHMAN

Kim Cunningham, Eastern Kentucky
 Colleen Polzin, Austin Peay
 Jodi Bitsko, Morehead State
 Lisa Fussell, Eastern Kentucky
 Jessica Beaty, Middle Tennessee
 Shannon Clardy, Tennessee Tech
 Dawn Limbaugh, Tennessee-Martin

1994-95

FIRST TEAM

Kim Mays, Eastern Kentucky
 Carolyn Aldridge, Tennessee State
 Gray C. Harris, Southeast Missouri
 Sherry Tucker, Middle Tennessee
 Connie Swift, Tennessee State

SECOND TEAM

Tara Tansil, Tennessee-Martin
 Sherita Joplin, Morehead State
 Taunya Lovelace, Tennessee Tech
 Heather Prater, Middle Tennessee
 Stephanie Minor, Murray State

HONORABLE MENTION

Terrance Oglesby, Tennessee Tech
 Maisha Blanton, Eastern Kentucky
 Elizabeth Maxwell, Tennessee Tech
 Megan Hupfer, Morehead State
 Georgie Vaughan, Austin Peay

ALL-FRESHMAN

Amanda Behrenbrinker, Austin Peay
 Laphelia Doss, Eastern Kentucky
 Sheri Lewis, Tennessee Tech
 Shonta Hunt, Murray State
 Natalie Sneed, Middle Tennessee
 Chase Smith, Murray State
 Allison Osborn, Morehead State

1995-96

FIRST TEAM

Gray C. Harris, Southeast Missouri
 Stephanie Minor, Murray State
 Heather Prater, Middle Tennessee
 Laphelia Doss, Eastern Kentucky
 Samantha Young, Eastern Kentucky

SECOND TEAM

Chanda Cordova, Tennessee-Martin
 Jonelda Buck, Middle Tennessee
 Megan Hupfer, Morehead State
 Leslie VanWinkle, Tennessee Tech
 Sonia White, Austin Peay
 Amber Clark, Tennessee Tech

HONORABLE MENTION

Simone Caldwell, Austin Peay
 Octavia Evans, Morehead State
 Davida Smith, Tennessee-Martin
 Traci Boone, Tennessee State
 Carrie Thompson, Austin Peay
 Sonja Cox, Austin Peay

ALL-FRESHMAN

Jonelda Buck, Middle Tennessee
 Amber Clark, Tennessee Tech
 Sarah Miller, Southeast Missouri
 Zandra Moore, Southeast Missouri
 Courtney Neeley, Middle Tennessee
 Andrea Baldwin, Tennessee Tech

1996-97

FIRST TEAM

Amanda Behrenbrinker, Austin Peay
 Amy Kieckbusch, Morehead State
 Stephanie Minor, Murray State
 Chrissy Roberts, Eastern Kentucky
 Diane Seng, Tennessee Tech
 Connie Swift, Tennessee State

SECOND TEAM

Simone Caldwell, Austin Peay
 Amber Clark, Tennessee Tech
 Laphelia Doss, Eastern Kentucky
 Barbora Garbova, Eastern Illinois
 Cari Hassell, Tennessee State

HONORABLE MENTION

Jessica Beaty, Middle Tennessee
 Jonelda Buck, Middle Tennessee
 Trina Goodrich, Eastern Kentucky
 Jamie Koester, Southeast Missouri
 Kim Palmer, Southeast Missouri

ALL-FRESHMAN

Chanda Bowman, Middle Tennessee
 Collin Carmichael, Tennessee Tech
 Sarah Frazier, Southeast Missouri
 Zabrina Harris, Tennessee-Martin
 Bethany Melton, Tennessee-Martin
 Diane Seng, Tennessee Tech

1997-98

FIRST TEAM

Chrissy Roberts, Eastern Kentucky
 Diane Seng, Tennessee Tech
 Laphelia Doss, Eastern Kentucky
 Tessa Fields, Tennessee-Martin
 Barbora Garbova, Eastern Illinois

SECOND TEAM

Amanda Behrenbrinker, Austin Peay
 Cari Hassell, Tennessee State
 Leah Aldrich, Eastern Illinois
 Jamie Koester, Southeast Missouri
 Amber Clark, Tennessee Tech

HONORABLE MENTION

Bama Burrell, Middle Tennessee
 Schronda Moore, Tennessee State
 Angelica Suffren, Austin Peay
 Courtney Neeley, Middle Tennessee
 Nichole Lockridge, Tennessee-Martin

ALL-FRESHMAN

Kai Jones, Austin Peay
 Kelly Chastain, Middle Tennessee
 Charlotte Sizemore, Eastern Kentucky
 Joanne Aluka, Middle Tennessee
 Tamara Washington, Tennessee State

1998-99

FIRST TEAM

Leah Aldrich, Eastern Illinois
 Zabrina Harris, Tennessee-Martin
 Tessa Fields, Tennessee-Martin
 Diane Seng, Tennessee Tech
 Charlotte Sizemore, Eastern Kentucky

SECOND TEAM

Paula Corder, Southeast Missouri
 Cari Hassell, Tennessee State
 Bobbi Coltharp, Murray State
 Bama Burrell, Middle Tennessee
 Schronda Moore, Tennessee State

HONORABLE MENTION

Janet Holt, Tennessee Tech
 Pam Iverson, Southeast Missouri
 Jamie Thomatis, Middle Tennessee
 Rusty Sowers, Southeast Missouri
 Heather Bates, Murray State
 Angelica Suffren, Austin Peay
 Quin Sullivan, Austin Peay

ALL-FRESHMAN

Janet Holt, Tennessee Tech
 Pam Iverson, Southeast Missouri
 Jamie Thomatis, Middle Tennessee
 Heidi Daulton, Morehead State
 Tracy Webb, Tennessee-Martin

1999-00

FIRST TEAM

Janet Holt, Tennessee Tech
 Diane Seng, Tennessee Tech
 Marla Gearhart, Eastern Kentucky
 Jamie Thomatis, Middle Tennessee
 Zabrina Harris, Tennessee-Martin

SECOND TEAM

Brooke Armistead, Austin Peay
 Monika Gadson, Murray State
 Heather Corder-King, Southeast Missouri
 Paula Bates, Murray State
 Tamara Washington, Tennessee State

HONORABLE MENTION

Tasha Gales, Morehead State
 Joanne Aluka, Middle Tennessee
 Angie Patzner, Eastern Illinois
 Liz Stansberry, Murray State

ALL-FRESHMAN

Brooke Armistead, Austin Peay
 Paige Smith, Austin Peay
 Teresa McNair, Eastern Kentucky
 Lori Chase, Southeast Missouri
 Kayla Bloemer, Eastern Illinois

2000-01

FIRST TEAM

Janet Holt, Tennessee Tech
 Brooke Armistead, Austin Peay
 Angela Hassell, Tennessee State
 Monika Gadson, Murray State
 Lori Chase, Southeast Missouri

SECOND TEAM

Charlotte Sizemore, Eastern Kentucky
 Kelly Pendleton, Tennessee-Martin
 Allison Clark, Tennessee Tech
 Candice Finley, Eastern Kentucky
 Misty Garrett, Tennessee Tech

HONORABLE MENTION

Tasha Gales, Morehead State
 Jocelyn Duke, Austin Peay
 Paige Smith, Austin Peay
 Renee Schaul, Eastern Illinois
 Travece Turner, Morehead State

ALL-FRESHMAN

Gerlonda Hardin, Austin Peay
 Pam O'Connor, Eastern Illinois
 Kandi Brown, Morehead State
 Andrea Brown, Tennessee Tech
 Katie Kelly, Eastern Kentucky
 Jody Sizemore, Morehead State

2001-02

FIRST TEAM

Janet Holt, Tennessee Tech
 Brooke Armistead, Austin Peay
 Tasha Gales, Morehead State
 Charlotte Sizemore, Eastern Kentucky
 LaRissa Thomas, Tennessee State

SECOND TEAM

Zoey Artist, Eastern Kentucky
 Travece Turner, Morehead State
 Lori Chase, Southeast Missouri
 Gerlonda Hardin, Austin Peay
 Pam O'Connor, Eastern Illinois

ALL-FRESHMAN

Rebecca Remington, Murray State
 Pam Garrett, Eastern Kentucky
 Miranda Eckerle, Eastern Kentucky
 Rachel Karos, Eastern Illinois
 Brittany Park, Murray State

2002-03

FIRST TEAM

Brooke Armistead, Austin Peay
 Gerlonda Hardin, Austin Peay
 Amy Watson, Tennessee-Martin
 Teresa McNair, Eastern Kentucky
 Travece Turner, Morehead State

SECOND TEAM

Katie Kelly, Eastern Kentucky
 Kandi Brown, Morehead State
 Beth Schnakenberg, Murray State
 Lori Chase, Southeast Missouri
 Emily Christian, Tennessee Tech

HONORABLE MENTION

Lauren Dailey, Eastern Illinois
 Tasha Gales, Morehead State
 Kenja White, Southeast Missouri
 Miranda Eckerle, Eastern Kentucky
 Carina Souza, Southeast Missouri

ALL-FRESHMAN

Emily Christian, Tennessee Tech
 Kera Bergeron, Austin Peay
 Megan Sparks, Eastern Illinois
 Ashley Haynes, Austin Peay
 Lori Trumblee, Murray State

2003-04

FIRST TEAM

Gerlonda Hardin, Austin Peay
 Shanika Freeman, Jacksonville State
 Emily Chrisitan, Tennessee Tech
 Katie Kelly, Eastern Kentucky
 Ashley Haynes, Austin Peay

SECOND TEAM

Kandi Brown, Morehead State
 Pam O'Connor, Eastern Illinois
 Megan Fuqua, Murray State
 Sami Jo Cotton, Southeast Missouri
 Julie Young, Tennessee-Martin

ALL-FRESHMAN

Megen Gearhart, Morehead State
 Alex Munday, Samford
 Kendall Cavin, Tennessee Tech
 Andreika Jackson, Tennessee-Martin
 Courtney Slaughter, Jacksonville State
 Megan Casad, Eastern Illinois

2004-05

FIRST TEAM

Tatiana Conceicao, Southeast Missouri
 Emily Christian, Tennessee Tech
 Shanika Freeman, Jacksonville State
 Miranda Eckerle, Eastern Kentucky
 Rebecca Remington, Murray State
 Andreika Jackson, Tennessee-Martin

SECOND TEAM

Pam O'Connor, Eastern Illinois
 Kendall Cavin, Tennessee Tech
 Kendra Bailey, Tennessee State
 Ashley Haynes, Austin Peay
 Candis Cook, Eastern Kentucky
 Pam Garrett, Eastern Kentucky

2005-06

FIRST TEAM

Emily Chrisitan, Tennessee Tech
 Ashley Haynes, Austin Peay
 Tatitana Conceicao, Southeast Missouri
 LaKrisha Brown, Morehead State
 Joi Scott, Murray State

SECOND TEAM

Megan Sparks, Eastern Illinois
 Alex Munday, Samford
 Andreika Jackson, Tennessee-Martin
 Rebecca Haynes, Jacksonville State
 Kendall Cavin, Tennessee Tech

ALL-NEWCOMER

Saundra Hale, Austin Peay
 LaKrisha Brown, Morehead State
 Joi Scott, Murray State
 Rachel Galligan, Eastern Illinois
 Meagan Lyons, Tennessee Tech

2006-07

FIRST TEAM


Joi Scott, Murray State
 Alex Munday, Samford
 Kendall Cavin, Tennessee Tech
 Lachelle Lyles, Southeast Missouri
 Rachel Galligan

SECOND TEAM


Crystal Jones, Eastern Kentucky
 LaKrisha Brown, Morehead State
 Missy Whitney, Southeast Missouri
 Jessica Huffman, Eastern Illinois
 Amber Guffey, Murray State

ALL-NEWCOMER

Jessica Huffman, Eastern Illinois
 Crystal Jones, Eastern Kentucky
 Missy Whitney, Southeast Missouri
 Amanda Green, Morehead State
 Jolie Efezokhae, Jacksonville State



Tennessee Tech's Janet Holt is the only women's basketball player to earn individual awards in each of her four years, claiming OVC Freshman of the Year honors in 1998-99 and OVC Player of the Year accolades three times from 1999-02.



Eastern Illinois' Pam O'Connor was a four-time All-OVC pick and a three-time Academic All-District selection during her Panther career.

WOMEN'S BASKETBALL RECORD BOOK

Team – Game

Most Points (one team):	133 - Tennessee Tech vs. Chattanooga (1974-75)
Most Points in one half (one team):	78 - Tennessee Tech vs. Wisconsin-LaCrosse (1974-75)
Most Points (both teams):	216 - Morehead State (110) vs. Eastern Kentucky (106) (1992-93)
Most Field Goals:	58 – Tennessee Tech vs. Chattanooga (1975-76)
Most Field Goals Attempted:	101 - Eastern Kentucky vs. West Virginia Tech (2000-01)
Best Field Goal Percentage:804 (33-41) - Tennessee Tech vs. Cincinnati (1980-81)
Most 3-Pointers Made:	19 - Tennessee Tech vs. Tennessee-Martin (2000-01)
Most 3-Pointers Attempted:	41 - Morehead State vs. Bowling Green (1999-00)
Best 3-Point Percentage (minimum 10 made):800 (12-15) - Middle Tennessee vs. Tennessee-Martin (1991-92)
Most Free Throws Made:	43 - Eastern Kentucky vs. Murray State (1992-93)
Most Free Throws Attempted:	57 - Morehead State vs. Eastern Kentucky (1998-99)
Best Free Throws Percentage:	1.000 (22-22) - Eastern Kentucky vs. Alaska-Anchorage (2002-03)
.....	1.000 (22-22) - Tennessee Tech vs. Tennessee State (2003-04)
Most Rebounds:	83 - Morehead State vs. West Virginia State (1986-87)
Most Personal Fouls:	40 – Eastern Kentucky vs. Morehead State (1998-99)
Most Assists:	42 - Eastern Illinois vs. Indiana-Northwest (2003-04)
Most Blocked Shots:	16 - Morehead State vs. Samford (2004-05)
Most Steals:	34 - Tennessee State vs. Jacksonville State (1994-95)
Largest Margin of Victory:	90 - Eastern Illinois (126) vs. Indiana-Northwest (36) (2003-04)

Team – Season

Best Record By Percentage (all games):933 (28-2) - Tennessee Tech (1975-67)
Most Wins:	28 - Tennessee Tech (1975-76); Morehead State (1978-79)
Most Losses:	27 - Tennessee State (2005-06)
Most Consecutive Wins:	22 - Austin Peay (2002-03)
Most Consecutive Losses:	27 - Tennessee State (2005-06)
Most Points:	2,911 - Tennessee Tech (1976-77)
Most Field Goals Made:	1,218 - Tennessee Tech (1976-77)
Most Field Goals Attempted:	2,640 - Tennessee Tech (1976-77)
Best Field Goal Percentage:	53.0 (1,109-2,092) - Tennessee Tech (1980-81)
Most 3-Pointers Made:	267 - Tennessee Tech (2000-01)
Most 3-Pointers Attempted:	662 - Southeast Missouri (2004-05)
Best 3-Point Percentage (min. 100 made):446 (267-599) - Tennessee Tech (2000-01)
Most Free Throws Made:	561 - Tennessee-Martin (1998-99)
Best Free Throw Percentage:	78.2 (530-678) - Tennessee Tech (2000-01)
Most Rebounds:	1,944 - Tennessee Tech (1974-75)
Most Personal Fouls:	716 - Tennessee Tech (1974-75)
Most Assists:	673 – Middle Tennessee (1985-86)
Most Blocked Shots:	155 - Tennessee Tech (1993-94)
Most Steals:	443 - Tennessee Tech (1978-79)

Individual - Game

Most Points:	51 - Carolyn Aldridge, Tennessee State (vs. Wake Forest, 1994-95)
Most Field Goals Made:	20 - Tawana Mucker, Middle Tennessee (vs. Mississippi College, 1988-89)
Most Field Goals Attempted:	33 - Liz Hannah, Middle Tennessee (vs. Western Kentucky, 1976-77)
Best Field Goal Percentage (min. 10 made):	1.000 (12-12) – Cheryl Talyor, Tennessee Tech (vs. Southern Illinois, 1987-88)
.....	1.000 (12-12) - Kristi Brown, Middle Tennessee (vs. Tennessee Tech, 1992-92); Emily Christian, Tennessee Tech (vs. Alabama, 2004-05)
Most 3-Pointers Made:	10 – Stefanie Holbrook, Tennessee Tech (vs. Eastern Illinois, 2004-05)
Most 3-Pointers Attempted:	19 - Allison Osborn, Morehead State (vs. Murray State, 1996-97)
Best 3-Point Percentage (min. 6 made):	1.000 (8-8) – Kristi Brown, Middle Tennessee (vs. Tennessee Tech, 1991-92)
Most Free Throws Made:	23 - Lori Chase, Southeast Missouri (vs. Tennessee Tech, 2001-02)
Most Free Throws Attempted:	27 - Michelle Wenning, Murray State (vs. Eastern Kentucky, 1990-91)
Best Free Throw Percentage (minimum 15 attempts):	1.000 (15-15) - Yashika Sidbury, Southeast Missouri (vs. Quinnipiac, 2002-03)
Most Consecutive Free Throws Made:	15 - Yashika Sidbury, Southeast Missouri (vs. Quinnipiac, 2002-03)
Most Rebounds:	32 - Lachelle Lyles, Southeast Missouri (vs. Tennessee State, 2006-07)
Most Assists:	22 - Shawn Monday, Tennessee Tech (vs. Morehead State (1987-88)
Most Blocked Shots:	13 – Shelly Johnson, Morehead State (vs. Samford, 2004-05)
Most Steals:	13 - Ann Thomas, Tennessee State (vs. Monmouth, 1990-91)

Individual – Season

Most Points:	1,011 - Jerilynn Harper, Tennessee Tech (1980-81)
Best Point Average:	29.7 - Jerilynn Harper, Tennessee Tech (1980-81)
Most Field Goals Made:	410 - Jerilynn Harper, Tennessee Tech (1980-81)
Best Field Goal Percentage:	71.7 (185-258) - Renay Adams, Tennessee Tech (1990-91)
Most Consecutive Field Goals Made:	23 - Renay Adams, Tennessee Tech (1990-91)
Most 3-Pointers Made:	105 - Kera Beregeron, Austin Peay (2003-04)
Most 3-Pointers Attempted:	315 - Carolyn Aldridge, Tennessee State (1994-95)
Best 3-Point Percentage (minimum 1.5 per game):511 (46-90) - Heather Prater, Middle Tennessee (1992-93)
	.511 (69-135) - Heather Prater, Middle Tennessee (1994-95)
Most Free Throws Made:	249 - Janet Holt, Tennessee Tech (2000-01)
Most Free Throw Attempts:	291 - Janet Holt, Tennessee Tech (2000-01)
Best Free Throw Percentage:	94.1 - Paula Corder, Southeast Missouri (1998-90)
Most Consecutive Free Throws Made:	41 - Kandi Brown, Morehead State (2003-04); Travece Turner, Morehead State (2000-01)
Most Rebounds:	527 - Lachelle Lyles, Southeast Missouri (2006-07)
Best Rebound Average:	17.0 - Lachelle Lyles, Southeast Missouri (2006-07)
Most Assists:	270 - Chris Moye, Tennessee Tech (1985-86)
Most Blocked Shots:	77 - Kay Willbanks, Middle Tennessee (1984-85)
Most Steals:	131 - Teresa McNair, Eastern Kentucky (2002-03)

Individual – Career

Most Points :	2,526 - Cheryl Taylor, Tennessee Tech (1983-1987)
Best Point Average:	24.3 - Jerilynn Harper, Tennessee Tech (1979-82)
Most Field Goals Made	1,025 - Cheryl Talyor, Tennessee Tech (1983-87)
Most Field Goals Attempted:	1,964 - Pam Chambers, Tennessee Tech (1976-80)
Best Field Goal Percentage:644 - Renay Adams, Tennessee Tech (1987-91)
Most 3-Pointers Made:	248 - Kandi Brown, Morehead State (2000-04)
Most 3-Pointers Attempted:	713 - Carolyn Aldridge, Tennessee State (1993-95)
Best 3-Point Percentage (minimum 100 made):446 (224-502) - Heather Prater, Middle Tennessee (1993-96)
Most Free Throws Made:	748 - Janet Holt, Tennessee Tech (1998-02)
Most Free Throws Attempted:	905 - Janet Holt, Tennessee Tech (1998-02)
Best Free Throw Percentage:938 - Paula Corder-King, Southeast Missouri (1998-00)
Most Rebounds:	1,532 - Cherly Hendrix, Middle Tennessee (1983-87)
Best Rebound Average:	13.8 - Robin Hendrix, Middle Tennessee (1980-82)
Most Assists:	823 - Shawn Monday, Tennessee Tech (1986-90)
Most Blocked Shots:	233 - Gerlonda Hardin, Austin Peay (2000-04)
Most Steals:	406 - Teresa McNair, Eastern Kentucky (1999-03)



Southeast Missouri's Lachelle Lyles set new OVC records in rebounds in season (520), rebounding average (17.0 rpg) and rebounds in single game (32) last year.



Morehead State's Kandi Brown hit 248 3-pointers in her four-year career which leads the OVC. Brown also holds the league mark for most consecutive free throws in season with fellow Eagle Travece Turner.

WOMEN'S BASKETBALL TOP 10 LISTS

SEASON

MOST POINTS SCORED

1. 1,011 Jerilynn Harper, Tennessee Tech (1980-81)
2. 831 Jerilynn Harper, Tennessee Tech (1981-82)
3. 793 Cheryl Taylor, Tennessee Tech (1986-87)
4. 783 Dorothy Bowers, Youngstown State (1987-88)
5. 746 Cheryl Taylor, Tennessee Tech (1985-86)
6. 738 Janet Holt, Tennessee Tech (2000-01)
7. 719 Kim Mays, Eastern Kentucky (1994-95)
8. 714 Janet Holt, Tennessee Tech (2001-02)
9. 713 Gray C. Harris, Southeast Missouri (1995-96)
10. 710 Wanda Grant, Youngstown State (1980-81)

SCORING AVERAGE

1. 29.7 Jerilynn Harper, Tennessee Tech (1980-81)
2. 28.4 Wanda Grant, Youngstown State (1980-81)
3. 28.0 Dorothy Bowers, Youngstown State (1987-88)
4. 26.8 Jerilynn Harper, Tennessee Tech (1987-88)
5. 26.4 Gray C. Harris, Southeast Missouri (1995-96)
6. 25.7 Kim Mays, Eastern Kentucky (1994-95)
7. 25.6 Cheryl Taylor, Tennessee Tech (1994-95)
8. 24.7 Dorothy Bowers, Youngstown State (1986-87)
9. 25.6 Janet Holt, Tennessee Tech (2000-01)
10. 24.2 Gray C. Harris, Southeast Missouri (1994-95)

REBOUND AVERAGE

1. 17.0 Lachelle Lyles, Southeast Missouri (2006-07)
2. 15.4 Robn Hendrix, Middle Tennessee (1980-81)
3. 15.2 Donna Murphey, Morehead State (1977-78)
- 15.2 Wanda Grant, Youngstown State (1980-81)
5. 13.9 Jackie Mounts, Murray State (1978-79)
6. 13.6 Cheryl Taylor, Tennessee Tech (1984-85)
7. 13.4 Ashley Haynes, Austin Peay (2005-06)
8. 13.3 Cheryl Taylor, Tennessee Tech (1985-86)
9. 12.9 Donna Stephens, Morehead State (1978-79)
- 12.9 Priscilla Blackford, Morehead State (1981-82)
- 12.9 Holly Seimetz, Youngstown State (1981-82)

FIELD GOAL PERCENTAGE

1. .717 Renay Adams, Tennessee Tech (1990-91) (1st in NCAA)
2. .678 Diane Seng, Tennessee Tech (1996-97) (1st in NCAA)
3. .668 Lydia Sawney, Tennessee Tech (1982-83) (1st in NCAA)
4. .646 Renay Adams, Tennessee Tech (1987-88) (2nd in NCAA)
- .646 Rochelle Vaughn, Tennessee Tech (1992-93)
6. .640 Carmen Dowdwell, Tennessee Tech (1978-79)
7. .636 Amy Kieckbusch, Morehead State (1996-97) (5th in NCAA)
8. .628 Jerilynn Harper, Tennessee Tech (1980-81)
9. .626 Jamie Thomatis, Middle Tennessee (1998-99) (6th in NCAA)
10. .625 Diane Seng, Tennessee Tech (1997-98)

FREE THROW PERCENTAGE

1. .941 Paula Corder, Southeast Missouri (1998-99) (1st in NCAA)
2. .938 Melissa Huffman, Murray State (1989-90)
3. .937 Kandi Brown, Morehead State (2001-02) (2nd in NCAA)
- .937 Kandi Brown, Morehead State (2002-03) (2nd in NCAA)
5. .932 Paula Corder-King, SE Missouri (1999-00) (1st in NCAA)
6. .913 Lisa Goodin, Eastern Kentucky (1982-83)
7. .904 Kandi Brown, Morehead State (2000-01) (2nd in NCAA)
8. .903 Kristy Cromer, Eastern Kentucky (1987-88)
9. .902 Kelly Pendelton, Tennessee-Martin (2000-01) (3rd in NCAA)
10. .900 Janet Ross, Middle Tennessee (1986-87)
- .900 Laura Shelton, Eastern Kentucky (2005-06)

CAREER

MOST POINTS SCORED

1. 2,526 Cheryl Taylor, Tennessee Tech (1983-87)
2. 2,508 Brooke Armistead, Austin Peay (1999-03)
3. 2,420 Janet Holt, Tennessee Tech (1998-02)
4. 2,324 Dorothy Bowers, Youngstown State (1984-88)
5. 2,287 Sheila Smith, Murray State (1985-89)
6. 2,238 Jerilynn Harper, Tennessee Tech (1979-82)
7. 2,176 Gray C. Harris, Southeast Missouri (1992-96)
8. 2,166 Diane Seng, Tennessee Tech (1996-00)
9. 2,148 Kim Webb, Middle Tennessee (1984-87)
10. 2,144 Pam Chambers, Tennessee Tech (1976-80)

SCORING AVERAGE

1. 24.3 Jerilynn Harper, Tennessee Tech (1979-82)
2. 21.5 Dorothy Bowers, Youngstown State (1984-88)
3. 21.2 Angela Moorehead, Tennessee Tech (1988-91)
4. 21.1 Cheryl Taylor, Tennessee Tech (1983-87)
- 21.1 Joi Scott, Murray State (2005-07)
6. 20.9 Brooke Armistead, Austin Peay (1999-03)
7. 20.6 Kim Mayes, Eastern Kentucky (1993-95)
8. 20.5 Gray C. Harris, Southeast Missouri (1992-96)
9. 20.3 Rochelle Vaughn, Tennessee Tech (1991-93)
10. 19.8 Shandra Maxwell, Austin Peay (1986-90)

REBOUND AVERAGE

1. 13.8 Robin Hendrix, Middle Tennessee (1980-82)
2. 13.7 Donna Murphy, Morehead State (1976-80)
3. 13.1 Jackie Mounts, Murray State (1975-79)
4. 12.8 Cheryl Taylor, Tennessee Tech (1983-87)
5. 11.4 Priscilla Blackford, Morehead State (1980-83)
6. 11.2 Donna Stephens, Morehead State (1978-82)
7. 11.0 Stephanie Minor, Murray State (1994-97)
8. 10.7 Golena Rucker, Austin Peay (1978-81)
9. 10.6 Holly Seimetz, Youngstown State (1978-82)
10. 10.4 Shandra Maxwell, Austin Peay (1986-90)

FIELD GOAL PERCENTAGE

1. .644 Renay Adams, Tennessee Tech (1987-91)
2. .626 Roschelle Vaughn, Tennessee Tech (1991-93)
3. .620 Diane Seng, Tennessee Tech (1996-00)
4. .617 Lydia Sawney, Tennessee Tech (1981-83)
5. .589 Jerilynn Harper, Tennessee Tech (1979-82)
6. .586 Caremen Dowdell, Tennessee Tech (1977-80)
- .586 Pam O'Connor, Eastern Illinois (2001-05)
8. .570 Cheryl Taylor, Tennessee Tech (1983-87)
- .570 Joi Scott, Murray State (2005-07)
10. .556 Connie Swift, Tennessee State (1992-97)

FREE THROW PERCENTAGE

1. .938 Paula Corder-King, Southeast Missouri (1996-00)
2. .915 Kandi Brown, Morehead State (2000-04)
3. .875 Katie Kelly, Eastern Kentucky (2000-04)
4. .874 Lisa Goodin, Eastern Kentucky (1980-84)
5. .866 Brooke Armistead, Austin Peay (1999-2003)
6. .862 Chrissy Roberst, Eastern Kentucky (1996-98)
7. .855 Laura Shelton, Eastern Kentucky (2002-06)
8. .844 Jane Ross, Middle Tennessee (1984-87)
9. .833 Kim Mays, Eastern Kentucky (1993-95)
10. .827 Janet Holt, Tennessee Tech (1998-02)

WOMEN'S BASKETBALL COACHES ASSOCIATION (WBCA)

The Women's Basketball Coaches Association promotes women's basketball by unifying coaches at all levels to develop a reputable identity for the sport and to foster and promote the development of the game in all its aspects as a sport for women and girls.

EVENTS/PROGRAMS

WBCA National Convention: Held Annually at the site of the NCAA Final four: national awards program, X's and O's professional development seminars, networking, entertainment, exhibits and great basketball.

WBCA's Think Pink: "Think Pink" is an initiative started by the WBCA in 2007 to promote breast cancer awareness in women's basketball. This yearly event is an opportunity for all WBCA-member schools to join forces in increasing awareness for their individual campus and community. In 2007, more than 120 schools unified for this effort and helped make the inaugural year of "Think Pink" a success. Women's basketball coaches share not only a profession, but a community and it is important to pull together and support such causes as this.

NIKE'S So You Want To Be A Coach: The Women's Basketball Coaches Association (WBCA) hosts a two-day workshop for minority female basketball players who are interested in pursuing a career in coaching. This program is made possible by the NCAA Matching Grants for the Advancement of Minority Women Coaches.

USA Today ESPN Top 25 Coaches' Polls: Since 1986, *USA Today* and the Women's Basketball Coaches Association have sponsored a NCAA Division I Top 25 Poll. The NCAA Division II poll was added in 1995 with the NCAA Division III poll commencing in 1996. Each week during the collegiate season, coaches from various NCAA Division I, II and III institutions vote on the Top 25 poll. The school finishing ranked No. 1 in the final *USA Today* ESPN Top 25 Coaches' Poll for NCAA Division I receives the coveted *USA Today* WBCA Coaches' Trophy.

WEB SITE

WBCA.org: WBCA members, media and fans are able to find out the latest news, notes, facts, and figures about the games of girls and women's basketball at WBCA.org "The Address for Women's Basketball!". During the season, the site carries the latest RPI and *USA Today* ESPN Top 25 Coaches' Polls for NCAA Division I, II and III. Results of WBCA-sanctioned events and its award programs can also be found on the site. Find the latest coaching moves, features news & more at WBCA.org.

PUBLICATIONS

COACHING WOMEN'S BASKETBALL (CWB): The official membership publication of the WBCA. In the fall of 2003, *CWB* increased its print editions to six (6) bi-monthly publications. Look for each issue to serve as the conscience of the women's basketball coaching profession; techniques and tactics, sport psychology, athletic management, interviews, products and more. *CWB* also includes association events and highlights the on-going professional lives of some of the association's most

successful members. *CWB* also incorporates the "Fast Break Alert" newsletter that provides membership with up-to-date information on legislative issues concerning women's basketball, and "At the Buzzer" providing relative news and information and X's and O's for high school coaches.

Net.News: This bi-monthly electronic newsletter was created to keep WBCA members informed as to what's new with WBCA leadership and staff; and provide updates on pertinent dates and news surrounding the world of women's basketball.

AWARDS PROGRAM

The State Farm Wade Trophy
 The State Farm/WBCA Players of the Year
 State Farm Coaches' All-America Team
 RUSSELL ATHLETIC/WBCA National Coaches of the Year
 RUSSELL ATHLETIC/WBCA Victory Club Awards
 Maggie Dixon Rookie Coach of the Year Award
 WBCA Defensive Player of the Year Award
 Charles Timothy Stoner Law Scholarship Award
 Jostens-Berenson Lifetime Achievement Award
 Frances Pomeroy Naismith Award
 Robin Roberts/WBCA Broadcasting Scholarship
 Mel Greenberg Media Award
 Carol Eckman Award
 WBCA Scholarship Awards
 WBCA High School All-American Team Players
 WSF/WBCA Graduate Assistant of the Year Award
 WBCA Administrator of the Year Award
 WBCA National Players of the Month
 NCAA/WBCA Coaches' Trophy



WOMEN'S BASKETBALL ANNUAL STATISTICAL LEADERS

Scoring

YEAR	PLAYER. SCHOOL	G	PTS	AVG
1981-82	Jerilynn Harper, TTU	31	831	26.8
1982-83	Priscilla Blackford, MOR	29	560	19.3
1983-84	Karen Hubert, MUR	26	494	19.0
1984-85	Cheryl Taylor, TTU	28	572	18.3
1985-86	Cheryl Taylor, TTU	32	746	23.3
1986-87	Cheryl Taylor, TTU	31	793	25.6
1987-88	Dorothy Bowers, YSU	27	755	28.0
1988-89	Sheila Smith, MUR	31	663	21.4
1989-90	Angela Moorehead, TTU	31	595	20.5
1990-91	Angela Moorehead, TTU	30	690	23.0
1991-92	Priscilla Robinson, MTSU	28	578	20.7
1992-93	Roschelle Vaughn, TTTU	29	663	22.9
1993-94	Jennifer Parker, MUR	26	570	21.9
1994-95	Kim Mays, ECU	28	719	25.7
1995-96	Gray C. Harris, SEMO	25	653	26.1
1996-97	Amy Kieckbusch, MOR	28	670	23.9
1997-98	Diana Seng, TTU	28	465	17.7
1998-99	Zabrina Harris, UTM	31	599	19.3
1999-00	Brooke Armistead, APSU	30	608	20.3
2000-01	Janet Holt, TTU	30	738	24.6
2001-02	Brooke Armistead, APSU	31	687	22.2
2002-03	Brooke Armistead, APSU	28	528	18.9
2003-04	Emily Christian, TTU	27	552	20.4
2004-05	Emily Christian, TTU	29	566	19.5
2005-06	Emily Christian, TTU	32	686	21.4
2006-07	Joi Scott, MUR	26	565	21.7

Rebounding

YEAR	PLAYER. SCHOOL	G	REB	AVG
1981-82	Priscilla Blackford, MOR	29	319	11.0
1982-83	Priscilla Blackford, MOR	29	375	12.9
1983-84	Cheryl Taylor, TTU	26	317	12.2
1984-85	Cheryl Taylor, TTU	28	371	13.6
1985-86	Cheryl Taylor, TTU	32	425	13.3
1986-87	Cheryl Taylor, TTU	31	374	12.1
1987-88	Dorothy Bowers, YSU	27	314	11.6
1988-89	Ann Thomas, TSU	27	277	10.3
1989-90	Ann Thomas, TSU	26	290	11.2
1990-91	Julie Magrane, MOR	26	260	10.0
1991-92	Fondeollyn Garner, MUR	27	296	11.0
1992-93	Roschelle Vaughn, TSU	29	291	10.0
1993-94	Gray C. Harris, SEMO	27	290	10.7
1994-95	Stephaine Minor, MUR	21	245	11.7
1995-96	Laphelia Doss, ECU	23	266	11.6
1996-97	Stephaine Minor, MUR	27	288	10.7
1997-98	Jamie Koester, SEMO	28	234	8.7
1998-99	Danelle Watts, MUR	27	245	9.1
1999-00	Monika Gadson, MUR	29	260	9.0
2000-01	Jana Holt, TTU	30	295	9.8
2001-02	Jana Holt, TTU	30	251	8.4
2002-03	DeVonda Williams, MOR	28	246	8.8
2003-04	Shanika Freeman, JSU	27	275	10.2
2004-05	Shanika Freeman, JSU	26	226	8.7
2005-06	Ashley Haynes, APSU	28	374	13.4
2006-07	Lachelle Lyles, SEMO	31	527	17.0

Assists

YEAR	PLAYER. SCHOOL	G	AST	AVG
1981-82	Anita Myers, TTU	31	156	5.0
1982-83	Anita Myers, TTU	27	168	6.2
1983-84	Margaret Peters, YSU	24	151	6.3
1984-85	Chris Moye, TTU	32	270	8.4
1985-86	Danielle Carson, YSU	28	269	9.6
1986-87	Shawn Monday, TTU	31	225	7.3
1987-88	Carol Nee, YSU	27	187	6.9
1988-89	Shawn Monday, TTU	30	205	6.8
1989-90	Shawn Monday, TTU	31	215	6.9
1990-91	Cecillia Ramesy, TTU	30	220	7.3
1991-92	Angie Cox, ECU	29	164	5.6
1992-93	Dana Bilyeu, TTU	29	176	6.1
1993-94	Stacey Spake, MOR	27	145	5.4
1994-95	Heather Prater, MTSU	28	185	6.6
1995-96	Samantha Young, ECU	23	138	6.0
1996-97	Jess Laska, EIU	27	142	5.3
1997-98	Tessa Fields, UTM	28	161	5.8
1998-99	Tessa Fields, UTM	29	154	5.3
1999-00	Misty Garrett, TTU	32	178	5.6
2000-01	Misty Garrett, TTU	30	209	7.0
2001-02	Misty Garrett, TTU	30	183	6.1
2002-03	Katie Kelly, ECU	29	130	4.5
2003-04	Sarah Costello, SEMO	29	144	4.97
2004-05	Shaleea Petty, MUR	28	119	4.25
2005-06	LaTonya McKinney, JSU	28	114	4.07
2006-07	Stacey Strayer, MOR	29	145	5.00

Steals

YEAR	PLAYER. SCHOOL	G	STL	AVG
1981-82	Tina Wermuth, ECU	30	68	2.3
1982-83	Margaret Peters, YSU	27	85	3.1
1983-84	Kim Webb, MTSU	26	57	2.2
1984-85	Kim Webb, MTSU	30	80	2.7
1985-86	Danielle Carson, YSU	28	91	3.3
1986-87	Shawn Monday, TTU	31	79	2.5
1987-88	Carol Nee, YSU	27	73	2.7
1988-89	Ann Thomas, TSU	27	97	3.6
1989-90	Tracie Mason, APSU	26	85	3.3
1990-91	Angie Cox, ECU	27	105	3.9
1991-92	Angie Cox, ECU	29	113	3.9
1992-93	Maisha Thomas, ECU	27	70	2.9
1993-94	Carolyn Aldridge, TSU	29	73	2.5
1994-95	Connie Swift, TSU	29	85	2.9
1995-96	Hilary Swisher, MOR	25	68	2.7
1996-97	Connie Swift, TSU	27	100	3.7
1997-98	Tessa Fields, UTM	28	97	3.5
1998-99	Heather Bates, MUR	27	84	3.1
1999-00	Teresa McNair, ECU	28	93	3.3
2000-01	Teresa McNair, ECU	28	83	3.0
2001-02	Teresa McNair, ECU	31	99	3.2
2002-03	Teresa McNair, ECU	29	130	4.5
2003-04	Lakisha Clay, TSU	26	62	2.4
2004-05	Quanecia Fletcher, TSU	28	76	2.71
2005-06	Saundra Hale, APSU	28	71	2.54
2006-07	Jheri Booker, TSU	28	70	2.50

Field Goal Percentage

YEAR	PLAYER, SCHOOL	FG	FGA	PCT
1981-82	Jerilynn Harper, TTU	343	601	.571
1982-83	Lydia Sawney, TTU	167	250	.668
1983-84	Tina Cottle, EKU	167	295	.566
1984-85	Kim Webb, MTSU	221	388	.570
1985-86	Cheryl Taylor, TTU	318	519	.613
1986-87	Melinda Clayton, TTU	149	259	.552
1987-88	Renay Adams, TTU	184	280	.657
1988-89	Tawanya Mucker, MTSU	242	418	.579
1989-90	Melinda Clayton, TTU	171	300	.570
1990-91	Renay Adams, TTU	185	258	.717
1991-92	Roschelle Vaughen, TTU	216	359	.602
1992-93	Roschelle Vaughen, TTU	272	421	.646
1993-94	Connie Swift, TSU	154	276	.558
1994-95	Connie Swift, TSU	189	317	.596
1995-96	Jonelda Buck, MTSU	168	272	.618
1996-97	Diana Seng, TTU	257	379	.688
1997-98	Diane Seng, TTU	190	304	.625
1998-99	Jamie Thomatis, MTSU	149	238	.626
1999-00	Diane Seng, TTU	217	375	.579
2000-01	Gerlonda Hardin, APSU	136	218	.624
2001-02	Gerlonda Hardin, APSU	192	315	.610
2002-03	Gerlonda Hardin, APSU	198	212	.635
2003-04	Gerlonda Hardin, APSU	223	367	.608
2004-05	Pam O'Connor, EIU	164	274	.599
2005-06	Ashley Haynes, APSU	184	328	.561
2006-07	Kellea Reeves, APSU	115	197	.584

Free Throw Percentage

YEAR	PLAYER, SCHOOL	FT	FTA	PCT
1981-82	Lisa Goodin, EKU	109	128	.852
1982-83	Lisa Goodin, EKU	147	161	.913
1983-84	Kristal Holmes, APSU	64	76	.842
1984-85	Mary Jo Vodenichar, YSU	84	103	.816
1985-86	Dorothy Taylor, APSU	94	119	.790
1986-87	Cheryl Taylor, TTU	135	168	.804
1987-88	Stephanie Coie, YSU	29	34	.853
1988-89	Sandy Brown, MTSU	56	68	.824
1989-90	Melissa Huffman, MUR	61	65	.938
1990-91	Beth Ousley, MOR	71	84	.845
1991-92	Sherita Joplin, MOR	71	84	.845
1992-93	Jennifer Parker, MUR	116	137	.847
1993-94	Georgia Vaughan, APSU	65	74	.878
1994-95	Heather Prater, MTSU	91	105	.867
1995-96	Heather Prater, MTSU	77	87	.885
1996-97	Becky Crowe, UTM	75	91	.824
1997-98	Chrissy Roberts, EKU	91	102	.892
1998-99	Paula Corder, SEMO	111	118	.941
1999-00	Paula Corder-King, SEMO	69	74	.932
2000-01	Kandi Brown, MOR	75	83	.904
2001-02	Kandi Brown, MOR	74	79	.937
2002-03	Kandi Brown, MOR	104	111	.937
2003-04	Kandi Brown, MOR	104	117	.889
2004-05	Tynisha Alexander, TTU	109	122	.893
2005-06	Laura Shelton, EKU	126	140	.900
2006-07	Nicole Holeman, UTM	69	77	.896

Three-Point Percentage

YEAR	PLAYER, SCHOOL	3FG	3FGA	PCT
1987-88	Kelly Downs, MOR	42	86	.488
1988-89	Christy Scruggs, MTSU	46	125	.368
1989-90	Mitzi Rice, TTU	85	204	.417
1990-91	Angie Cox, EKU	65	147	.442
1991-92	Beth Ousley, MOR	70	77	.395
1992-93	Heather Prater, MTSU	46	90	.511
1993-94	Julie Meier, SEMO	68	147	.463
1994-95	Heather Prater, MTSU	69	135	.511
1995-96	Heather Prater, MTSU	43	105	.410
1996-97	Chrissy Roberts, EKU			.488
1997-98	Chrissy Roberts, EKU	67	146	.459
1998-99	Cortney Neeley, MTSU	29	63	.460
1999-00	Kristy Roherty, SEMO	42	91	.462
2000-01	Andrea Brown, TTU	58	116	.500
2001-02	Kelly Pendleton, UTM	57	139	.410
2002-03	Travece Turner, MOR	52	123	.423
2003-04	Chelsee Insell, SAM	62	141	.440
2004-05	Ashley Cazee, EKU	56	113	.496
2005-06	Laura Shelton, EKU	36	77	.468
2006-07	Nicole Holeman, UTM	31	122	.410

Blocked Shots

YEAR	PLAYER, SCHOOL	G	BLK	AVG
1981-82	Holly Hoover, MTSU	25	57	2.3
1982-83	Holly Hoover, MTSU	31	75	2.4
1983-84	Holly Hoover, MTSU	25	37	1.5
1984-85	Kay Willbanks, MTSU	30	77	2.7
1985-86	Kay Willbanks, MTSU	29	64	2.2
1986-87	Melinda Clayton, TTU	31	51	1.6
1987-88	Jeannie Pollmann, MUR	25	47	1.9
1988-89	Tina Gillery, TSU	27	54	2.0
1989-90	Tina Gillery, TSU	25	45	1.8
1990-91	Renay Adams, TTU	30	40	1.3
1991-92	Kim Stout, TTU	30	47	1.6
1992-93	Mechelle Shelton, MUR	25	58	2.3
1993-94	Taryn Slattery, TTU	29	55	1.9
1994-95	Crystal Marshall, TSU	29	38	1.3
1995-96	Aman Behrenbrinker, APSU	25	33	1.3
1996-97	Diana Seng, TTU	29	40	1.4
1997-98	Jamie Koester, SEMO	27	35	1.3
1998-99	Chastity Bohannan, UTM	31	37	1.2
1999-00	Allison Iverson, SEMO	27	39	1.4
2000-01	Gerlonda Hardin, APSU	31	56	1.8
2001-02	Tasha Gales, MOR	29	57	2.0
2002-03	Gerlonda Hardin, APSU	31	57	1.8
2003-04	Shelly Johnson, MOR	28	67	2.39
2004-05	Shelly Johnson, MOR	25	75	3.0
2005-06	Rachel Galligan, EIU	29	61	2.10
2006-07	Rachel Galligan, EIU	29	46	1.59

2008 OVC WOMEN'S BASKETBALL TOURNAMENT



OVC Tournament Champions

1978-79	Morehead State*	1994-95	Tennessee Tech
1981-82	Tennessee Tech	1995-96	Austin Peay
1982-83	Middle Tennessee	1996-97	Eastern Kentucky
1983-84	Middle Tennessee	1997-98	Middle Tennessee
1984-85	Middle Tennessee	1998-99	Tennessee Tech
1985-86	Middle Tennessee	1999-00	Tennessee Tech
1986-87	Tennessee Tech	2000-01	Austin Peay
1987-88	Middle Tennessee	2001-02	Austin Peay
1988-89	Tennessee Tech	2002-03	Austin Peay
1989-90	Tennessee Tech	2003-04	Austin Peay
1990-91	Tennessee Tech	2004-05	Eastern Kentucky
1991-92	Tennessee Tech	2005-06	Southeast Missouri
1992-93	Tennessee Tech	2006-07	Southeast Missouri
1993-94	Tennessee State		

* An OVC women's basketball tournament in the 1978-79 season was held to determine the OVC champion, though the tournament was not a postseason tournament. Instead, it was held Feb. 8-10, while the season ran until March 9.

Team Records in OVC Tournament

Austin Peay (1962-present)	18-11
Eastern Illinois (1996-present)	0-6
Eastern Kentucky (1948-present)	13-17
Jacksonville State (2003-present)	1-3
Middle Tennessee (1952-00)	22-13
Morehead State (1948-present)	8-16
Murray State (1948-present)	7-15
Samford (2003-present)	2-3
Southeast Missouri (1991-present)	12-12
Tennessee-Martin (1992-present)	6-10
Tennessee State (1986-present)	5-8
Tennessee Tech (1949-present)	41-17
Western Kentucky (1948-82)	2-2
Youngstown State (1980-88)	0-4

Present OVC Members in Bold

For the 14th time in 15 years, the Ohio Valley Conference invades downtown Nashville to crown its men's basketball champion.

The OVC Basketball Tournament is the league's showcase event, and the 2008 edition of "Music City Madness" will include a variety of exciting action both on and off the court.

The site of the tournament this year is Municipal Auditorium in downtown Nashville, marking the fifth time it has taken place in the venue. The event, which has primarily held at the Sommet Center (formerly the Gaylord Entertainment Center), returns to Municipal for the first time since the 2004 season. The event was also held there in 1989, 1994 and 1995.

Municipal has been a staple in the Nashville entertainment and sports scene for over four decades. The building seats 9,654 for basketball, which makes a great atmosphere for a sold-out championship game.

Eight teams will make up the field for the 2008 OVC Tournament, with first-round games set for Tuesday, March 4 at the on-campus sites of the top four seeds. The winners of those games will come to Nashville for the semifinals on Friday, March 7. The OVC championship game is set for Saturday, March 8, with the winner earning the Conference's automatic bid to the NCAA Tournament.

Last season top-seeded Southeast Missouri scored with 6.5 seconds left to defeat No. 2 Murray State, 62-60, for its second straight OVC Tournament title.

All-Time Tournament Championship Breakdown

Tennessee Tech	9
Middle Tennessee	6
Austin Peay	5
Tennessee State	2
Eastern Kentucky	2
Southeast Missouri	2
Morehead State	1

TUESDAY, MARCH 4 <i>(@Campus Site of Higher Seed)</i>	FRIDAY, MARCH 7 <i>(@Municipal Auditorium)</i>	SATURDAY, MARCH 8 <i>(@Municipal Auditorium)</i>
#1 Seed		
GAME 1 TBA		
#8 Seed		
#4 Seed	GAME 5* 12:00 p.m. (CT)	
GAME 2 TBA		
#5 Seed		
#2 Seed		GAME 7 TBA
GAME 3 TBA		
#7 Seed	GAME 6 2:00 p.m. (CT)	
#3 Seed		
GAME 4 TBA		
#6 Seed		



NCAA AUTOMATIC QUALIFIER

OVC Tournament Tiebreaker System

Regular season standings will be the determining factor in setting first-round pairings for the tournament. All ties will be broken starting at the top of the conference standings and working down. The tiebreaking system will utilize the following factors, in order, until all ties are broken.

TWO-WAY TIES

1. Records in head-to-head competition are compared, with the higher seed going to the team that has won the most games against the other.
2. In the event step 1 does not resolve the tie (i.e. if the two teams split their games during the season), then the records of the tying teams against the No. 1 seed shall be compared. The team with the better record against the No. 1 seed shall gain the higher seed.
3. If the potential No. 1 seed is among tied teams, the process in step 2 will begin at the highest point in the standings which does not involve a tied team.
4. The process continues, through the No. 11 seed, if necessary.
5. In the event the tie cannot be broken, seeds will be determined by a coin flip.

MULTIPLE TIES

1. Composite records between the tying teams will be evaluated to determine if one team has won more games against the other tying institutions.
2. In the event step 1 does not solve the multiple ties, or reduce the multiple ties to one tie, then a comparison of records of the tying institutions against the No. 1 seed will occur. The team among the tying institutions with the better record against the No. 1 seed will receive the higher seed.
3. If the potential No. 1 seed is among tied teams, the process in step 2 will begin at the highest point in the standings which does not involve a tied team.
4. The process continues, through the No. 11 seed, if necessary.
5. In the event this process does not resolve the ties, seeding will be determined by a coin flip.

Note: If a multiple tie is reduced to a tie between two teams, the two-team tiebreaker formula will then be utilized. Ties involving teams higher in the standings are always broken before ties involving teams lower in the standings.

WOMEN'S BASKETBALL TOURNAMENT ALL-TIME RESULTS

1982 • COOKEVILLE, TENNESSEE
EBLEN CENTER

First Round
Austin Peay 72, Western Kentucky 69
Morehead State 80, Youngstown State 68

Semifinals
Morehead State 66, Middle Tennessee 62
Tennessee Tech 74, Austin Peay 64

Championship
Tennessee Tech 80, Morehead State 66

1983 • COOKEVILLE, TENNESSEE
EBLEN CENTER

First Round
#2 Tennessee Tech 103, #7 Youngstown St. 78
#5 Murray State 58, #4 Eastern Kentucky 56
#3 Morehead State 71, #6 Austin Peay 52

Semifinals
#1 Middle Tennessee 84, Murray State 73
Morehead State 60, Tennessee Tech 49

Championship
Middle Tennessee 74, Morehead State 61

1984 • MURFREESBORO, TENNESSEE
MURPHY CENTER

Semifinals
#1 Middle Tennessee 65, #4 Morehead St. 47
#2 Tennessee Tech 70, #4 Eastern Kentucky 64

Championship
Middle Tennessee 71, Tennessee Tech 61

1985 • MURFREESBORO, TENNESSEE
MURPHY CENTER

Semifinals
#1 Middle Tennessee 82, #4 Austin Peay 77
#2 Tennessee Tech 72, #4 Eastern Kentucky 65

Championship
Middle Tennessee 67, Tennessee Tech 61

1986 • MURFREESBORO, TENNESSEE
MURPHY CENTER

Semifinals
#2 Tennessee Tech 89, #3 Youngstown St. 54
#1 Middle Tennessee 85, #4 Morehead St. 72

Championship
Middle Tennessee 66, Tennessee Tech 63

1987 • MURFREESBORO, TENNESSEE
MURPHY CENTER

Semifinals
#1 Middle Tennessee 72, #4 Murray State 64
#2 Tennessee Tech 70, #3 Morehead State 64

Championship
Tennessee Tech 71, Middle Tennessee 67

1988 • MURFREESBORO, TENNESSEE
MURPHY CENTER

Semifinals
#2 Tennessee Tech 77, #4 Youngstown St. 74 (OT)
#1 Middle Tennessee 83, #3 Morehead St. 56

Championship
Middle Tennessee 79, Tennessee Tech 62

1989 • MURFREESBORO, TENNESSEE
MURPHY CENTER

Semifinals
#4 Murray State 73, #1 Middle Tennessee 66
#2 Tennessee Tech 86, #3 Morehead State 63

Championship
Tennessee Tech 80, Murray State 79

1990 • COOKEVILLE, TENNESSEE
EBLEN CENTER

Semifinals
#2 Murray State 82, #3 Middle Tennessee 74
#1 Tennessee Tech 86, #3 Tennessee State 60

Championship
Tennessee Tech 79, Murray State 72

1991 • COOKEVILLE, TENNESSEE
EBLEN CENTER

Semifinals
#2 Middle Tennessee 93, #3 Eastern Kentucky 84
#1 Tennessee Tech 81, #4 Tennessee State 67

Championship
Tennessee Tech 84, Middle Tennessee 59

1992 • COOKEVILLE, TENNESSEE
EBLEN CENTER

Semifinals
#2 Eastern Kentucky 72, #3 Middle Tennessee 67
#1 Tennessee Tech 87, #4 Southeast Missouri 74

Championship
Tennessee Tech 81, Eastern Kentucky 74

1993 • COOKEVILLE, TENNESSEE
EBLEN CENTER

Semifinals
#2 Middle Tennessee 87, #3 Eastern Kentucky 74
#1 Tennessee Tech 85, #4 Tennessee State 80

Championship
Tennessee Tech 80, Middle Tennessee 73

1994 • NASHVILLE, TENNESSEE
MUNICIPAL AUDITORIUM

First Round
#4 Middle Tennessee 71, #5 SE Missouri 70
#2 Tennessee Tech 63, #7 Morehead State 62
#6 Austin Peay 64, #3 Eastern Kentucky 53

Semifinals
#1 Tennessee State 88, Middle Tennessee 66
Tennessee Tech 86, Austin Peay 63

Championship
Tennessee State 71, Tennessee Tech 63

1995 • NASHVILLE, TENNESSEE
MUNICIPAL AUDITORIUM

First Round
#4 Middle Tennessee 73, #5 Austin Peay 56
#2 Tennessee Tech 82, #7 Southeast Missouri 59
#3 Eastern Kentucky 80, #6 UT Martin 76

Semifinals
#1 Tennessee State 83, Middle Tennessee 71
Tennessee Tech 63, Eastern Kentucky 59

Championship
Tennessee State 66, Tennessee Tech 63

1996 • NASHVILLE, TENNESSEE
MUNICIPAL AUDITORIUM

First Round
#4 Eastern Kentucky 68, #5 Tennessee Tech 56
#2 Middle Tennessee 99, #7 Morehead State 73
#6 Murray State 73, #3 Southeast Missouri 56

Semifinals
#1 Austin Peay 70, Eastern Kentucky 56
Middle Tennessee 70, Murray State 56

Championship
Austin Peay 69, Middle Tennessee 60

1997 • NASHVILLE, TENNESSEE
NASHVILLE ARENA

First Round
#1 Eastern Kentucky 69, #8 Tennessee State 60
#2 Tennessee Tech 72, #7 Murray State 61
#4 Morehead State 72, #5 Eastern Illinois 67
#6 Middle Tennessee 60, #3 Austin Peay 59

Semifinals
Eastern Kentucky 67, Morehead State 47
Tennessee Tech 59, Middle Tennessee 56

Championship
Eastern Kentucky 69, Tennessee Tech 65

1998 • NASHVILLE, TENNESSEE
NASHVILLE ARENA

First Round
#1 Eastern Ky. 92, #8 Southeast Missouri 75
#2 Tennessee Tech 80, #7 Austin Peay 60
#3 UT Martin 80, #6 Tennessee State 75
#4 Middle Tennessee 73, #5 Eastern Illinois 60

Semifinals
Middle Tennessee 72, Eastern Kentucky 62
Tennessee-Martin 69, Tennessee Tech 53

Championship
Middle Tennessee 59, UTMartin 58

1999 • NASHVILLE, TENNESSEE
NASHVILLE ARENA

First Round
#1 Tennessee Tech 74, #8 Austin Peay 60
#7 Tennessee State 82, #2 Middle Tennessee 79
#3 UT Martin 102, #6 Eastern Kentucky 87
#4 Southeast Missouri 66, #5 Murray State 60

Semifinals
Tennessee Tech 73, Southeast Missouri 62
UT Martin 69, Tennessee State 67

Championship
Tennessee Tech 86, UT Martin 83

**2000 • NASHVILLE, TENNESSEE
GAYLORD ENTERTAINMENT CENTER**

First Round

- #1 Tennessee Tech 68, #8 Eastern Illinois 48
- #2 Middle Tennessee 76, #7 SE Missouri 57
- #6 Austin Peay 90, #3 UT Martin 60
- #4 Murray State 67, #5 Eastern Kentucky 61

Semifinals

- Tennessee Tech 67, Murray State 45
- Austin Peay 67, Middle Tennessee 58

Championship

- Tennessee Tech 89, Austin Peay 80

**2001 • NASHVILLE, TENNESSEE
GAYLORD ENTERTAINMENT CENTER**

First Round

- #1 Tennessee Tech 98, #8 Tennessee State 81
- #3 Austin Peay 77, #6 Murray State 61
- #7 Morehead State 92, #2 Eastern Kentucky 89
- #5 UT Martin 68, #4 Southeast Missouri 63

Semifinals

- Tennessee Tech 100, UT Martin 30
- Austin Peay 71, Morehead State 63

Championship

- Austin Peay 65, Tennessee Tech 63

**2002 • LOUISVILLE, KENTUCKY
KENTUCKY INTL. CONVENTION CENTER**

First Round

- #1 Eastern Kentucky 76, #8 Murray State 59
- #2 Tennessee Tech 67, #7 Eastern Illinois 33
- #3 Morehead State 90, #6 UT Martin 66
- #4 Austin Peay 76, #5 Southeast Missouri 67

Semifinals

- Austin Peay 78, Eastern Kentucky 77 (ot)
- Tennessee Tech 87, Morehead State 78

Championship

- Austin Peay 85, Tennessee Tech 83

**2003 • NASHVILLE, TENNESSEE
GAYLORD ENTERTAINMENT CENTER**

First Round

- #1 Austin Peay 75, #8 Murray State 54
- #4 UT Martin 80, #5 Morehead State 75
- #2 Southeast Missouri 79, #7 Eastern Illinois 76
- #6 Tennessee Tech 67, #3 Eastern Kentucky 65

Semifinals

- Austin Peay 73, UT Martin 58
- Southeast Missouri 78, Tennessee Tech 65

Championship

- Austin Peay 85, Southeast Missouri 61

**2004 • NASHVILLE, TENNESSEE
MUNICIPAL AUDITORIUM**

First Round

- #1 Austin Peay 73, #8 Morehead State 61
- #2 Tennessee Tech 76, #7 UT Martin 60
- #4 Southeast Missouri 76, #5 Murray State 51
- #6 Eastern Kentucky 65, #3 Jacksonville St. 63

Semifinals

- Austin Peay 72, Southeast Missouri 55
- Eastern Kentucky 85, Tennessee Tech 74

Championship

- Austin Peay 65, Eastern Kentucky 51

**2005 • NASHVILLE, TENNESSEE
GAYLORD ENTERTAINMENT CENTER**

First Round

- #1 Eastern Kentucky 94, #8 Murray State 69
- #2 Southeast Missouri 47, #7 Samford 45
- #3 Tennessee Tech 70, #6 UT Martin 51
- #4 Jacksonville State 65, #5 Tennessee State 64

Semifinals

- Eastern Kentucky 62, Jacksonville State 60
- Southeast Missouri 71, Tennessee Tech 68

Championship

- Eastern Kentucky 84, Southeast Missouri 73 (2OT)

**2006 • NASHVILLE, TENNESSEE
GAYLORD ENTERTAINMENT CENTER**

First Round

- #1 Tennessee Tech 83, #8 Eastern Illinois 69
- #5 Morehead State 80, #4 Austin Peay 78 (OT)
- #2 Southeast Missouri 80, #7 Murray State 49
- #3 Samford 58, #6 Jacksonville State 56

Semifinals

- Tennessee Tech 80, Morehead State 66
- Southeast Missouri 59, Samford 52

Championship

- Southeast Missouri 71, Tennessee Tech 50

**2007 • NASHVILLE, TENNESSEE
GAYLORD ENTERTAINMENT CENTER**

First Round

- #1 Southeast Missouri 58, #8 Austin Peay 54
- #2 Murray State 68, #7 Eastern Kentucky 66
- #6 Tennessee-Martin 61, #3 Morehead State 57
- #4 Samford 63, #5 Tennessee Tech 60

Semifinals

- Southeast Missouri 57, Samford 51
- Murray State 66, Tennessee-Martin 65 (OT)

Championship

- Southeast Missouri 62, Murray State 60



Southeast Missouri celebrated winning the 2007 O'Reilly OVC Tournament Championship. The Redhawks earned their second straight tourney title by defeating Murray State, 62-60.

WOMEN'S BASKETBALL ALL-TIME ALL-TOURNAMENT TEAMS

- | | | |
|---|---|---|
| <p>1979
Shari Price, Western Kentucky (MVP)
Pam Chambers, Tennessee Tech
Peggy Gay, Eastern Kentucky
Jane Lockin, Western Kentucky
Sharon McClannahan, Middle Tennessee
Irene Moore, Morehead State
Jackie Mounts, Murray State
Donna Stephens, Morehead State
Michelle Stowers, Morehead State</p> <p>1982
Anita Myers, Tennessee Tech (MVP)
Priscilla Blackford, Morehead State
Jerilynn Harper, Tennessee Tech
Gayle Kinzer, Austin Peay
Donna Stephens, Morehead State</p> <p>1983
Holly Hoover, Middle Tennessee (MVP)
Priscilla Blackford, Morehead State
Eva Lemeh, Middle Tennessee
Jennifer McFall, Middle Tennessee
Chris Moye, Tennessee State</p> <p>1984
Jennifer McFall, Middle Tennessee (MVP)
Tammy Burton, Tennessee Tech
Lisa Goodin, Eastern Kentucky
Cheryl Taylor, Tennessee Tech
Kim Webb, Middle Tennessee</p> <p>1985
Kim Webb, Middle Tennessee (MVP)
Jennifer McFall, Middle Tennessee
Chris Moye, Tennessee Tech
Cheryl Taylor, Tennessee Tech
Kay Wilbanks, Middle Tennessee</p> <p>1986
Kim Webb, Middle Tennessee (MVP)
Chris Moye, Tennessee Tech
Tawanya Mucker, Middle Tennessee
Cheryl Taylor, Tennessee Tech
Kay Wilbanks, Middle Tennessee</p> <p>1987
Cheryl Taylor, Tennessee Tech (MVP)
Melinda Clayton, Tennessee Tech
Geraldynn Feth, Murray State
Janet Ross, Middle Tennessee
Kim Webb, Middle Tennessee</p> <p>1988
Melinda Clayton, Tenn. Tech (MVP)
Dorothy Bowers, Youngstown State
Sandy Brown, Middle Tennessee
Tawanya Mucker, Middle Tennessee
Cecilia Ramsey, Tennessee Tech</p> <p>1989
Angela Moorehead, Tennessee Tech (MVP)
Melinda Clayton, Tennessee Tech
Tawanya Mucker, Middle Tennessee
Cecilia Ramsey, Tennessee Tech
Sheila Smith, Murray State</p> | <p>1990
Angela Moorehead, Tenn. Tech (MVP)
Stephanie Capley, Middle Tennessee
Melinda Clayton, Tennessee Tech
Karen Johnson, Murray State
Cecilia Ramsey, Tennessee Tech
Michelle Wenning, Murray State</p> <p>1991
Angela Moorehead, Tennessee Tech (MVP)
Renay Adams, Tennessee Tech
Stephanie Capley, Middle Tennessee
Mitzi Rice, Tennessee Tech
Priscilla Robinson, Middle Tennessee</p> <p>1992
Jaree Goodin, Eastern Kentucky (MVP)
Sherry Batten, Tennessee Tech
Dana Bilyeu, Tennessee Tech
Segena Mackeroy, Eastern Kentucky
Sherry Tucker, Middle Tennessee
Roschelle Vaughn, Tennessee Tech</p> <p>1993
Roschelle Vaughn, Tennessee Tech (MVP)
Dana Bilyeu, Tennessee Tech
Jaree Goodin, Eastern Kentucky
Michelle Jackson, Middle Tennessee
Priscilla Robinson, Middle Tennessee
Connie Swift, Tennessee State</p> <p>1994
Connie Swift, Tennessee State (MVP)
Carolyn Aldridge, Tennessee State
Taunya Lovelace, Tennessee Tech
Terrance Oglesby, Tennessee Tech
Colleen Polzin, Austin Peay
Priscilla Robinson, Middle Tennessee</p> <p>1995
Connie Swift, Tennessee State (MVP)
Carolyn Aldridge, Tennessee State
Maisha Blanton, Eastern Kentucky
Taunya Lovelace, Tennessee State
Elizabeth Maxwell, Tennessee Tech
Sherry Tucker, Middle Tennessee</p> <p>1996
Simone Caldwell, Austin Peay (MVP)
Jonelda Buck, Middle Tennessee
Sonja Cox, Austin Peay
Carlita Elder, Middle Tennessee
Stephanie Minor, Murray State
Sonia White, Austin Peay</p> <p>1997
Laphelia Doss, Eastern Kentucky (MVP)
Amber Clark, Tennessee Tech
Amy Kieckbusch, Morehead State
Chrissy Roberts, Eastern Kentucky
Diane Seng, Tennessee Tech</p> <p>1998
Bama Burrell, Middle Tennessee (MVP)
Carlita Elder, Middle Tennessee
Tessa Fields, Tennessee-Martin
Nichole Lockridge, Tennessee-Martin
Chrissy Roberts, Eastern Kentucky
Diane Seng, Tennessee Tech</p> | <p>1999
Diane Seng, Tennessee Tech (MVP)
Amber Clark, Tennessee Tech
Tessa Fields, Tennessee-Martin
Zabrina Harris, Tennessee-Martin
Janet Holt, Tennessee Tech
Schronda Moore, Tennessee State</p> <p>2000
Diane Seng, Tennessee Tech (MVP)
Brooke Armistead, Austin Peay
Allison Clark, Tennessee Tech
Kelly Chavez, Austin Peay
Janet Holt, Tennessee Tech
Paige Smith, Austin Peay</p> <p>2001
Brooke Armistead, Austin Peay (MVP)
Misty Garrett, Tennessee Tech
Gerlonda Hardin, Austin Peay
Janet Holt, Tennessee Tech
Paige Smith, Austin Peay
Travece Turner, Morehead State</p> <p>2002
Gerlonda Hardin, Austin Peay (MVP)
Brooke Armistead, Austin Peay
Casey Bradford, Tennessee Tech
Janet Holt, Tennessee Tech
Katie Kelly, Eastern Kentucky</p> <p>2003
Brooke Armistead, Austin Peay (MVP)
Lori Chase, Southeast Missouri
Emily Christian, Tennessee Tech
Gerlonda Hardin, Austin Peay
Paige Smith, Austin Peay
Kenja White, Southeast Missouri</p> <p>2004
Gerlonda Hardin, Austin Peay (MVP)
Kera Bergeron, Austin Peay
Emily Christian, Tennessee Tech
Jessica Grayson, Austin Peay
Katie Kelly, Eastern Kentucky</p> <p>2005
Miranda Eckerle, Eastern Kentucky (MVP)
Emily Christian, Tennessee Tech
Natalie Purcell, Southeast Missouri
Ashley Cazee, Eastern Kentucky
Tatiana Conceicao, Southeast Missouri</p> <p>2006
Tatiana Conceicao, Southeast Missouri (MVP)
Emily Christian, Tennessee Tech
Alex Munday, Samford
Megen Gearhart, Morehead State
Lachelle Lyles, Southeast Missouri</p> <p>2007
Sonya Daugherty, Southeast Missouri (MVP)
Amber Guffey, Murray State
Ashley N. Hayes, Murray State
Lachelle Lyles, Southeast Missouri
Alex Munday, Samford</p> |
|---|---|---|

WOMEN'S BASKETBALL TOURNAMENT RECORDS

Single Game - Team

Most Points

103 - Tennessee Tech, vs. Youngtown State (1983)

Most Field Goals Made

43 - Tennessee Tech, vs. Youngtown State (1983)

Most Field Goal Attempts

80 - Morehead State, vs. Youngtown State (1986)

80 - Middle Tennessee, vs. Morehead State (1986)

Best Field Goal Percentage

.652-(43-of-66) Tenn. Tech, vs. Youngtown St. (1986)

Fewest Field Goals Made

14 - Morehead State, vs. Middle Tennessee (1984)

14 - Morehead State, vs. Eastern Kentucky (1997)

Most Free Throws Made

32 - Southeast Missouri, vs. Eastern Illinois (2003)

Most Free Throw Attempts

45 - Southeast Missouri, vs. Eastern Illinois (2003)

Best Free Throw Percentage

1.000 (16-of-16) - Tenn. Tech, vs. UT Martin (2001)

Fewest Free Throws Made

1 - Eastern Illinois, vs. Tennessee Tech (2002)

Fewest Free Throw Attempts

2 - Morehead State, vs. Tennessee Tech (1982)

Most 3-point Field Goals Made

19 - Tennessee Tech, vs. Tennessee-Martin (2001)

Most 3-Point Field Goal Attempts

27 - Tennessee Tech, vs. Tennessee Martin (2001)

Best 3-Point Field Goal Percentage (Min. 10 Attempts)

.704 (19-of-27) -Tennessee Tech, vs. UT Martin (2001)

Most Personal Fouls

32 - Eastern Kentucky, vs. Tennessee Martin (1999)

Fewest Personal Fouls

6- Tennessee Tech, vs. Eastern Illinois (2002)

Most Rebounds

62 - Morehead State, vs. Youngtown State (1982)

Most Turnovers

33 - Tennessee Tech, vs. Eastern Kentucky (2003)

Most Assists

30 - Tennessee Tech, vs. Youngtown State (1983)

30 - Morehead State, vs. Tennessee Martin (2002)

Single Game - Two Teams

Most Points

189-UT Martin (102) vs. Eastern Kentucky (87) (1999)

Fewest Points

108 - Southeast Missouri (57) vs. Samford (51) (2007)

Largest Margin of Victory

35-Tenn. Tech (89) vs. Youngtown St. (54) (1986)

Most Field Goals Made

75-Tenn. Tech (43) vs. Youngtown St. (32) (1983)

Most Field Goal Attempts

154-Middle Tennessee (80) vs. Morehead St. (74)

Fewest Field Goals Made

33-Eastern Ky. (19) vs. Morehead State (14) (1997)

Most Free Throws Made

55 - SE Missouri (32) vs. Eastern Illinois (23) (2003)

Fewest Free Throws Made

11 - Tennessee Tech (7) vs. Eastern Illinois (4) (2000)

Most Personal Fouls

55-Eastern Illinois (31) vs. SE Missouri (24) (2003)

Fewest Personal Fouls

19-Tennessee Tech (7) vs. Eastern Ill. (12) (2000)

Single Game - Individual

Most Points

40 - Janet Holt, Tenn. Tech, vs. Austin Peay (2002)

Most Field Goals Made

15 - Angela Moorehead, Tenn. Tech, vs. Murray State (1990) and Middle Tennessee (1991)

15 - Diana Seng, Tenn. Tech, vs. Eastern Ky. (1997)

15 - Janet Holt, Tenn. Tech, vs. Austin Peay (2002)

Most Field Goal Attempts

31-Angela Moorehead, Tenn. Tech, vs. Murray St. (1990)

Best Field Goal Percentage (Min. 10 Made)

1.000 (12-of -12) Chastity Bohannon, UT Martin, vs. Tenn. St. (1998)

Most Free Throws Made

14 - Tessa Fields, UT Martin, vs. Tenn. State (1998)

Most Consecutive Free Throws Made

14 - Tessa Fields, UT Martin, vs. Tenn. State (1998)

Most Free Throw Attempts

18 - Carina Souza, SE Missouri, vs. Eastern Ill. (2003)

Best Free Throw Percentage (Min. 10 Made)

1.000-(14 -of -14)-Tessa Fields, UT Martin, vs. Tenn. St. (1998)

Most 3-Point Field Goals Made

8 - Dana Bilyeu, Tenn. Tech, vs. SE Missouri (1992)

Most Rebounds

23-Priscilla Blackford, Morehead St., vs. Youngtown St. (1982)

Most Steals

9 - Teresa McNair, Eastern Ky., vs. Tenn. Tech (2003)

Most Blocked Shots

9 - Renay Adams, Tenn. Tech, vs. Tennessee St. (1991)

Tournament - Individual

Most Points

(3 games): 92 - Janet Holt, Tennessee Tech (2001)

(2 games): 60 - Jaree Goodin, Eastern Ky. (1992)

Most Field Goals Made

(3 games): 33 - Janet Holt, Tennessee Tech (2001)

Most Field Goal Attempts

(3 games): 58 - Janet Holt, Tennessee Tech (2001)

(2 games): 59-Angela Moorehead, Tenn. Tech (1990)

Most Free Throws Made

(3 games): 24 - Tessa Fields, UT Martin (1998); Janet Holt, Tennessee Tech (2001)

(2 games): 17 - Shelia Smith, Murray State (1989)

Most Free Throw Attempts

(3 games): 27 - Tessa Fields, UT Martin (1998)

(2 games): 24 - Connie Swift, Tennessee St. (1994)

Most 3-point Field Goals Made

(3 games) 13 - Paige Smith, Austin Peay (2003)

(2 games): 9 - Sandy Brown, Middle Tenn. (1988); Dana Bilyeu, Tennessee Tech (1992)

Most Rebounds

(3 games) 50 - Lachelle Lyles, SE Missouri (2007)

(2 games) 32 - Melinda Clayton, Tenn. Tech (1988)

All-time Scoring Leader

252 - Brooke Armistead, Austin Peay (2000-03)

Tournament - Team

Most Points

261- Tennessee Tech (2001)

Most Field Goals

94- Morehead State (1982)

Most Field Goal Attempts

205 - Morehead State (1982)

Fewest Field Goals Made

70 - Southeast Missouri (2006)

Fewest Free Throws Made

24 - Murray State (1993)

Fewest Free Throw Attempts

38 - Morehead State (1982)

Most Personal Fouls

63 - Middle Tennessee (1996)

Fewest Personal Fouls

41 - Southeast Missouri (2006)

Most Rebounds

136 - Tennessee Tech (1994)

WOMEN'S BASKETBALL POSTSEASON HISTORY

Austin Peay (0-5 NCAA, 0-0 WNIT)

- 1996 - NCAA #3 Clemson 79, #14 Austin Peay 52
 2001 - NCAA #1 Tennessee 80, #16 Austin Peay
 2002 - NCAA #2 Purdue 80, #15 Austin Peay 38
 2003 - NCAA #3 North Carolina 72, #14 Austin Peay 70
 2004 - NCAA #4 LSU 83, #13 Austin Peay 66

Eastern Kentucky (0-2 NCAA, 1-1 WNIT)

- 1997 - NCAA #2 Georgia #15 Eastern Kentucky 55
 2001 - WNIT Eastern Kentucky 72, SMS 65 (OT)
 Alabama 99, Eastern Kentucky 77
 2005 - NCAA #4 Arizona 87, #12 Eastern Kentucky

Murray State (0-0 NCAA, 1-3 WNIT)

- 1989 - WNIT Murray State 84, Richmond 73
 San Diego State 97, Murray State 81
 Toledo 107, Murray State 104
 2007 - WNIT Arkansas State 59, Murray State 52

Southeast Missouri (0-2 NCAA, 0-0 WNIT)

- 2006 - NCAA #3 Stanford 72, #14 Southeast Missouri 45
 2007 - NCAA #3 Oklahoma 74, #14 Southeast Missouri 60

Tennessee-Martin (0-0 NCAA, 1-1 WNIT)

- 1999 - WNIT Tennessee-Martin 77, Mississippi 66
 Memphis 87, Tennessee-Martin 73

Tennessee State (0-2 NCAA, 0-0 WNIT)

- 1994 - NCAA #4 Southern Mississippi 86, #13 Tennessee State 72
 1995 - NCAA #5 Oregon State 88, #12 Tennessee State 75 (OT)

Tennessee Tech (3-10 NCAA, 2-3 WNIT)

- 1982 - NCAA #1 Louisiana Tech 114, #8 Tennessee Tech 53
 1985 - NCAA #2 Georgia 91, #7 Tennessee Tech 74
 1986 - WNIT Northwestern Louisiana 77, Tennessee Tech 70
 West Texas 78, Tennessee Tech 65
 Tennessee Tech 79, Fresno State 76
 1987 - NCAA #7 Tennessee Tech 78, #10 Southern Mississippi 56
 #2 Tennessee 95, #7 Tennessee Tech 59
 1989 - NCAA #11 Tennessee Tech 77, #6 South Carolina 73
 #3 Iowa 77, #11 Tennessee Tech 75
 1990 - NCAA #7 Tennessee Tech 77, #10 Richmond 10
 #2 Auburn 73, #10 Tennessee Tech 64
 1991 - NCAA #9 Southwest Missouri 94, #8 Tennessee Tech 64
 1992 - NCAA #5 Alabama 100, #12 Tennessee Tech 87
 1993 - NCAA #10 Old Dominion 77, #7 Tennessee Tech 60
 1999 - NCAA #2 Old Dominion 74, #15 Tennessee Tech 48
 2000 - NCAA #3 Texas Tech 83, #14 Tennessee Tech 54
 2006 - WNIT Tennessee Tech 56, Belmont 55
 Western Kentucky 83, Tennessee Tech 66

Former OVC Members

Middle Tennessee (2-7 NCAA, 0-1 WNIT)

- 1983 - NCAA Middle Tennessee 64, Jackson State 61
 #1 Louisiana Tech 91, #8 Middle Tennessee 59
 1984 - NCAA #3 Tennessee 70, #6 Middle Tennessee 59
 1985 - NCAA #4 Western Kentucky 90, #5 Middle Tennessee 83
 1986 - NCAA #10 Middle Tennessee 78, #7 South Carolina 70
 #2 Louisiana State 78, #10 Middle Tennessee 65
 1988 - NCAA #7 Kansas 81, #10 Middle Tennessee 75
 1996 - NCAA #4 Kansas 72, #13 Middle Tennessee 57
 1998 - NCAA #2 Duke 92, #15 Middle Tennessee 67
 1999 - WNIT Memphis 71, Middle Tennessee 61


Year-by-Year Breakdown

NCAA Tournament

- 1982 **First Round (Midwest Regional)**
 #1 Louisiana Tech (eventual NCAA Champion) 114, #8 Tennessee Tech 53
- 1983 **Opening Round (Midwest Regional, Jackson, Miss.)**
 Middle Tennessee 64, Jackson State 61
First Round (Midwest Regional, Ruston, La.)
 #1 Louisiana Tech (eventual NCAA Runner-up) 91, #8 Middle Tennessee 59
- 1984 **First Round (Midwest Regional, Knoxville, Tenn.)**
 #3 Tennessee (eventual NCAA Runner-up) 70, #6 Middle Tennessee 52
- 1985 **First Round (West Regional, Athens, Ga.)**
 #2 Georgia (NCAA Finalist) 91, #7 Tennessee Tech 75
First Round (Midwest Regional, Bowling Green, Ky.)
 #4 Western Kentucky 90, #5 Middle Tennessee 83
- 1986 **First Round (Midwest Regional)**
 #10 Middle Tennessee 78, #7 South Carolina 77 (OT)
Second Round (Midwest Regional)
 #2 Louisiana State 78, #10 Middle Tennessee 65
- 1987 **First Round (Midwest Regional, Cookeville, Tenn.)**
 #7 Tennessee Tech 78, #10 Southern Mississippi 56
Second Round (Midwest Regional, Knoxville, Tenn.)
 #2 Tennessee (eventual NCAA Champion) 95, #10 Tennessee Tech 59
- 1988 **First Round (Midwest Regional, Lawrence, Kan.)**
 #7 Kansas 81, #10 Middle Tennessee 75
- 1989 **First Round (Midwest Regional)**
 #11 Tennessee Tech 77, #6 South Carolina 73
Second Round (Midwest Regional)
 #3 Iowa 77, #11 Tennessee Tech 75
- 1990 **First Round (Midwest Regional, Cookeville, Tenn.)**
 #7 Tennessee Tech 77, #10 Richmond 59
Second Round (Midwest Regional)
 #2 Auburn 73, #10 Tennessee Tech 54
- 1991 **First Round (Midwest Regional, Springfield, Mo.)**
 #8 Southwest Missouri 94, #9 Tennessee Tech 64
- 1992 **First Round (Midwest Regional, Tuscaloosa, Ala.)**
 #5 Alabama 100, #12 Tennessee Tech 60
- 1993 **First Round (Midwest Regional, Norfolk, Va.)**
 #7 Old Dominion 77, #10 Tennessee Tech 60
- 1994 **First Round (East Regional, Hattiesburg, Miss.)**
 #4 Southern Mississippi 86, #13 Tennessee State 72
- 1995 **First Round (Midwest Regional, Bowling Green, Ky.)**
 #5 Oregon State 88, #12 Tennessee State 75 (OT)
- 1996 **First Round (Midwest Regional, Clemson, S.C.)**
 #3 Clemson 79, #14 Austin Peay 52
First Round (East Regional, Lawrence, Kan.)
 #4 Kansas 72, #13 Middle Tennessee 57
- 1997 **First Round (West Regional, Athens, Ga.)**
 #2 Georgia 91, #15 Eastern Kentucky 55
- 1998 **First Round (West Regional, Durham, N.C.)**
 #2 Duke 92, #15 Middle Tennessee 67
- 1999 **First Round (East Regional, Norfolk, Va.)**
 #2 Old Dominion 74, #15 Tennessee Tech 48
- 2000 **First Round (Midwest Regional, Lubbock, Texas)**
 #3 Texas Tech 83, #14 Tennessee Tech 54
- 2001 **First Round (Midwest Regional, Knoxville, Tenn.)**
 #1 Tennessee 80, #16 Austin Peay 38
- 2002 **First Round (Midwest Regional, West Lafayette, Ind.)**
 #2 Purdue 80, #15 Austin Peay 49
- 2003 **First Round (Midwest Regional, Boulder, Colo.)**
 #3 North Carolina 72, #14 Austin Peay 70
- 2004 **First Round (West Regional, Baton Rouge, La.)**
 #4 LSU 83, #13 Austin Peay 66
- 2005 **First Round (Tempe Regional, Fresno, Calif.)**
 #4 Arizona 87, #12 Eastern Kentucky 65
- 2006 **First Round (San Antonio Regional, Denver, Colo.)**
 #3 Stanford 72, #14 Southeast Missouri 45
- 2007 **First Round (Dayton Regional, Austin Texas)**
 #3 Oklahoma 74, #14 Southeast Missouri 60

Women's National Invitational Tournament (WNIT)

- 1986 **(Amarillo, Texas)**
Northwestern Louisiana 77, Tennessee Tech 70
West Texas 78, Tennessee Tech 65
Tennessee Tech 79, Fresno State 76
- 1989 **First Round (Amarillo, Texas)**
Murray State 84, Richmond 73
Second Round (Amarillo, Texas)
San Diego State 97, Murray State 81
Consolation Round (Amarillo, Texas)
- 1999 **First Round (Memphis, Tenn.)**
Memphis 71, Middle Tennessee 61
First Round (Martin, Tenn.)
Tennessee-Martin 77, Mississippi 66
Second Round (Memphis, Tenn.)
Memphis 87, Tennessee-Martin 73
- 2001 **First Round (Springfield, Mo.)**
Eastern Kentucky 72, SMS 65 (OT)
Second Round (Richmond, Ky.)
Alabama 99, Eastern Kentucky 77
- 2006 **Opening Round (Cookeville, Tenn.)**
Tennessee Tech 56, Belmont 55
First Round (Bowling Green, Ky.)
Western Kentucky 83, Tennessee Tech 66
- 2007 **First Round (Jonesboro, Ark.)**
Arkansas State 59, Murray State 52



Former Tennessee Tech skipper Bill Worrell made more trips to the NCCA Tournament than any other OVC head coach. Eight of Tech's 10 appearances in the Big Dance came under Worrell's watch. Worrell, who retired in 2006, was inducted into the OVC Hall of Fame last year.

AIAW State Tournaments

- 1979 **KENTUCKY**
First Round
Louisville 70, Western Kentucky 67
Northern Kentucky, Eastern Kentucky 65
Kentucky 82, Murray State 59
Second Round
Morehead State 69, Louisville 66
Championship
Morehead State 73, Northern Kentucky 65
- OHIO**
Youngstown State 67, Akron 43
Cincinnati 67, Akron 41
- TENNESSEE**
First Round
Tennessee Tech 70, Vanderbilt 49
East Tennessee 55, Middle Tennessee 53
Second Round
Tennessee Tech 56, East Tennessee 53
Championship
Tennessee 85, Tennessee Tech 60
- 1981 **KENTUCKY**
Morehead State vs. Eastern Kentucky
- TENNESSEE**
First Round (Memphis, Tenn.)
Austin Peay vs. Tennessee-Martin
Middle Tennessee vs. Memphis State
Tennessee Tech vs. Vanderbilt

AIAW Region II Championship

- 1979 **First Round (Knoxville, Tenn.)**
North Carolina State 89, Tennessee Tech 72
South Carolina 70, Morehead State 64

WOMEN'S BASKETBALL

Fundamentals

THEY'VE GOT GOOD SKILLS.

High Quality of Play

THESE WOMEN CAN PLAY.

Role Models

WE'RE PROUD TO HAVE THEM AS PART OF THIS COMMUNITY.

Family-Oriented

THIS GAME IS GREAT ENTERTAINMENT VALUE FOR MY FAMILY.

Sportsmanship

THESE WOMEN ARE GOOD SPORTS AND GREAT ROLE MODELS.



ALL DAY. EVERY DAY.
OUR GAME.™



AUSTIN PEAY

APSU Athletics
PO Box 4515
Clarksville, TN 37044
www.APSUGovernors.com

Women's Basketball Contact
Cody Bush
Sports Information Coordinator
bushc@apsu.edu

Office: (931) 221-7561
Cell: (931) 980-4940
Fax: (931) 221-7562
Press Row: (931) 221-7155



EASTERN ILLINOIS

Lantz Arena
Charleston, IL 61920
www.EIUpanthers.com

Women's Basketball Contact
Ben Turner
Asst. Sports Information Director
bwturner@eiu.edu

Office: (217) 581-7020
Cell: (217) 273-8132
Fax: (217) 581-6434
Press Row: (217) 581-7770



EASTERN KENTUCKY

521 Lancaster Avenue
115 Alumni Coliseum
Richmond, KY 40475
www.EKUSports.com

Women's Basketball Contact
Kevin Britton
Asst. Director Athletic Public Relations
kevin.britton@eku.edu

Office: (859) 622-2006
Cell: TBA
Fax: (859) 622-5108
Press Row: (859) 622-2226



JACKSONVILLE STATE

700 Pelham Road North
Jacksonville, AL 36265
www.JSUGamecockSports.com

Women's Basketball Contact
Jeff Dunnivant
Asst. Sports Information Director
dunnivant@jsu.edu

Office: (256) 782-5377
Cell: (256) 453-6612
Fax: (256) 782-5958
Press Row: (256) 782-5583



MOREHEAD STATE

111 Playforth Place
Academic Athletic Center, Room 195
Morehead, KY 40351

Women's Basketball Contact
Matt Schabert
Asst. Director of Media Relations
m.schabert@moreheadstate.edu

Office: (606) 783-2556
Cell: (606) 207-5116
Fax: (606) 783-2550
Press Row: (606) 783-2126



MURRAY STATE

217 Roy Stewart Stadium
Murray, KY 42071
www.GoRacers.com

Women's Basketball Contact
David Snow
Coordinator of Sports Information
david.snow@murraystate.edu

Office: (270) 809-4271
Cell: (270) 293-0566
Fax: (270) 809-6814
Press Row: (270) 809-5551



SAMFORD

800 Lakeshore Drive
Birmingham, AL 35229
www.SamfordSports.com

Women's Basketball Contact
Joey Mullins
Asst. Sports Information Director
jmmulli1@samford.edu

Office: (205) 726-2799
Cell: (205) 532-3477
Fax: (205) 726-2545
Press Row: (205) 726-2377



SOUTHEAST MISSOURI

One University Plaza, MS 0200
Cape Girardeau, MO 63701
www.GoSoutheast.com

Women's Basketball Contact
Corey Miggins
Sports Information Director
cmiggins@semo.edu

Office: (573) 651-2937
Cell: (773) 414-5961
Fax: (573) 651-2810
Press Row: (573) 651-5014



TENNESSEE STATE

3500 John Merritt Boulevard
Nashville, TN 37209
www.TSUTigers.com

Women's Basketball Contact
Zekeya Anderson
Asst. Coordinator for Media Relations
zanderson01@tnstate.edu

Office: (615) 963-1867
Cell: (615) 828-3603
Fax: (615) 963-7692
Press Row: (615) 565-7616



TENNESSEE TECH

Box 5057
Cookeville, TN 38505
www.TTUSports.com

Women's Basketball Contacts
Rob Schabert - Asst. AD Sports Info
rschabert@tntech.edu

T.J. May - Sports Info Intern
tmay@tntech.edu

Office: (931) 372-3293
Schabert's Cell: (931) 703-4927
May's Cell: TBA
Fax: (931) 372-6139
Press Row: (931) 372-6077



UT MARTIN

40 Skyhawk Fieldhouse
Martin, TN 38238
www.UTMSports.com

Women's Basketball Contact
Matt Maxey
Asst. Athletic Communications Director
mmaxey@utm.edu

Office: (731) 881-7632
Cell: (615) 330-9890
Fax: (731) 881-7624
Press Row: (731) 881-7694



www.OVCSports.com
www.OVCSports.tv

